




Figure 20
 Location and Node Designation of a Cross Section of the Model
 Used for Sensitivity Analysis

- EXPLANATION**
-  20 GRID SYSTEM OF FLOW TUBE -- Dot indicates center of grid. Grids around the perimeter are inactive and are not shown. Number indicates node designation
 -  OUTCROP OF JASPER AQUIFER
 -  DOWNDIP LIMIT OF FRESH TO SLIGHTLY SALINE WATER -- Containing less than 3000 milligrams per liter of dissolved solids