


City of Houston

Reservoir Systems Operation Plan

May 1997



MONTGOMERY WATSON



City of Houston

Reservoir Systems Operation Plan

May 1997



MONTGOMERY WATSON

ACKNOWLEDGEMENTS

City of Houston

Ron Hudson
Chuck Settle
Pat Truesdale

Montgomery Watson

Chuck Profilet
Steve Thurin

Georgia A. Wilson and Associates

Georgia Wilson
Dan Sherwood
Hui Fong Chang

TABLE OF CONTENTS

Section 1	Introduction
Section 2	River and Reservoir System
Section 3	Alternate Operation Plans
Section 4	Model Generation
Section 5	Model Results
Section 6	Recommendations
Appendix A	Naturalization of Flows at Gage H-10 and C-4
Appendix B	Calculation of Lake Houston Natural Inflow and Gain
Appendix C	Evaluation of Alternatives
Appendix D	Responses

LIST OF FIGURES

Figure No.	Title	Page
2-1	Reservoir System	2-1
4-1	Naturalized Flow Double Mass Analysis	4-7
4-2	Lake Houston Inflow Double Mass Analysis	4-9

LIST OF TABLES

Table No.	Title	Page
2-1	Lake Conroe—Dam and Lake Data	2-1
2-2	Lake Houston—Dam and Lake Data	2-3
4-1	San Jacinto Flow Gaging Stations	4-2
4-2	San Jacinto Water Rights	4-3
5-1	Model Simulations	5-1
5-2	Summary of Model Results in Acre-Feet	5-1

Section 1 INTRODUCTION

PURPOSE

This report is submitted in partial fulfillment of the Texas Natural Resources Conservation Commission's requirement that the City of Houston complete a Water Conservation Plan. Specifically, this report documents the City of Houston's Reservoir Systems Operation Plan for operating the two reservoirs on the San Jacinto River, in order to optimize available water supplies.

ORGANIZATION OF REPORT

This first section presents background information on the City's surface water system and on the development of the Reservoir Systems Operation Plan. Section 2 presents a brief description of the two reservoirs on the San Jacinto River. Section 3 presents three alternative operating plans for the two reservoirs. Section 4 describes the development of the reservoir system model and the data which it uses. Section 5 presents the results of the simulation of the three alternative plans, and Section 6 presents recommendations, including a plan for the operation of the reservoirs to maximize the yield of the system.

BACKGROUND ON THE CITY'S WATER SUPPLY

Fresh water in the Houston area has primarily been obtained from groundwater. Because of the growing population and a growing industrial need for water, over-pumping of groundwater in the Houston area has become a serious problem. The water is being withdrawn from the ground faster than it can be recharged, causing ground surface subsidence in many areas.

To keep up with the growing need for water, and to decrease the reliance on groundwater, the City of Houston desires to increase the amount of surface water captured for use. This can be accomplished in a variety of ways, including trans-basin water transfers (such as from the Sabine, Trinity or Brazos Rivers), construction of additional reservoirs, or more efficient operation of existing reservoirs. This study focused on the third option, improving the efficiency of reservoir operations.

Section 2

RIVER AND RESERVOIR SYSTEM

The reservoir system shown in **Figure 2-1** is located on the San Jacinto River, which forms about sixty miles north of Houston, near Huntsville, Texas. It flows for about twelve miles enjoining several creeks until it flows into Lake Conroe, formed by an earth-filled dam northwest of Conroe, Texas (see below for lake details). The outflow of Lake Conroe becomes the West Fork San Jacinto River and traverses about thirty five miles before flowing into Lake Houston, east of Humble, Texas. The flow in the West Fork is enhanced by several tributary creeks joining the river, most notably Spring Creek near State Highway 59. Lake Houston receives flow from several tributaries, including the East and West Forks of the San Jacinto River, Caney Creek, and Luce Bayou. Luce Bayou has the possibility of being the conduit for water from the Trinity River that would be imported into Lake Houston. The San Jacinto River flows about another ten miles from the outflow of Lake Houston and empties into Scott Bay, east of Houston, which eventually empties into the Gulf of Mexico.

LAKE CONROE

Lake Conroe has a drainage area of 445 square miles and a surface area of 21,572 acres at maximum normal water level. The lake is formed by an earth-filled dam 11,300 feet long, including a controlled spillway. The dam was completed September 1, 1972, and deliberate impoundment began January 9, 1973. Water is used for municipal and industrial purposes in the Houston metropolitan area. A small diversion is also made for cooling purposes at the Gulf State Utilities Lewis Creek Reservoir. A spillway with five 40 x 30-foot tainter gates is located near the center of the dam. Low-flow releases are made through a separate multiple gate inlet tower. The tower has three gated controlled openings and one uncontrolled opening. It is connected to a stilling basin and a concrete weir by a 14-foot diameter conduit through the dam. Data regarding the dam and lake are given in **Table 2-1**.

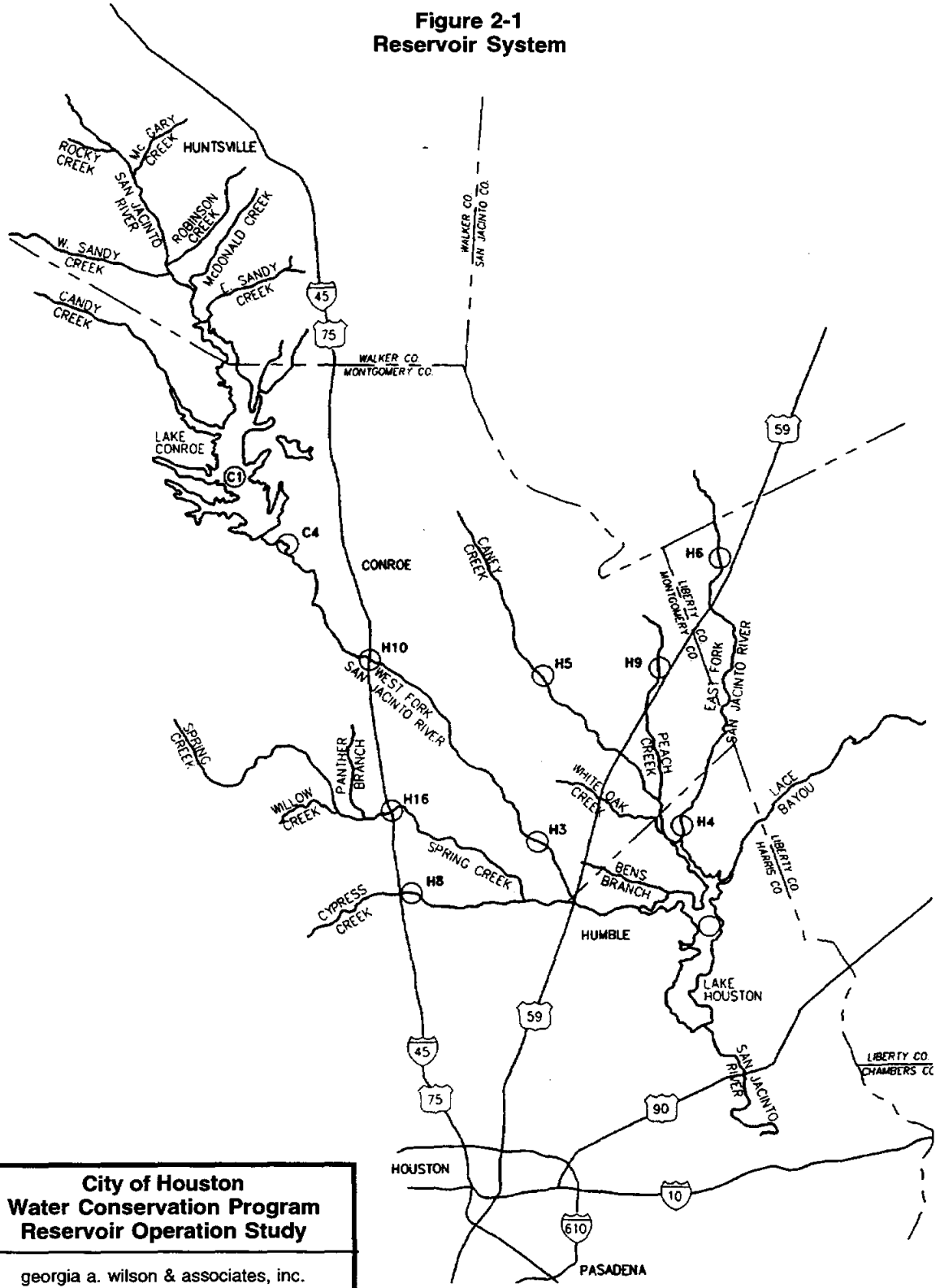
Table 2-1
Lake Conroe—Dam and Lake Data

Description	Elevation (feet)	Capacity (acre-feet)
Top of Dam	212.0	
Top of Tainter Gates	202.5	462,600
Top of Conservation Pool (uncontrolled tower outlet)	201.0	430,260
Crest of Spillway (sill of tainter gates)	173.0	64,960
Lowest Gated Outlet (invert)	144.5	300

The maximum normal water level of Lake Conroe is elevation 201.0 with a capacity of 430,260 acre-feet. The maximum contents of the lake, 512,000 acre-ft (204.66 ft), occurred on May 22, 1983. The minimum contents, 336,900 acre-ft (196.17 ft), occurred January 11, 1989.

Section 2
RIVER AND RESERVOIR SYSTEM

Figure 2-1
Reservoir System



City of Houston
Water Conservation Program
Reservoir Operation Study

georgia a. wilson & associates, inc.
MONTGOMERY WATSON AMERICAS, INC.

Section 2

HISTORICAL WATER USE PATTERNS

The City of Houston (COH) owns 67% and the San Jacinto River Authority (SJRA) owns 33% of Lake Conroe. The reservoir is operated by the SJRA. The current SJRA operations practice is the following:

"Water is released when called for by the City of Houston after Lake Houston reaches approximately 2.0 feet below spillway level, and at the rate called for by COH. Releases are made through the upper gates until it becomes necessary to open the next lower one to achieve the required flow."

The SJRA has first priority for use of the water in the lake. The first releases of the month are charged to their account, up to their permitted volume, then the water is charged to COH. The maximum permitted release rate is 700 cfs.

LAKE HOUSTON

Lake Houston has a drainage area of 2,828 square miles and a surface area of 13,068 acres at maximum normal water level. The lake is formed by two earth-filled embankment sections and a 3,160-foot long concrete spillway midway between the embankment sections. The dam was completed and storage began on April 9, 1954. The spillway includes two tainter gates, 18.0 x 20.5 ft., that can be used for control of releases below a maximum gage height of 44.5 ft. and above a minimum gage height of 28.0 ft. In addition, there is a 36-inch diameter sluice gate that is used for low-flow releases. Water is used for irrigation, municipal, and industrial supply in the Houston metropolitan area. Data regarding the dam and lake are given in **Table 2-2**:

Table 2-2
Lake Houston—Dam and Lake Data

Description	Elevation (feet)	Capacity (acre-feet)
Top of Dam	63.0	
Crest of Spillway	44.5	133,900
Crest of Tainter Gates (sill)	28.0	22,800
Lowest Gated Outlet (invert)	22.0	6,180

The maximum contents of the lake, 219,400 acre-ft (elevation 49.6 ft), occurred on May 19, 1989. The minimum contents, 53,380 acre-ft (elevation 34.08 ft), occurred on December 1, 1971.

COH has a right to divert 149 mgd from Lake Houston. SJRA has a right to divert 50 mgd from the lake. Currently, COH has total (Conroe and Houston) water rights from the San Jacinto River for a maximum of 19,500 acre-feet per month. SJRA holds total water rights from the San Jacinto river for 7,500 acre-feet per month. All of the rights are currently withdrawn from Lake Houston.

Section 3

ALTERNATIVE OPERATIONS PLAN

The operations target and plan of a reservoir system is defined within a set of operational criteria. These criteria include reserve storage levels, release rates, and withdrawal rates. Criteria are established based upon issues that may include impacts upon recreation and the environment, water quality, reliability of water supply, and other physical or institutional operational constraints. Each issue has the potential to affect how the reservoirs are operated, and thereby affect how much water is available to meet water supply needs. For example, if a recreational minimum storage constraint is imposed, releases and diversions might be restricted when the water level approached that minimum storage. This could reduce the water supply yield of the system, but the trade-off of recreational benefits might make this reduction worthwhile.

In the case of the City of Houston's reservoir operations plan, there are currently no significant operational criteria other than the maximization of water supply. Three alternative operational plans were developed to maximize the yield of the system.

The three scenarios investigated in this study are:

- Existing operations to maximize firm yield with reserve storage
- Modified operations to maximize firm yield without reserve storage
- Modified operations to maximize average yield with reserve storage

The reserve storage constraint is controlled by setting a relatively high minimum storage volume for Lake Houston. When the storage falls below this level, the model will not release water from the lake. Correspondingly, as Lake Houston storage drops close to this level, higher calls are made from Lake Conroe. A higher reserve storage volume will save a designated amount of water for critical drought periods. Recreational and environmental benefits could also be protected by setting a high minimum storage volume.

The downstream call volume is the storage volume of Lake Houston that will cause Lake Conroe to release water from storage, if any is available. This "call" is made in order to increase the volume of water stored in Lake Houston. Under current operations, water is called from Lake Conroe when Lake Houston is drawn down 2 feet below the spillway crest. This corresponds to a Lake Houston call volume of 113,610 acre-feet. By lowering this call volume, Lake Houston's storage will fluctuate more than if the call volume was higher. Lake Conroe's storage would be more stable if the Lake Houston call volume was lowered, because it would have to release water less often.

EXISTING OPERATIONS FOR FIRM YIELD WITH RESERVE STORAGE

This alternative is patterned after the current operating procedure for the lakes. The minimum pools are set so that there is a reserve storage pool, and downstream call volume is set at the level that is currently being used by SJRA. Both firm and average yield are evaluated so that comparisons can be made to the other operating plans.

OPERATIONS TO MAXIMIZE FIRM YIELD WITHOUT RESERVE STORAGE

This operating plan tested the reservoir system to estimate the largest firm yield possible. There are no reserve storage, water level, minimum flow, or other limits that may adversely affect the firm yield of Lake Houston. The maximum yield was found by setting the lowest possible storage limits on the lakes and flows, while increasing Lake Houston diversions until they could not be delivered.

OPERATIONS TO MAXIMIZE AVERAGE YIELD WITH RESERVE STORAGE

This operating plan evaluated the optimum average yield of Lake Houston while retaining reserve pools in Lakes Houston and Conroe to be used during extended low flow periods. The plan was developed by setting the same limit on the minimum pool levels of the lakes as in the existing operations and adjusting the downstream call volume until the highest average yield was found.

OPERATIONS TO MAXIMIZE FIRM YIELD WITHOUT RESERVE STORAGE

This operating plan tested the reservoir system to estimate the largest firm yield possible. There are no reserve storage, water level, minimum flow, or other limits that may adversely affect the firm yield of Lake Houston. The maximum yield was found by setting the lowest possible storage limits on the lakes and flows, while increasing Lake Houston diversions until they could not be delivered.

OPERATIONS TO MAXIMIZE AVERAGE YIELD WITH RESERVE STORAGE

This operating plan evaluated the optimum average yield of Lake Houston while retaining reserve pools in Lakes Houston and Conroe to be used during extended low flow periods. The plan was developed by setting the same limit on the minimum pool levels of the lakes as in the existing operations and adjusting the downstream call volume until the highest average yield was found.

Section 4

DEVELOPMENT OF THE RESERVOIR OPERATIONS MODEL

A computer model of the reservoir system was developed to simulate the storage in Lake Conroe and Lake Houston, and the flows between the lakes. It was created using historical data, estimated flow relationships, and predicted demands. Month-by-month water yield can be calculated for each of the operational alternatives, providing a means for optimization. The following sections give a detailed account of the steps performed in the development of the model. The steps were:

1. Data collection
2. Hydrological analysis
 - Naturalization of data sets
 - Regression analysis
 - Creation of expanded data sets
 - Calculation of the water gained from the outflow of Lake Conroe to the inflow of Lake Houston
3. Operational simulation
 - Historical simulation
 - Evaluation of alternatives

The study period of the project is from 1950 to 1994. Many of the data sets did not cover the whole study period. Depending upon the data set, the data may have been extrapolated, regressed against another complete set and expanded, or used only in the period when the data were available.

DATA COLLECTION

The flow model created for this study required a large amount of historical data. Not only are the data used as input to the model, but many of the data sets were used to create new data sets. The historical data are also used as a way to validate the model, to see if the model provides reasonable results. Almost all of the manipulations and results of the model are dependent upon the reliability of the data. The data were primarily obtained from regulatory sources, such as SJRA, USGS, and TNRCC.

Flow Data

Flow data were obtained from the United States Geological Survey (USGS). They operate several flow gaging stations in San Jacinto drainage basin. Information was requested for the gages shown in **Table 4-1**.

Section 4
DEVELOPMENT OF THE
RESERVOIR OPERATIONS MODEL

Table 4-1
San Jacinto Flow Gaging Stations

Code	USGS #	Location
C4	08067610	West Fork @ FM 105
H1	08069500	West Fork @ Humble
H3	08068090	West Fork near Porter
H4	08070200	East Fork @ New Caney
H5	08070500	Caney Creek
H6	08070000	East Fork @ Cleveland
H8	08069000	Cypress @ Westfield
H9	08071000	Peach Creek
H10	08068000	West Fork near Conroe
H12	08071280	Luce Bayou
H16	08068520	Spring @ Spring
H22	08072050	San Jacinto near Sheldon
H23	08071500	San Jacinto near Huffman
H24	Unknown	West Fork near Humble

See **Figure 2-1** for the location of the stream-flow gages. All data for the period of record were received from USGS with the exception of H24, which was not available. The data are average monthly discharges with the units of cubic feet per second. All of the above gages are located above Lake Houston, but below Lake Conroe, with the exception of H22 and H23. The upstream data are useful in estimating how much the West Fork San Jacinto River and Lake Conroe contribute to the inflow of Lake Houston. The H23 data period of record is 1937 to 1953, which is not very useful for this study, and H22 data were stage, not discharge, from 1993 to 1995, also not very useful. These were the only USGS gages located below Lake Houston, therefore, there were no useable river gage flow data available below Lake Houston. This added a significant degree of difficulty to the hydrological analysis because the outflow of Lake Houston is required to most accurately estimate the Lake Houston inflow.

Diversion Data

TNRCC Data

Diversion and water rights data were provided by the Texas Natural Resources Conservation Commission (TNRCC). The TNRCC grants and administers the surface water rights in Texas. The request was made for water rights summaries of two known water rights numbers (#4964 & #4965) and any other rights in the San Jacinto River Basin. **Table 4-2** shows the water rights' summaries that were received.

Section 4
DEVELOPMENT OF THE
RESERVOIR OPERATIONS MODEL

Table 4-2
San Jacinto Water Rights

W.R. #	Owner	Stream (Source)
1433-1342	SJRA	San Jacinto
2108B	SJRA	W.F. San Jacinto
4963	SJRA, et al.	W.F. San Jacinto
4965	COH	San Jacinto
4964	SJRA	San Jacinto
1505-1422	SJRA	San Jacinto
2109A	Nevin Marr	N. PR Medina
1743	LL Gilger	Pecan Bayou
1505	DJ Burda, et al.	N. Llano
2108	BH Gaskin	Rocky Creek
1433	TJ Stehling	Barons Creek

Of the above reports, numbers 1433-1342, 2108B, 4963, 4965, and 4964 have significant data. The others are either out of the study area or have insignificant (or zero) diversions. The data have units of acre-feet and are given in yearly total diversions. Most years are also broken down into monthly total diversions.

USGS Data

The TNRCC data were compared to diversion data reported on USGS yearly water contents records for Lake Houston. After examining the data and speaking with personnel from both agencies, the USGS data were determined to be more complete and reliable, and were used as the Lake Houston diversion data. The data are not broken down into specific users or uses, but only the totals are needed for historical water balance purposes.

Meteorological Data

In creating the water balances on the lakes, several major forms of water gain and loss were accounted for in the model. Measured flows, if available, are an excellent way to obtain inflows and outflows to the lakes, but there are also other water gains and losses. The most significant of these are meteorological gains and losses from precipitation and evaporation.

Precipitation Data

Precipitation data for Lake Houston were obtained through the Southern Regional Climate Center (SRCC) in Baton Rouge, Louisiana, and The Weather Almanac published by Gale Research, Inc. The data from SRCC were received as daily rainfall amounts, in inches, at Houston Hobby Airport from 1941 to 1994. The Weather Almanac data are monthly precipitation (inches) at Houston

Section 4

DEVELOPMENT OF THE RESERVOIR OPERATIONS MODEL

Hobby Airport (1961-1968) and Houston Intercontinental Airport (1969-1990). Lake Houston is closer to Houston Intercontinental than Houston Hobby, so the data from Houston Intercontinental were used when available, otherwise the Houston Hobby data were used.

Precipitation data for Lake Conroe were obtained through SJRA. The data were reported as monthly depths in inches.

Evaporation Data

Evaporation data for Lake Houston were also obtained through SRCC. This is not a recorded data set but is calculated by SRCC. The data were estimated from the monthly average atmospheric conditions in Houston.

The same monthly evaporation data were used for Lake Conroe, with a factor of 1.05 applied.

Reservoir Data

End of Month (EOM) Storage

Reservoir storage data for both Lake Conroe and Lake Houston were obtained from USGS. The data were given as storage on the last day of the month in acre-feet. The data cover the period from the filling of the lakes (Houston-1954, Conroe-1974) until 1995. During model generation it was found that the EOM storage data were not precise enough to accurately predict the monthly flow from the Lake Houston spillway. Lake Houston daily storage data were subsequently obtained from USGS to calculate daily spills. The daily spills were accumulated for each month.

Area-Capacity Tables

Area-capacity tables were necessary to calculate surface area and water surface elevation information about the lakes from the storage volume data. The tables are graduated by elevation, and give the storage and surface area of the lake at a given elevation. There are two Lake Houston tables used for the historical analysis of Lake Houston, one to be used from 1954 to 1965 and the other from 1965 to 1995. A third table relating gage height to storage, taken from a Texas Water Development Board (TWDB) 1994 survey, was used during the simulated operations of the lakes. All three tables were obtained from USGS. The San Jacinto River Authority (SJRA) provided an area-capacity table for Lake Conroe.

HYDROLOGICAL ANALYSIS

The hydrological analysis was performed to create data that were required in the simulation model. These data sets included inflows to Lake Conroe, and total inflow and gain at Lake Houston.

Lake Conroe Water Balance

The first step was to modify or expand existing data sets C-4 and H-10 (locations shown on **Figure 2-1**) to represent natural flows. Natural flows are the river flows that would have existed if

Section 4

DEVELOPMENT OF THE RESERVOIR OPERATIONS MODEL

Lake Conroe had not been built. This data modification was performed by removing the lake effects from the recorded data sets, a process called “naturalization” throughout this report. In performing regression analyses to extend hydrological data sets, it is critical that the data sets represent natural conditions.

Naturalization of C-4 and H-10

Gages C-4 and H-10 are downstream of Lake Conroe on the West Fork of the San Jacinto River. C-4 is just below the spillway and H-10 is about ten miles downstream. Data set H-10 is complete for the entire study period, 1950 to 1994. Data from gage C-4 are complete from the filling of Lake Conroe in 1973, to the end of the study. In order to extend the C-4 data and to determine the monthly amount of water that flows into Lake Conroe, the data sets have to be naturalized. The naturalization process is a water balance for Lake Conroe that removes the lake effects from the recorded flow data. Data sets C-4' and H-10' were created representing the theoretical flow at the gages as if Lake Conroe had not been constructed. The effects of the lake were removed by factoring out changes in historical water volume and meteorological effects.

A change in storage volume of the lake will affect the recorded flow. If the change is positive, the gaged flow will be lower than the natural flow; and conversely, if the change is negative, the gaged flow will be greater than the natural flow would have been.

The meteorological effects on the recorded volume of water can also be removed. The monthly precipitation and evaporation depths can be multiplied by the surface area of the lake to obtain precipitation and evaporation volumes. The precipitation volume is subtracted from the river flow. If the lake was not present, the rainfall would have been captured by foliage or infiltrated into the ground and would not have added significantly to the river flow.

The evaporation volume has the opposite effect on the flow data. Therefore, the evaporation volume is added to the measured flow because it was water that would have stayed in the system if the lake had not been not constructed.

Any water that is diverted, for municipal, industrial or irrigation use, is also added back into the naturalized stream-flow. The general equation for the naturalization of gage C-4 is:

$$C-4' = C-4 - S - (\text{Precip.} \times A) + (\text{Evap.} \times A) + \text{Diversion}$$

where S is the end of month storage, and A is the Lake Conroe surface area corresponding to that storage. The flow rates were converted to monthly volumes (by multiplying by the number of seconds in the month, and dividing by 43,560) in the above equation, giving C-4' as a total volume of flow in the month. The same procedures were applied to create H-10', substituting H-10 for C-4. Appendix A presents the complete spreadsheet (with formulas) used to create C-4'.

A double mass analysis was used to check the relationship between flows at C-4 and flows at H-10. A double mass analysis compares the cumulative flow at one gage with the cumulative flow at another. It will help in discerning data inconsistencies, shifts, and trends. The double mass curve for gages C-4 and H-10 is shown in **Figure 4-1**, and displays no significant problems.

Section 4

DEVELOPMENT OF THE RESERVOIR OPERATIONS MODEL

Regression Analysis and Creation of C-4' (1950-1973)

Since gage C-4 was constructed after Lake Conroe was built, the naturalized C-4 data set (C-4') only has values from 1973 to the present. Gage H-10 has been in operation throughout the study period, therefore a naturalized H-10, H-10', was created for the entire period. A regression analysis was then performed to develop a relationship between C-4' and H-10' for the period when both data sets were available. The resulting equation:

$$(C-4') = 0.479 \times (H-10') + 909 \text{ acre-ft/month}$$

was applied to the H-10' values before gage C-4 began operation, yielding C-4' (1950-1973). This simulates natural flow at the gage before Lake Conroe was built. The equation was also used to fill any gaps in the C-4' (1973-1994) data. This created a complete data set, C-4', for the naturalized outflow of Lake Conroe for the study period (see Appendix A).

Lake Houston Water Balance

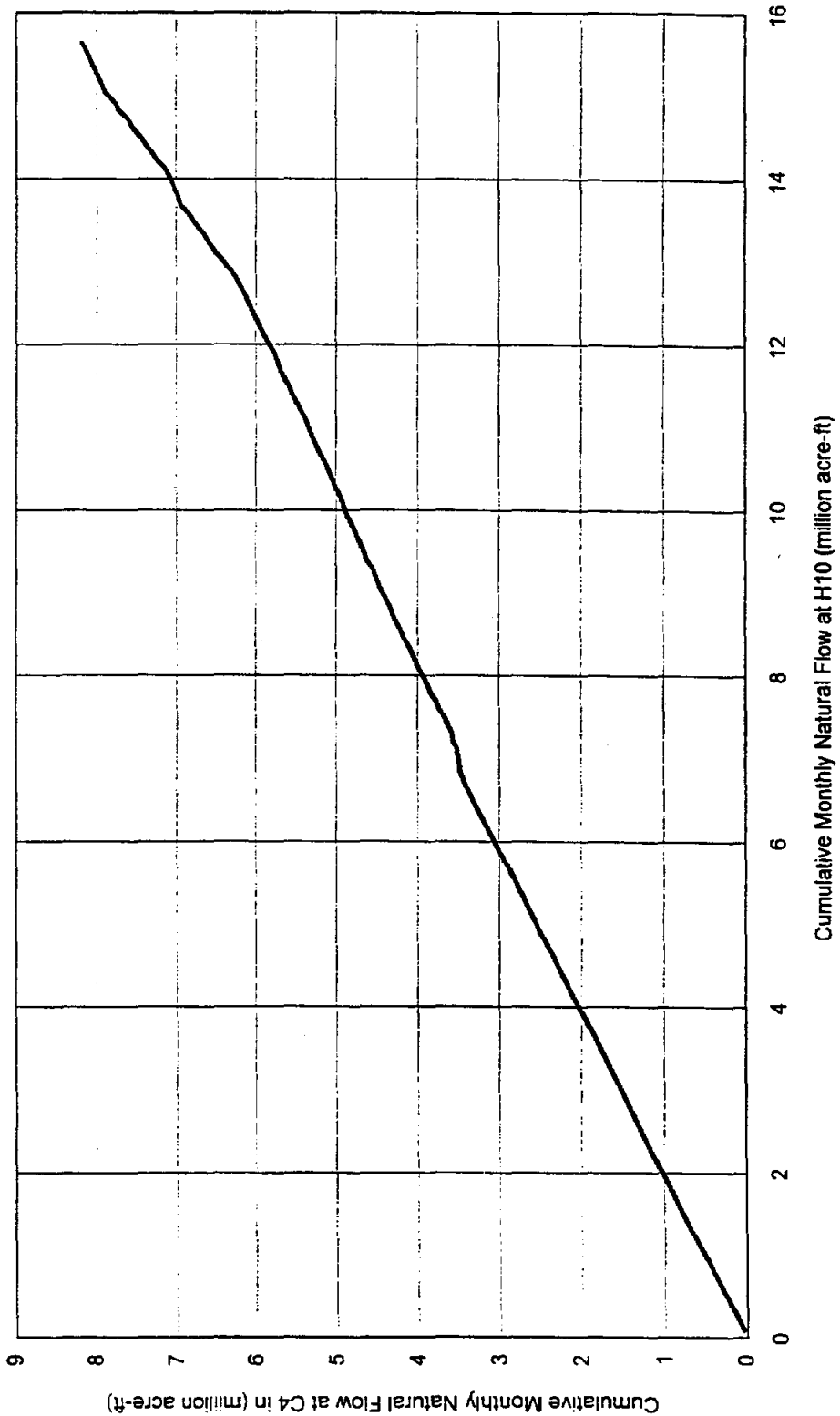
The next step was to determine the amount of water that flows into Lake Houston. Once the Lake Houston outflow was determined, the inflow could be found by assuming that the water that was taken from the lake (releases, spills, diversions, and evaporation) must equal the water entering the lake (inflow and precipitation).

Because of the lack of a gaging station downstream of the Lake Houston spillway, and because the upstream gages only cover about 60 percent of the drainage area, the water balance for Lake Houston was not as straight-forward as that of Lake Conroe.

To estimate the total inflow into Lake Houston, the estimated flow over the spillway was calculated using daily reservoir storage data, area-capacity elevation tables and a spillway rating table. First, the daily storage of the lake was converted to daily stage, using a capacity vs. elevation table. Next, the daily stage was compared to the spillway rating table to estimate the discharge rate. The discharge rate was converted to a daily total discharge and then summed for each month. It was assumed that, other than diversions, the spillway discharge was the only outflow from Lake Houston.

Section 4 ALTERNATIVE CONSERVATION MEASURES

Figure 4-1
Double Mass Analysis—Naturalized Flow at C4 vs. Naturalized Flow at H10



Section 4

DEVELOPMENT OF THE RESERVOIR OPERATIONS MODEL

This method of estimating the outflow of Lake Houston, although the best method using the available data, did not yield acceptable results. Because of the extremely large width of the Lake Houston spillway, the application of the daily stage data with the elevation-discharge curve did not yield flows representative of the average daily spill. The calculated spills were approximately 60 percent greater than the average runoff per square mile computed for the upstream gages. Also, a double mass analysis of the calculated lake Houston inflow (using the spill calculation) against the sum of the upstream gages, showed a significant skew towards higher inflows in the last twenty years. This may be caused in part by subsidence in the Lake Houston area. The double mass curve for computed Lake Houston inflow (using the spill calculations) versus the sum of the upstream gages is shown in **Figure 4-2**. The bend in the curve is indication of an inconsistency in the calculated inflow data.

To avoid a significant over-estimation of Lake Houston inflow, an alternate method for estimating the inflow to Lake Houston had to be developed. Freese and Nichols, Inc. developed a method in a 1966 study that estimated the Lake Houston inflow by multiplying the sum of five other gaged tributaries of the lake by a constant factor. All except one of these gages are still operating. The constant factor developed by Freese and Nichols was recalculated to apply to only the remaining four gages. The tributaries are Caney Creek, Cypress Creek, West Fork San Jacinto River, and Spring Creek, gages H-5, H-8, H-10, and H-16, respectively. These tributaries are the closest gaging stations, with full data sets, to Lake Houston, see **Figure 2-1**. The constant factor of 1.57 represented the average ratio of flows in the four other gages versus the total inflow to Lake Houston. For this model, the inflow to Lake Houston was calculated as the greater of the following two relationships:

$$IN_H = 1.57 \times \Sigma(4 \text{ gages}) \quad \text{or}$$

$$IN_H = C-4' + 99 \text{ acre-feet}$$

The second equation is a safety factor to make sure the calculated inflow to Lake Houston is larger than the outflow from Lake Conroe. The naturalized flow at the H-10 gage was used in place of the recorded data, to take out the effects of Lake Conroe storage.

The naturalized Lake Conroe outflow (C-4') was then subtracted from the calculated Lake Houston inflow (IN_H) to determine the gain between Lake Conroe and Lake Houston:

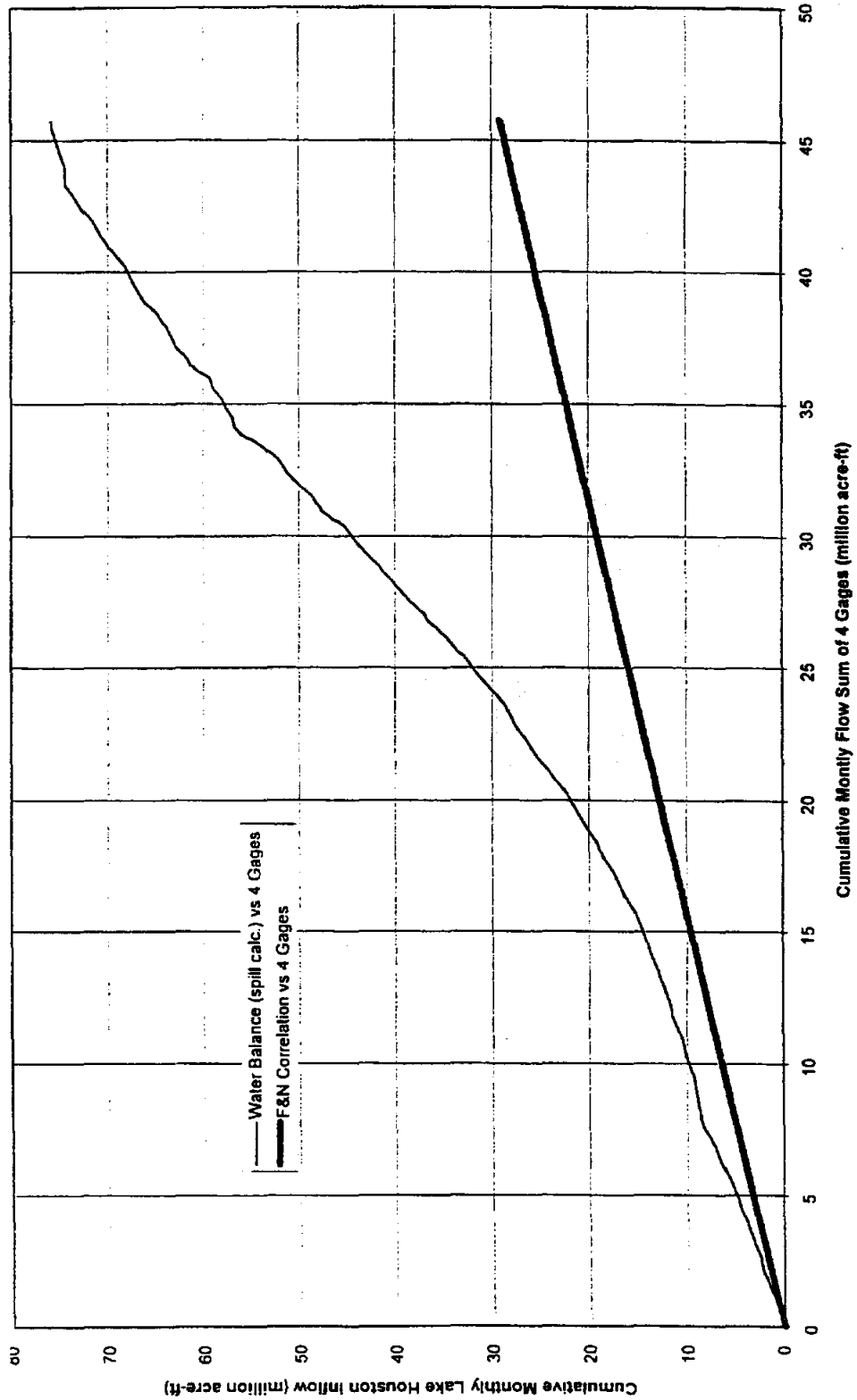
$$GAIN = IN_H - (C-4')$$

GAIN represents the amount of water that flows into Lake Houston that is not attributable to the flow out of Lake Conroe. This is the monthly minimum amount of inflow that Lake Houston will receive, independent of the Lake Conroe operations. The GAIN data set was then regressed against the sum of the four indicator gages, so that any missing or unreasonable GAIN values could be replaced with data from the regression results. See Appendix B for the complete spreadsheets and formulas used to calculate GAIN.

The created data sets were checked by various statistical methods and showed an acceptable correlation.

Section 4
DEVELOPMENT OF THE
RESERVOIR OPERATIONS MODEL

Figure 4-2
Double Mass Analysis Of Lake Houston Inflow By Water Balance And Correlation



MODEL DEVELOPMENT

The San Jacinto River Reservoir Operations Model is a spreadsheet that simulates the combined operations of Lake Conroe and Lake Houston. It uses 45-years of historically-based hydrological data to show how the monthly storages, flows, and yield will change with a change in the operating criteria. The inflows and outflows of both lakes are calculated and combined with the meteorological effects in order to see if there is water available for the desired diversions. Appendix C presents a complete printout of the model for one simulation run of each of the three operational alternatives. Appendix C also presents an explanation of the column-by-column manipulations used in the spreadsheet.

Model Parameters

The model begins the study period with both lakes at maximum level and uses recorded and estimated data, such as C-4, GAIN, precipitation, evaporation, etc., to estimate the storage volumes, inflows and outflows of both lakes over the period. There are several parameters, or limits, that can be modified to reflect operational changes or other model refinements. These are shown in bold at the top of the columns on the model spreadsheet and are explained below.

Lake Conroe

Available Water. The maximum available water. This includes last month's End of Month Storage, plus this month's inflow to the lake. The limiting parameter is meant to allow full use of all monthly inflow and still keep the reservoir full at the end of the month.

Usable Water. The Available water, less the amount lost to evaporation and gained from precipitation. The parameter value is set to reflect the maximum end-of-month storage plus the maximum monthly diversions and calls.

Diversions. The monthly amount of water that is required to be diverted from Lake Conroe. This is currently set at a constant 467 acre-feet per month to represent the maximum average monthly Gulf States power diversions. Other values could be used should the City desire to simulate a City or SJRA diversion directly from Lake Conroe.

D.S. Calls. This represents the storage volume of Lake Houston at which water is requested from Lake Conroe to alleviate the low storage. When the EOM storage of Lake Houston falls below the value at the top of the column, the spreadsheet will check whether Lake Conroe needs to release available water. If not, no forced releases from Lake Conroe storage will be made. The call formula also restricts the Conroe releases so that a maximum of 50 percent of the water remaining in storage can be released in any given month.

EOM Storage. The storage volume remaining in the lake. The limiting value is set as the lake capacity at the top of the spillway.

Section 4

DEVELOPMENT OF THE RESERVOIR OPERATIONS MODEL

Total Outflow. This is the total outflow from the lake. The parameter can be set to the minimum amount of outflow from Lake Conroe. This can be governed by an in-stream flow requirement. It is currently set to zero.

Luce Bayou Transbasin. The monthly amount of water that SJRA will transport into the system from the Trinity River. This is currently set to zero.

Lake Houston

Available Water. The maximum available water. This includes last month's End of Month Storage, plus this month's inflow to the lake. The limiting parameter is meant to allow full use of all monthly inflow and still keep the reservoir full at the end of the month.

Usable Water. The Available water, less the amount lost to evaporation and gained from precipitation. The parameter value reflects the maximum end-of-month storage plus the maximum monthly diversions.

Diversion SJRA. The desired monthly SJRA diversions. This is currently set to a constant 7,500 acre-feet per month.

Diversion COH. The desired monthly COH diversions, currently set to a constant amount equivalent to the City's total water right, or 19,500 acre-feet per month.

EOM Storage. The storage volume remaining in the lake. The limiting value is set to the capacity at the top of the spillway.

Min. Storage. The minimum storage volume for Lake Houston. The value is set by the invert of the lowest gated outlet or could be based upon other water quality or emergency storage guidelines.

Model Application

The model gives a month-by-month accounting of the storage volumes in both lakes, the flow between the lakes, and diversions from each lake, along with all the data that were used as input data. Also tabulated are the minimum, maximum, and average value for each data type during the study period.

Firm yield. The firm yield is the largest constant volume of water that can be diverted from Lake Houston each and every month. This is the monthly amount of water that the COH and SJRA can guarantee to provide to their customers. The Lake Houston firm yield can be found by keeping all inputs constant and varying the Lake Houston diversions, the firm yield is the largest sum of COH and SJRA diversions that can be met 100% of the time.

(Note: The firm yield predicted by the model is based upon the estimated San Jacinto River flows over the past 45 years. In more severe droughts, or critically dry periods lasting longer than those in this time period, the firm yield could be lower.)

Section 4

DEVELOPMENT OF THE RESERVOIR OPERATIONS MODEL

Average Yield. The average yield is the average monthly volume that can be diverted from Lake Houston over the 45-year modeled period.

Operational Limits. Several of the operational limits can be adjusted in an attempt to increase the firm yield. The limits may also be changed for other reasons such as environmental regulations, water quality constraints, or a change in the physical limits of the lake. Listed below are the limits that can be adjusted.

Lake Houston Minimum Storage. The storage has a physical limit, the bottom of the lowest outlet. No water that is lower than this level can be released from the lake. One suggested operation of the lake would put the minimum operational storage at the level where the surface area of the lake is 50% of the full capacity's surface area. A higher minimum storage will retain a larger amount of reserve water that can be used during extended periods of low flow. A lower minimum storage limit will allow the lake to be drained lower during normal operations.

Diversions from Lake Conroe. The diversions from the lake are for industrial, municipal, and irrigation uses. The value is a constant value to be taken from the lake every month. The maximum volume of water being taken by Gulf States Utilities is currently used in the simulations. These value can be varied to reflect historical or current operations, future projections, or any other anticipated diversion situations.

Downstream Call. The call for water needed by Lake Houston allows Lake Houston to obtain extra water from Lake Conroe. The parameter represents a Lake Houston storage volume. When Lake Houston EOM storage is below this level, Lake Conroe will release the water to Lake Houston, if needed and available. The current operating procedures call water from Lake Conroe when the Lake Houston water level falls below two feet lower than the spillway. This is one of the more flexible parameters when optimizing the water yield.

Total Outflow. The minimum total outflow parameter is a way to set minimum in-stream flow. Since there are currently no guidelines, the minimum is set to zero. The minimum can be increased if regulations or operational procedures are enacted for environmental, recreational, or other reasons.

SJRA and COH Diversions. The diversions from Lake Houston are separated into SJRA and COH diversions. The SJRA diversions are primarily used for industrial purposes, while the COH diversions are primarily for domestic and irrigation applications. The values entered are maximum target values, and are met if the lake has water available. In periods of shortage the total monthly diversions are rationed to COH and SJRA according to their ownership percentages. The model will request the entire amount as stated on their water rights (27,000 acre-feet/month) and divide the amount accordingly. If the entire 27,000 acre-feet cannot be delivered, the top of column parameter volume can be lowered until the amount can be delivered every month (firm yield).

The model begins calculations with both reservoirs at full capacity. This can be changed by entering any desired value into the first (or any other) month's storage volume.

Section 5 MODEL RESULTS

The model was applied to find the yield associated with the three operational alternatives described in Section 3. Many model simulations were performed for each alternative. In these multiple runs, one of the limits in each of the alternatives was varied to find the optimum water yield. The alternatives and the parameter varied are shown in **Table 5-1**.

**Table 5-1
Model Simulations**

Alternative	Description	Varying Parameter
No. 1	Existing Firm Yield With Reserve	COH and SJRA diversions
No. 2	Maximum Firm Yield Without Reserve	Lake Houston call volume
No. 3	Maximum Average Yield With Reserve	Lake Houston call volume

The analysis shows that, in general, (a) lower minimum storage volumes result in more available water and (b) the yield results are not strongly influenced by the Lake Houston call volumes. The yield results are summarized in **Table 5.2** and explained in the following sections.

**Table 5.2
Summary of Model Results in Acre-Feet**

Alternative	Lake Conroe Min. Storage	Lake Houston Min. Storage	Lake Houston Call Volume	Firm Yield Acre (ft/month)	Average Yield
No. 1	140,940	46,900	113,610	22,070	22,070
No. 2	62,712	11,052	113,610 or less	27,000	27,000
No. 3	140,940	44,857	113,610 or less	0	26,600

ALTERNATIVE NO. 1

Alternative No. 1 is the current operational policy of the lakes, but it includes reserve storage volumes for use in an extended critical period. The reserve storage would also reduce the impacts on recreation, water quality, and the environment. The current operational policy calls for water from Lake Conroe when Lake Houston is drawn down two feet below the spillway crest, at 113,610 acre-feet of storage. The storage reserve was achieved by limiting the minimum storage of both lakes so that the surface area of the minimum pool is fifty percent of the surface area of the full pool. The Lake Houston water surface elevation that has fifty percent of the maximum surface area is 34.3 feet (46,900 acre-feet storage). The Lake Conroe 50 percent area elevation is 182 feet (140,940 acre-feet storage). This allows for a comparison of the current operation of the lakes with the other alternatives. The diversions to SJRA and COH were varied while the call volume was held constant. The results are as follows:

Call volume	113,610 acre-feet (or lower)
Firm yield	22,070 acre-feet/month (15,940 to COH)
Average yield	Same as firm yield

ALTERNATIVE NO. 2

The objective of Alternative No. 2 was to find the maximum firm yield without holding any reserve storage for an extended critical period. The minimum pool levels were lowered to the physical minimum storage levels of the lakes. At these minimum pool levels more than the maximum amount of the combined water rights of COH (19,500 acre-feet) and SJRA (7,500 acre-feet) is obtainable.

The combined SJRA and COH diversions were set at the full water rights level of 27,000 acre-feet and the Lake Houston call volume was adjusted to examine the volume that would yield the 27,000 acre-feet of diversions. The minimum call volume to meet full yield is 28,820 acre-feet with a water surface elevation of about 30.6 feet, 13.9 feet below the crest of the spillway. If the Lake Houston call volume is set less than 28,820 acre-feet, the entire water right volume cannot be delivered each and every month. Any call volume higher than 28,820 acre-feet will yield the entire water right volume every month. The current policy call volume of 113,610 acre-feet will supply the full firm yield. The results are:

Call volume	28,820 acre-feet or higher (113,610 is okay)
Firm yield	27,000 acre-feet/month
Average yield	27,000 acre-feet/month

ALTERNATIVE NO. 3

The goal of Alternative No. 3 was to find the maximum average yield while having reserve storage. The Lake Houston deliveries were set to the full water right level of 27,000 acre-ft per month. The Lake Houston call volume was then adjusted, to determine whether higher average yields could be achieved. No attempt was made to deliver a firm supply in all months.

The average yield was found to be largely unaffected by changes in the Lake Houston call volume. An average yield of between 25,000 and 26,600 acre-ft per month was found for all call volumes above 40,000 acre-feet. The results are:

Call volume	113,610 acre-feet or lower (down to 40,000 acre-feet)
Firm yield	zero deliveries during certain months
Average yield	26,600 acre-feet/month

Section 6 RECOMMENDATIONS

ALTERNATIVES

An accurate planning model of the San Jacinto River System has been developed and used to evaluate three operational alternatives. However, because of the difficulty encountered in estimating the outflow of Lake Houston, the model should only be used for general planning of reservoir operations. Day-to-day, or month-to-month operations are not recommended with this model, without a more extensive hydrological analysis. This model will accurately display the overall effects of changing operational parameters, but the actual monthly volumes may not be completely reliable. Also future hydrological conditions may be more extreme than those observed in the past 45 years. With this in mind, the model provides support for the following recommendations:

1. Under the suggested minimum pool standards and full demand, the Lake Houston call volume could be lowered to 70,000 acre-feet. This assumes that there are not adverse Lake Houston water quality or recreational impacts associated with this operation. This volume is at a water surface elevation of 37.5 feet, seven feet below the spillway crest. This level will require the lowest volume of releases from Lake Conroe while maximizing the firm system yield.
2. If a greater firm yield is desired, the minimum reserve pool should be set at the maximum level that will still deliver the firm yield. The Lake Houston call volume may also have to be adjusted, to maintain appropriate releases from Lake Conroe.

SUGGESTIONS

There are many other factors that will affect the optimal operation of this reservoir system. The following suggestions were not investigated, but should be when data are available and resources permit.

1. Water from the Trinity River, a right recently obtained by SJRA, can be brought into the system through Luce Bayou. The "Luce Bayou Transbasin" column, set to zero acre-feet for all of the above alternatives, will introduce the water into the model. All of the model calculations that would be affected by this additional water supply already account for this flow in their respective formulas.
2. If desired, the effects of meeting an in-stream flow requirement between Lake Conroe and Lake Houston could be examined by adjusting the minimum parameter on the Lake Conroe Total Outflow field. It has been set at zero for the current analysis.
3. The model could be set up to calculate the percentage of months that a desired yield can be achieved. This information could help in the marketing of water to a customer that could tolerate an occasional delivery of a smaller amount of water than desired.
4. The model could be adjusted to include the yield of the City's other water sources. The diversions from Lake Houston could then be adjusted to evaluate the improvements in total

Section 6 RECOMMENDATIONS

City water supply which might be gained by conjunctively operating all of the City's water sources.

5. Additional detailed hydrological analysis should be performed to refine the reservoir inflows used in the model. Additional yield analysis, including stochastic generation of alternative time-series of inflows would also improve the reliability of the analysis of the City's water supply.
6. The model should be used to re-examine operation of the San Jacinto River System reservoirs as new or revised management goals are developed.

APPENDICES

A. Naturalization and Manipulation of Flows C-4 and H-10

B. Calculation of Lake Houston GAIN

C. Reservoir Simulation Models

1. Alternative No. 1
2. Alternative No. 2
3. Alternative No. 3

**Naturalization
and
Manipulation of Flows
C-4 and H-10**

**APPENDIX A
NATURALIZATION AND
MANIPULATION OF FLOWS C-4 AND H-10**

Naturalization of Flow at Gage H-10

and

Application of Regression to C-4 (1950-1974)

APPENDIX A NATURALIZATION AND MANIPULATION OF FLOWS C-4 AND H-10

Definitions of Appendix A spreadsheet columns. All amounts in acre-feet unless noted.

1. **Date** - Month of simulation
2. **Flow at H-10** - Historic volume of flow through gage H-10
3. **Flow at C-4** - Historic volume of flow through gage C-4
4. **Storage** - Storage data for Lake Conroe
5. **Diversions** - Diversion data for Lake Conroe
6. **Precip.** - Monthly precipitation data for Lake Conroe (inches)
7. **Evap.** - Monthly evaporation data for Lake Conroe (inches)
8. **Elev.** - Stage of Lake Conroe, calculated using a storage-elevation lookup table
9. **Area** - Surface area of Lake Conroe, calculated using an elevation-area lookup table
10. **Flow at H-16** - Historic volume of flow through gage H-16
11. **DelStor** - $(4)_i - (4)_{i-1}$
12. **Precip** - (6) converted to a negative monthly volume: $-(6) \times (9) / 12$
13. **Evap** - (7) converted to a monthly volume: $(7) \times (9) / 12$
14. **Naturalized H-10'** - $(2) + (11) - (12) + (13)$
15. **Adjusted H-10'** - If $(14) < (2)$ and $(8) < 201$ and $(14) < 500$, then the minimum of (2) or
16. $(10) \times \text{Ratio of total volumes H-10/H-16}$, else (14)
17. **Naturalized C-4'** - $(3) + (11) - (12) + (13)$
18. **Adjusted C-4'** - If $(18) < 0$, then $(15) \times \text{Ratio of total volumes C-4/H-10}$, else (18)
19. **Regression Application C-4'** - $0.479 \times (15) + 909$
20. **Final Application C-4'** - If $(16) > 0$, 16, else if $(18) > (15)$, 18, else (17)

NATURALIZATION OF FLOW AT GAGE H-10 and APPLICATION OF REGRESSION TO C-4 (1950-74)

(1) Date	(2) Flow at H-10 AF	(3) C-4 AF	Lake Conroe Data						(10) H-16 (CFS)	(11) DelStor
			(4) Storage AF	(5) Diversions AF	(6) Precip. 21.17	(7) Evap. 178.71	(8) Elev. 1.013878	(9) Area		
Jan-50	83,538		NA	NA	NA	NA	NA	NA	36,730	
Feb-50	99,900		NA	NA	NA	NA	NA	NA	39,938	
Mar-50	25,595		NA	NA	NA	NA	NA	NA	7,316	
Apr-50	35,818		NA	NA	NA	NA	NA	NA	23,647	
May-50	55,058		NA	NA	NA	NA	NA	NA	15,947	
Jun-50	174,042		NA	NA	NA	NA	NA	NA	86,783	
Jul-50	4,941		NA	NA	NA	NA	NA	NA	5,573	
Aug-50	1,651		NA	NA	NA	NA	NA	NA	1,608	
Sep-50	4,247		NA	NA	NA	NA	NA	NA	1,247	
Oct-50	2,639		NA	NA	NA	NA	NA	NA	1,043	
Nov-50	1,729		NA	NA	NA	NA	NA	NA	1,034	
Dec-50	2,136		NA	NA	NA	NA	NA	NA	1,154	
Jan-51	3,493		NA	NA	NA	NA	NA	NA	1,571	
Feb-51	6,858		NA	NA	NA	NA	NA	NA	1,689	
Mar-51	12,638		NA	NA	NA	NA	NA	NA	2,879	
Apr-51	6,932		NA	NA	NA	NA	NA	NA	2,037	
May-51	2,148		NA	NA	NA	NA	NA	NA	1,350	
Jun-51	1,372		NA	NA	NA	NA	NA	NA	1,295	
Jul-51	939		NA	NA	NA	NA	NA	NA	822	
Aug-51	718		NA	NA	NA	NA	NA	NA	568	
Sep-51	1,253		NA	NA	NA	NA	NA	NA	2,804	
Oct-51	970		NA	NA	NA	NA	NA	NA	853	
Nov-51	1,206		NA	NA	NA	NA	NA	NA	1,051	
Dec-51	3,008		NA	NA	NA	NA	NA	NA	1,252	
Jan-52	2,731		NA	NA	NA	NA	NA	NA	1,375	
Feb-52	16,339		NA	NA	NA	NA	NA	NA	6,203	
Mar-52	15,652		NA	NA	NA	NA	NA	NA	2,062	
Apr-52	80,071		NA	NA	NA	NA	NA	NA	35,688	
May-52	29,800		NA	NA	NA	NA	NA	NA	12,583	
Jun-52	7,312		NA	NA	NA	NA	NA	NA	2,709	
Jul-52	1,798		NA	NA	NA	NA	NA	NA	1,688	
Aug-52	773		NA	NA	NA	NA	NA	NA	1,074	
Sep-52	586		NA	NA	NA	NA	NA	NA	642	
Oct-52	533		NA	NA	NA	NA	NA	NA	469	
Nov-52	1,271		NA	NA	NA	NA	NA	NA	1,135	
Dec-52	6,476		NA	NA	NA	NA	NA	NA	3,302	
Jan-53	12,761		NA	NA	NA	NA	NA	NA	1,811	
Feb-53	26,899		NA	NA	NA	NA	NA	NA	4,671	
Mar-53	13,068		NA	NA	NA	NA	NA	NA	1,504	
Apr-53	23,047		NA	NA	NA	NA	NA	NA	10,252	
May-53	173,951		NA	NA	NA	NA	NA	NA	83,109	
Jun-53	3,421		NA	NA	NA	NA	NA	NA	1,853	
Jul-53	2,823		NA	NA	NA	NA	NA	NA	1,430	
Aug-53	2,007		NA	NA	NA	NA	NA	NA	1,633	
Sep-53	5,495		NA	NA	NA	NA	NA	NA	1,598	
Oct-53	1,829		NA	NA	NA	NA	NA	NA	2,247	
Nov-53	8,263		NA	NA	NA	NA	NA	NA	3,332	
Dec-53	55,770		NA	NA	NA	NA	NA	NA	15,621	
Jan-54	18,003		NA	NA	NA	NA	NA	NA	8,280	
Feb-54	7,669		NA	NA	NA	NA	NA	NA	3,474	
Mar-54	3,861		NA	NA	NA	NA	NA	NA	1,614	
Apr-54	4,087		NA	NA	NA	NA	NA	NA	1,681	
May-54	11,257		NA	NA	NA	NA	NA	NA	1,289	
Jun-54	1,093		NA	NA	NA	NA	NA	NA	760	
Jul-54	2,449		NA	NA	NA	NA	NA	NA	2,695	
Aug-54	2,566		NA	NA	NA	NA	NA	NA	927	
Sep-54	517		NA	NA	NA	NA	NA	NA	352	
Oct-54	6,819		NA	NA	NA	NA	NA	NA	3,204	
Nov-54	12,890		NA	NA	NA	NA	NA	NA	1,681	
Dec-54	4,616		NA	NA	NA	NA	NA	NA	2,179	
Jan-55	14,921		NA	NA	NA	NA	NA	NA	3,726	
Feb-55	80,211		NA	NA	NA	NA	NA	NA	21,015	
Mar-55	4,953		NA	NA	NA	NA	NA	NA	1,903	
Apr-55	18,260		NA	NA	NA	NA	NA	NA	2,447	
May-55	4,033		NA	NA	NA	NA	NA	NA	1,393	
Jun-55	1,723		NA	NA	NA	NA	NA	NA	713	
Jul-55	1,332		NA	NA	NA	NA	NA	NA	594	

(1) Date	(12)	(13)	(14)	(15)	(16)	(17)	(18)	(19)
	Precip	Evap	Naturalized H-10' AF	Adjusted H-10' AF	Naturalized C-4'	Adjusted C-4'	Regression Application C-4'	FINAL Application C-4'
Jan-50			83,538	83,538		41,360	40,924	40,924
Feb-50			99,900	99,900		49,461	48,761	48,761
Mar-50			25,595	25,595		12,672	13,169	13,169
Apr-50			35,818	35,818		17,734	18,066	18,066
May-50			55,058	55,058		27,259	27,282	27,282
Jun-50			174,042	174,042		86,169	84,275	84,275
Jul-50			4,941	4,941		2,446	3,276	3,276
Aug-50			1,651	1,651		817	1,700	817
Sep-50			4,247	4,247		2,103	2,943	2,943
Oct-50			2,639	2,639		1,307	2,173	2,173
Nov-50			1,729	1,729		856	1,737	856
Dec-50			2,136	2,136		1,058	1,932	1,932
Jan-51			3,493	3,493		1,729	2,582	2,582
Feb-51			6,858	6,858		3,395	4,194	4,194
Mar-51			12,638	12,638		6,257	6,963	6,963
Apr-51			6,932	6,932		3,432	4,229	4,229
May-51			2,148	2,148		1,064	1,938	1,938
Jun-51			1,372	1,372		679	1,566	679
Jul-51			939	939		465	1,359	465
Aug-51			718	718		356	1,253	356
Sep-51			1,253	1,253		621	1,509	621
Oct-51			970	970		480	1,374	480
Nov-51			1,206	1,206		597	1,487	597
Dec-51			3,008	3,008		1,489	2,350	2,350
Jan-52			2,731	2,731		1,352	2,217	2,217
Feb-52			16,339	16,339		8,089	8,735	8,735
Mar-52			15,652	15,652		7,749	8,406	8,406
Apr-52			80,071	80,071		39,644	39,263	39,263
May-52			29,800	29,800		14,754	15,183	15,183
Jun-52			7,312	7,312		3,620	4,412	4,412
Jul-52			1,798	1,798		890	1,770	1,770
Aug-52			773	773		383	1,279	383
Sep-52			586	586		290	1,190	290
Oct-52			533	533		264	1,164	264
Nov-52			1,271	1,271		629	1,518	629
Dec-52			6,476	6,476		3,206	4,011	4,011
Jan-53			12,761	12,761		6,318	7,021	7,021
Feb-53			26,899	26,899		13,318	13,794	13,794
Mar-53			13,068	13,068		6,470	7,168	7,168
Apr-53			23,047	23,047		11,411	11,949	11,949
May-53			173,951	173,951		86,124	84,231	84,231
Jun-53			3,421	3,421		1,694	2,548	2,548
Jul-53			2,823	2,823		1,398	2,261	2,261
Aug-53			2,007	2,007		994	1,870	1,870
Sep-53			5,495	5,495		2,720	3,541	3,541
Oct-53			1,829	1,829		906	1,785	1,785
Nov-53			8,263	8,263		4,091	4,867	4,867
Dec-53			55,770	55,770		27,612	27,623	27,623
Jan-54			18,003	18,003		8,913	9,532	9,532
Feb-54			7,669	7,669		3,797	4,582	4,582
Mar-54			3,861	3,861		1,911	2,758	2,758
Apr-54			4,087	4,087		2,023	2,867	2,867
May-54			11,257	11,257		5,573	6,301	6,301
Jun-54			1,093	1,093		541	1,433	541
Jul-54			2,449	2,449		1,213	2,082	2,082
Aug-54			2,566	2,566		1,270	2,138	2,138
Sep-54			517	517		256	1,157	256
Oct-54			6,819	6,819		3,376	4,175	4,175
Nov-54			12,890	12,890		6,382	7,083	7,083
Dec-54			4,616	4,616		2,285	3,120	3,120
Jan-55			14,921	14,921		7,388	8,056	8,056
Feb-55			80,211	80,211		39,713	39,330	39,330
Mar-55			4,953	4,953		2,452	3,282	3,282
Apr-55			18,260	18,260		9,040	9,655	9,655
May-55			4,033	4,033		1,997	2,841	2,841
Jun-55			1,723	1,723		853	1,734	853
Jul-55			1,332	1,332		659	1,547	659

(1) Date	(2) Flow at H-10 AF	(3) C-4 AF	Lake Conroe Data						(10) H-16 (CFS)	(11) DelStor
			(4) Storage AF	(5) Diversions AF	(6) Precip. 21.17	(7) Evap. 178.71	(8) Elev. 1.013878	(9) Area		
Aug-55	2,738		NA	NA	NA	NA	NA	NA	749	
Sep-55	1,087		NA	NA	NA	NA	NA	NA	933	
Oct-55	859		NA	NA	NA	NA	NA	NA	395	
Nov-55	754		NA	NA	NA	NA	NA	NA	349	
Dec-55	1,320		NA	NA	NA	NA	NA	NA	611	
Jan-56	2,713		NA	NA	NA	NA	NA	NA	1,479	
Feb-56	14,991		NA	NA	NA	NA	NA	NA	3,149	
Mar-56	6,113		NA	NA	NA	NA	NA	NA	902	
Apr-56	16,056		NA	NA	NA	NA	NA	NA	980	
May-56	2,240		NA	NA	NA	NA	NA	NA	559	
Jun-56	1,978		NA	NA	NA	NA	NA	NA	486	
Jul-56	780		NA	NA	NA	NA	NA	NA	343	
Aug-56	488		NA	NA	NA	NA	NA	NA	174	
Sep-56	488		NA	NA	NA	NA	NA	NA	229	
Oct-56	500		NA	NA	NA	NA	NA	NA	188	
Nov-56	772		NA	NA	NA	NA	NA	NA	211	
Dec-56	2,050		NA	NA	NA	NA	NA	NA	545	
Jan-57	1,344		NA	NA	NA	NA	NA	NA	277	
Feb-57	3,216		NA	NA	NA	NA	NA	NA	733	
Mar-57	19,065		NA	NA	NA	NA	NA	NA	4,640	
Apr-57	99,257		NA	NA	NA	NA	NA	NA	8,049	
May-57	77,462		NA	NA	NA	NA	NA	NA	24,411	
Jun-57	19,014		NA	NA	NA	NA	NA	NA	5,940	
Jul-57	1,577		NA	NA	NA	NA	NA	NA	755	
Aug-57	608		NA	NA	NA	NA	NA	NA	451	
Sep-57	1,538		NA	NA	NA	NA	NA	NA	1,277	
Oct-57	53,450		NA	NA	NA	NA	NA	NA	22,422	
Nov-57	138,818		NA	NA	NA	NA	NA	NA	30,829	
Dec-57	36,300		NA	NA	NA	NA	NA	NA	7,378	
Jan-58	111,712		NA	NA	NA	NA	NA	NA	57,630	
Feb-58	52,461		NA	NA	NA	NA	NA	NA	22,726	
Mar-58	11,196		NA	NA	NA	NA	NA	NA	4,327	
Apr-58	18,699		NA	NA	NA	NA	NA	NA	2,715	
May-58	61,018		NA	NA	NA	NA	NA	NA	13,768	
Jun-58	1,461		NA	NA	NA	NA	NA	NA	802	
Jul-58	829		NA	NA	NA	NA	NA	NA	481	
Aug-58	554		NA	NA	NA	NA	NA	NA	353	
Sep-58	9,272		NA	NA	NA	NA	NA	NA	2,180	
Oct-58	13,375		NA	NA	NA	NA	NA	NA	1,504	
Nov-58	3,903		NA	NA	NA	NA	NA	NA	814	
Dec-58	2,866		NA	NA	NA	NA	NA	NA	712	
Jan-59	5,107		NA	NA	NA	NA	NA	NA	878	
Feb-59	38,288		NA	NA	NA	NA	NA	NA	7,423	
Mar-59	8,741		NA	NA	NA	NA	NA	NA	1,762	
Apr-59	209,563		NA	NA	NA	NA	NA	NA	71,042	
May-59	29,561		NA	NA	NA	NA	NA	NA	29,462	
Jun-59	11,518		NA	NA	NA	NA	NA	NA	7,009	
Jul-59	3,486		NA	NA	NA	NA	NA	NA	3,511	
Aug-59	3,640		NA	NA	NA	NA	NA	NA	2,283	
Sep-59	1,669		NA	NA	NA	NA	NA	NA	933	
Oct-59	9,655		NA	NA	NA	NA	NA	NA	2,645	
Nov-59	16,210		NA	NA	NA	NA	NA	NA	4,271	
Dec-59	45,495		NA	NA	NA	NA	NA	NA	13,276	
Jan-60	42,186		NA	NA	NA	NA	NA	NA	20,820	
Feb-60	64,717		NA	NA	NA	NA	NA	NA	30,815	
Mar-60	15,038		NA	NA	NA	NA	NA	NA	5,494	
Apr-60	9,926		NA	NA	NA	NA	NA	NA	4,633	
May-60	30,015		NA	NA	NA	NA	NA	NA	13,547	
Jun-60	121,532		NA	NA	NA	NA	NA	NA	66,825	
Jul-60	59,993		NA	NA	NA	NA	NA	NA	17,659	
Aug-60	39,320		NA	NA	NA	NA	NA	NA	15,314	
Sep-60	7,568		NA	NA	NA	NA	NA	NA	5,839	
Oct-60	76,602		NA	NA	NA	NA	NA	NA	27,081	
Nov-60	140,125		NA	NA	NA	NA	NA	NA	53,816	
Dec-60	115,701		NA	NA	NA	NA	NA	NA	50,055	
Jan-61	156,765		NA	NA	NA	NA	NA	NA	64,449	
Feb-61	145,990		NA	NA	NA	NA	NA	NA	83,455	
Mar-61	16,499		NA	NA	NA	NA	NA	NA	6,746	
Apr-61	20,101		NA	NA	NA	NA	NA	NA	6,178	
May-61	4,628		NA	NA	NA	NA	NA	NA	2,216	

(1) Date	(12)	(13)	(14) Naturalized H-10' AF	(15) Adjusted H-10' AF	(16) Naturalized C-4'	(17) Adjusted C-4'	(18) Regression Application C-4'	(19) FINAL Application C-4'
	Precip	Evap						
Aug-55			2,738	2,738		1,355	2,220	2,220
Sep-55			1,087	1,087		538	1,430	538
Oct-55			859	859		425	1,321	425
Nov-55			754	754		373	1,270	373
Dec-55			1,320	1,320		653	1,541	653
Jan-56			2,713	2,713		1,343	2,209	2,209
Feb-56			14,991	14,991		7,422	8,089	8,089
Mar-56			6,113	6,113		3,027	3,837	3,837
Apr-56			16,056	16,056		7,949	8,600	8,600
May-56			2,240	2,240		1,109	1,982	1,982
Jun-56			1,978	1,978		979	1,856	1,856
Jul-56			780	780		386	1,282	386
Aug-56			488	488		242	1,143	242
Sep-56			488	488		242	1,143	242
Oct-56			500	500		247	1,148	247
Nov-56			772	772		382	1,279	382
Dec-56			2,050	2,050		1,015	1,891	1,891
Jan-57			1,344	1,344		666	1,553	666
Feb-57			3,216	3,216		1,592	2,450	2,450
Mar-57			19,065	19,065		9,439	10,041	10,041
Apr-57			99,257	99,257		49,143	48,453	48,453
May-57			77,462	77,462		38,351	38,013	38,013
Jun-57			19,014	19,014		9,414	10,017	10,017
Jul-57			1,577	1,577		781	1,665	781
Aug-57			608	608		301	1,200	301
Sep-57			1,538	1,538		762	1,646	762
Oct-57			53,450	53,450		26,463	26,511	26,511
Nov-57			138,818	138,818		68,729	67,403	67,403
Dec-57			36,300	36,300		17,972	18,297	18,297
Jan-58			111,712	111,712		55,309	54,419	54,419
Feb-58			52,461	52,461		25,974	26,038	26,038
Mar-58			11,196	11,196		5,543	6,272	6,272
Apr-58			18,699	18,699		9,258	9,866	9,866
May-58			61,018	61,018		30,210	30,137	30,137
Jun-58			1,461	1,461		723	1,609	723
Jul-58			829	829		410	1,306	410
Aug-58			554	554		274	1,174	274
Sep-58			9,272	9,272		4,591	5,350	5,350
Oct-58			13,375	13,375		6,622	7,315	7,315
Nov-58			3,903	3,903		1,932	2,778	2,778
Dec-58			2,866	2,866		1,419	2,282	2,282
Jan-59			5,107	5,107		2,528	3,355	3,355
Feb-59			38,288	38,288		18,956	19,249	19,249
Mar-59			8,741	8,741		4,327	5,096	5,096
Apr-59			209,563	209,563		103,755	101,290	101,290
May-59			29,561	29,561		14,636	15,069	15,069
Jun-59			11,518	11,518		5,702	6,426	6,426
Jul-59			3,486	3,486		1,726	2,579	2,579
Aug-59			3,640	3,640		1,802	2,652	2,652
Sep-59			1,669	1,669		826	1,709	826
Oct-59			9,655	9,655		4,780	5,534	5,534
Nov-59			16,210	16,210		8,026	8,674	8,674
Dec-59			45,495	45,495		22,525	22,701	22,701
Jan-60			42,186	42,186		20,887	21,116	21,116
Feb-60			64,717	64,717		32,041	31,908	31,908
Mar-60			15,038	15,038		7,445	8,112	8,112
Apr-60			9,926	9,926		4,914	5,663	5,663
May-60			30,015	30,015		14,860	15,286	15,286
Jun-60			121,532	121,532		60,171	59,123	59,123
Jul-60			59,993	59,993		29,703	29,646	29,646
Aug-60			39,320	39,320		19,467	19,743	19,743
Sep-60			7,568	7,568		3,747	4,534	4,534
Oct-60			76,602	76,602		37,926	37,601	37,601
Nov-60			140,125	140,125		69,376	68,029	68,029
Dec-60			115,701	115,701		57,284	56,330	56,330
Jan-61			156,765	156,765		77,615	75,999	75,999
Feb-61			145,990	145,990		72,280	70,838	70,838
Mar-61			16,499	16,499		8,169	8,812	8,812
Apr-61			20,101	20,101		9,952	10,537	10,537
May-61			4,628	4,628		2,291	3,126	3,126

(1) Date	(2) Flow at H-10 AF	(3) C-4 AF	Lake Conroe Data						(10) H-16 (CFS)	(11) DelStor
			(4) Storage AF	(5) Diversions AF	(6) Precip. 21.17	(7) Evap. 178.71	(8) Elev. 1.013878	(9) Area		
			Jun-61	18,563		NA	NA	NA		
Jul-61	52,247		NA	NA	NA	NA	NA	NA	25,663	
Aug-61	3,229		NA	NA	NA	NA	NA	NA	1,891	
Sep-61	92,664		NA	NA	NA	NA	NA	NA	62,251	
Oct-61	3,425		NA	NA	NA	NA	NA	NA	2,228	
Nov-61	7,128		NA	NA	NA	NA	NA	NA	3,142	
Dec-61	17,002		NA	NA	NA	NA	NA	NA	3,161	
Jan-62	29,524		NA	NA	NA	NA	NA	NA	4,112	
Feb-62	14,823		NA	NA	NA	NA	NA	NA	3,032	
Mar-62	8,593		NA	NA	NA	NA	NA	NA	2,725	
Apr-62	11,999		NA	NA	NA	NA	NA	NA	3,469	
May-62	9,514		NA	NA	NA	NA	NA	NA	1,952	
Jun-62	5,536		NA	NA	NA	NA	NA	NA	2,222	
Jul-62	1,768		NA	NA	NA	NA	NA	NA	1,381	
Aug-62	1,123		NA	NA	NA	NA	NA	NA	543	
Sep-62	2,833		NA	NA	NA	NA	NA	NA	909	
Oct-62	1,713		NA	NA	NA	NA	NA	NA	958	
Nov-62	5,370		NA	NA	NA	NA	NA	NA	5,328	
Dec-62	58,741		NA	NA	NA	NA	NA	NA	10,005	
Jan-63	40,634		NA	NA	NA	NA	NA	NA	7,979	
Feb-63	30,093		NA	NA	NA	NA	NA	NA	13,201	
Mar-63	10,680		NA	NA	NA	NA	NA	NA	4,266	
Apr-63	19,543		NA	NA	NA	NA	NA	NA	2,103	
May-63	4,726		NA	NA	NA	NA	NA	NA	2,578	
Jun-63	1,824		NA	NA	NA	NA	NA	NA	1,218	
Jul-63	4,837		NA	NA	NA	NA	NA	NA	1,393	
Aug-63	1,424		NA	NA	NA	NA	NA	NA	465	
Sep-63	885		NA	NA	NA	NA	NA	NA	338	
Oct-63	822		NA	NA	NA	NA	NA	NA	355	
Nov-63	4,122		NA	NA	NA	NA	NA	NA	376	
Dec-63	13,626		NA	NA	NA	NA	NA	NA	1,111	
Jan-64	17,616		NA	NA	NA	NA	NA	NA	1,129	
Feb-64	25,059		NA	NA	NA	NA	NA	NA	3,345	
Mar-64	48,490		NA	NA	NA	NA	NA	NA	10,496	
Apr-64	35,878		NA	NA	NA	NA	NA	NA	9,504	
May-64	12,767		NA	NA	NA	NA	NA	NA	4,321	
Jun-64	12,058		NA	NA	NA	NA	NA	NA	2,810	
Jul-64	1,485		NA	NA	NA	NA	NA	NA	570	
Aug-64	1,099		NA	NA	NA	NA	NA	NA	528	
Sep-64	3,018		NA	NA	NA	NA	NA	NA	737	
Oct-64	3,953		NA	NA	NA	NA	NA	NA	694	
Nov-64	26,552		NA	NA	NA	NA	NA	NA	2,281	
Dec-64	17,248		NA	NA	NA	NA	NA	NA	3,069	
Jan-65	69,605		NA	NA	NA	NA	NA	NA	3,517	
Feb-65	103,368		NA	NA	NA	NA	NA	NA	16,221	
Mar-65	14,731		NA	NA	NA	NA	NA	NA	3,308	
Apr-65	10,989		NA	NA	NA	NA	NA	NA	1,877	
May-65	15,406		NA	NA	NA	NA	NA	NA	6,690	
Jun-65	17,701		NA	NA	NA	NA	NA	NA	6,059	
Jul-65	1,283		NA	NA	NA	NA	NA	NA	878	
Aug-65	933		NA	NA	NA	NA	NA	NA	524	
Sep-65	374		NA	NA	NA	NA	NA	NA	921	
Oct-65	1,657		NA	NA	NA	NA	NA	NA	560	
Nov-65	3,564		NA	NA	NA	NA	NA	NA	2,245	
Dec-65	35,846		NA	NA	NA	NA	NA	NA	8,102	
Jan-66	27,437		NA	NA	NA	NA	NA	NA	10,005	
Feb-66	65,947		NA	NA	NA	NA	NA	NA	27,912	
Mar-66	19,826		NA	NA	NA	NA	NA	NA	5,463	
Apr-66	79,358		NA	NA	NA	NA	NA	NA	8,435	
May-66	69,053		NA	NA	NA	NA	NA	NA	37,074	
Jun-66	3,202		NA	NA	NA	NA	NA	NA	3,041	
Jul-66	1,228		NA	NA	NA	NA	NA	NA	810	
Aug-66	1,492		NA	NA	NA	NA	NA	NA	1,743	
Sep-66	3,154		NA	NA	NA	NA	NA	NA	1,479	
Oct-66	3,247		NA	NA	NA	NA	NA	NA	5,942	
Nov-66	1,509		NA	NA	NA	NA	NA	NA	950	
Dec-66	2,302		NA	NA	NA	NA	NA	NA	1,178	
Jan-67	2,965		NA	NA	NA	NA	NA	NA	1,436	
Feb-67	2,981		NA	NA	NA	NA	NA	NA	962	
Mar-67	2,854		NA	NA	NA	NA	NA	NA	976	

(1) Date	(12)	(13)	(14)	(15)	(16)	(17)	(18)	(19)
	Precip	Evap	Naturalized H-10' AF	Adjusted H-10' AF	Naturalized C-4'	Adjusted C-4'	Regression Application C-4'	FINAL Application C-4'
Jun-61			18,563	18,563		9,190	9,800	9,800
Jul-61			52,247	52,247		25,867	25,935	25,935
Aug-61			3,229	3,229		1,598	2,455	2,455
Sep-61			92,664	92,664		45,878	45,295	45,295
Oct-61			3,425	3,425		1,696	2,550	2,550
Nov-61			7,128	7,128		3,529	4,323	4,323
Dec-61			17,002	17,002		8,418	9,053	9,053
Jan-62			29,524	29,524		14,617	15,051	15,051
Feb-62			14,823	14,823		7,339	8,009	8,009
Mar-62			8,593	8,593		4,255	5,025	5,025
Apr-62			11,999	11,999		5,941	6,656	6,656
May-62			9,514	9,514		4,710	5,466	5,466
Jun-62			5,536	5,536		2,741	3,561	3,561
Jul-62			1,768	1,768		875	1,756	1,756
Aug-62			1,123	1,123		556	1,447	556
Sep-62			2,833	2,833		1,403	2,266	2,266
Oct-62			1,713	1,713		848	1,729	848
Nov-62			5,370	5,370		2,659	3,481	3,481
Dec-62			58,741	58,741		29,083	29,046	29,046
Jan-63			40,634	40,634		20,118	20,372	20,372
Feb-63			30,093	30,093		14,899	15,324	15,324
Mar-63			10,680	10,680		5,288	6,025	6,025
Apr-63			19,543	19,543		9,676	10,270	10,270
May-63			4,726	4,726		2,340	3,173	3,173
Jun-63			1,824	1,824		903	1,782	1,782
Jul-63			4,837	4,837		2,395	3,226	3,226
Aug-63			1,424	1,424		705	1,591	705
Sep-63			885	885		438	1,333	438
Oct-63			822	822		407	1,303	407
Nov-63			4,122	4,122		2,041	2,884	2,884
Dec-63			13,626	13,626		6,746	7,436	7,436
Jan-64			17,616	17,616		8,722	9,347	9,347
Feb-64			25,059	25,059		12,407	12,912	12,912
Mar-64			48,490	48,490		24,008	24,136	24,136
Apr-64			35,878	35,878		17,763	18,094	18,094
May-64			12,767	12,767		6,321	7,024	7,024
Jun-64			12,058	12,058		5,970	6,685	6,685
Jul-64			1,485	1,485		735	1,621	735
Aug-64			1,099	1,099		544	1,435	544
Sep-64			3,018	3,018		1,494	2,354	2,354
Oct-64			3,953	3,953		1,957	2,802	2,802
Nov-64			26,552	26,552		13,146	13,627	13,627
Dec-64			17,248	17,248		8,539	9,171	9,171
Jan-65			69,605	69,605		34,462	34,250	34,250
Feb-65			103,368	103,368		51,178	50,422	50,422
Mar-65			14,731	14,731		7,293	7,965	7,965
Apr-65			10,989	10,989		5,441	6,173	6,173
May-65			15,406	15,406		7,628	8,289	8,289
Jun-65			17,701	17,701		8,764	9,388	9,388
Jul-65			1,283	1,283		635	1,523	635
Aug-65			933	933		462	1,356	462
Sep-65			374	374		185	1,088	185
Oct-65			1,657	1,657		821	1,703	821
Nov-65			3,564	3,564		1,765	2,616	2,616
Dec-65			35,846	35,846		17,747	18,079	18,079
Jan-66			27,437	27,437		13,584	14,051	14,051
Feb-66			65,947	65,947		32,651	32,498	32,498
Mar-66			19,826	19,826		9,816	10,406	10,406
Apr-66			79,358	79,358		39,291	38,922	38,922
May-66			69,053	69,053		34,188	33,985	33,985
Jun-66			3,202	3,202		1,585	2,443	2,443
Jul-66			1,228	1,228		608	1,497	608
Aug-66			1,492	1,492		738	1,623	738
Sep-66			3,154	3,154		1,562	2,420	2,420
Oct-66			3,247	3,247		1,608	2,464	2,464
Nov-66			1,509	1,509		747	1,632	747
Dec-66			2,302	2,302		1,140	2,012	2,012
Jan-67			2,965	2,965		1,468	2,329	2,329
Feb-67			2,981	2,981		1,476	2,337	2,337
Mar-67			2,854	2,854		1,413	2,276	2,276

(1) Date	(2) Flow at H-10 AF	(3) C-4 AF	Lake Conroe Data						(10) H-16 (CFS)	(11) DelStor
			(4) Storage AF	(5) Diversions AF	(6) Precip. 21.17	(7) Evap. 178.71	(8) Elev. 1.013878	(9) Area		
Apr-67	11,524		NA	NA	NA	NA	NA	NA	1,740	
May-67	3,689		NA	NA	NA	NA	NA	NA	1,142	
Jun-67	8,910		NA	NA	NA	NA	NA	NA	879	
Jul-67	816		NA	NA	NA	NA	NA	NA	500	
Aug-67	945		NA	NA	NA	NA	NA	NA	449	
Sep-67	13,721		NA	NA	NA	NA	NA	NA	4,829	
Oct-67	1,455		NA	NA	NA	NA	NA	NA	1,185	
Nov-67	1,503		NA	NA	NA	NA	NA	NA	796	
Dec-67	7,611		NA	NA	NA	NA	NA	NA	1,602	
Jan-68	81,758		NA	NA	NA	NA	NA	NA	20,562	
Feb-68	5,526		NA	NA	NA	NA	NA	NA	1,812	
Mar-68	19,580		NA	NA	NA	NA	NA	NA	4,303	
Apr-68	64,924		NA	NA	NA	NA	NA	NA	5,875	
May-68	111,957		NA	NA	NA	NA	NA	NA	93,175	
Jun-68	183,308		NA	NA	NA	NA	NA	NA	62,667	
Jul-68	12,767		NA	NA	NA	NA	NA	NA	6,445	
Aug-68	1,651		NA	NA	NA	NA	NA	NA	1,713	
Sep-68	3,528		NA	NA	NA	NA	NA	NA	6,059	
Oct-68	16,266		NA	NA	NA	NA	NA	NA	6,445	
Nov-68	16,632		NA	NA	NA	NA	NA	NA	4,651	
Dec-68	86,853		NA	NA	NA	NA	NA	NA	20,317	
Jan-69	8,777		NA	NA	NA	NA	NA	NA	3,849	
Feb-69	93,132		NA	NA	NA	NA	NA	NA	54,984	
Mar-69	104,223		NA	NA	NA	NA	NA	NA	29,462	
Apr-69	71,280		NA	NA	NA	NA	NA	NA	9,623	
May-69	90,781		NA	NA	NA	NA	NA	NA	15,836	
Jun-69	3,166		NA	NA	NA	NA	NA	NA	1,372	
Jul-69	1,136		NA	NA	NA	NA	NA	NA	773	
Aug-69	657		NA	NA	NA	NA	NA	NA	497	
Sep-69	1,818		NA	NA	NA	NA	NA	NA	766	
Oct-69	841		NA	NA	NA	NA	NA	NA	491	
Nov-69	1,271		NA	NA	NA	NA	NA	NA	1,675	
Dec-69	2,234		NA	NA	NA	NA	NA	NA	1,823	
Jan-70	3,216		NA	NA	NA	NA	NA	NA	1,541	
Feb-70	3,362		NA	NA	NA	NA	NA	NA	1,801	
Mar-70	37,074		NA	NA	NA	NA	NA	NA	10,557	
Apr-70	25,661		NA	NA	NA	NA	NA	NA	7,247	
May-70	5,101		NA	NA	NA	NA	NA	NA	7,979	
Jun-70	2,281		NA	NA	NA	NA	NA	NA	3,623	
Jul-70	890		NA	NA	NA	NA	NA	NA	718	
Aug-70	681		NA	NA	NA	NA	NA	NA	373	
Sep-70	1,402		NA	NA	NA	NA	NA	NA	1,135	
Oct-70	6,353		NA	NA	NA	NA	NA	NA	12,687	
Nov-70	1,550		NA	NA	NA	NA	NA	NA	1,533	
Dec-70	1,418		NA	NA	NA	NA	NA	NA	1,074	
Jan-71	1,209		NA	NA	NA	NA	NA	NA	939	
Feb-71	1,259		NA	NA	NA	NA	NA	NA	956	
Mar-71	1,252		NA	NA	NA	NA	NA	NA	712	
Apr-71	2,192		NA	NA	NA	NA	NA	NA	784	
May-71	14,357		NA	NA	NA	NA	NA	NA	1,240	
Jun-71	1,990		NA	NA	NA	NA	NA	NA	390	
Jul-71	687		NA	NA	NA	NA	NA	NA	366	
Aug-71	982		NA	NA	NA	NA	NA	NA	1,301	
Sep-71	1,164		NA	NA	NA	NA	NA	NA	554	
Oct-71	1,166		NA	NA	NA	NA	NA	NA	607	
Nov-71	618		NA	NA	NA	NA	NA	NA	403	
Dec-71	7,673		NA	NA	NA	NA	NA	NA	4,855	
Jan-72	8,532		NA	NA	NA	1.68	NA	NA	1,921	
Feb-72	7,160		NA	NA	NA	4.79	NA	NA	1,740	
Mar-72	6,690		NA	NA	NA	4.79	NA	NA	5,438	
Apr-72	8,078		NA	NA	NA	5.76	NA	NA	8,138	
May-72	65,738		NA	NA	NA	6.83	NA	NA	70,955	
Jun-72	3,802		NA	NA	NA	8.99	NA	NA	3,784	
Jul-72	1,271		NA	NA	NA	8.35	NA	NA	853	
Aug-72	1,037		NA	NA	NA	6.19	NA	NA	835	
Sep-72	1,081		NA	NA	NA	5.52	NA	NA	849	
Oct-72	1,510		NA	NA	NA	4.91	NA	NA	2,130	
Nov-72	14,494		NA	NA	NA	3.26	NA	NA	16,751	
Dec-72	15,222		NA	NA	NA	2.83	NA	NA	2,946	
Jan-73	32,225		41210	NA	3.36	1.68	165	3,470	20,624	41,210

(1) Date	(12)	(13)	(14)	(15)	(16)	(17)	(18)	(19)
	Precip	Evap	Naturalized H-10' AF	Adjusted H-10' AF	Naturalized C-4'	Adjusted C-4'	Regression Application C-4'	FINAL Application C-4'
Apr-67			11,524	11,524		5,705	6,429	6,429
May-67			3,689	3,689		1,826	2,676	2,676
Jun-67			8,910	8,910		4,411	5,177	5,177
Jul-67			816	816		404	1,300	404
Aug-67			945	945		468	1,362	468
Sep-67			13,721	13,721		6,794	7,482	7,482
Oct-67			1,455	1,455		720	1,606	720
Nov-67			1,503	1,503		744	1,629	744
Dec-67			7,611	7,611		3,768	4,555	4,555
Jan-68			81,758	81,758		40,479	40,071	40,071
Feb-68			5,526	5,526		2,736	3,556	3,556
Mar-68			19,580	19,580		9,694	10,288	10,288
Apr-68			64,924	64,924		32,144	32,008	32,008
May-68			111,957	111,957		55,430	54,536	54,536
Jun-68			183,308	183,308		90,757	88,714	88,714
Jul-68			12,767	12,767		6,321	7,024	7,024
Aug-68			1,651	1,651		817	1,700	817
Sep-68			3,528	3,528		1,747	2,599	2,599
Oct-68			16,266	16,266		8,053	8,700	8,700
Nov-68			16,632	16,632		8,235	8,876	8,876
Dec-68			86,853	86,853		43,001	42,511	42,511
Jan-69			8,777	8,777		4,346	5,113	5,113
Feb-69			93,132	93,132		46,110	45,519	45,519
Mar-69			104,223	104,223		51,601	50,832	50,832
Apr-69			71,280	71,280		35,291	35,052	35,052
May-69			90,781	90,781		44,946	44,393	44,393
Jun-69			3,166	3,166		1,568	2,426	2,426
Jul-69			1,136	1,136		562	1,453	562
Aug-69			657	657		325	1,224	325
Sep-69			1,818	1,818		900	1,780	1,780
Oct-69			841	841		416	1,312	416
Nov-69			1,271	1,271		629	1,518	629
Dec-69			2,234	2,234		1,106	1,979	1,979
Jan-70			3,216	3,216		1,592	2,450	2,450
Feb-70			3,362	3,362		1,664	2,519	2,519
Mar-70			37,074	37,074		18,355	18,667	18,667
Apr-70			25,661	25,661		12,705	13,201	13,201
May-70			5,101	5,101		2,525	3,352	3,352
Jun-70			2,281	2,281		1,129	2,002	2,002
Jul-70			890	890		441	1,335	441
Aug-70			681	681		337	1,235	337
Sep-70			1,402	1,402		694	1,580	694
Oct-70			6,353	6,353		3,145	3,952	3,952
Nov-70			1,550	1,550		768	1,652	768
Dec-70			1,418	1,418		702	1,588	702
Jan-71			1,209	1,209		599	1,488	599
Feb-71			1,259	1,259		623	1,512	623
Mar-71			1,252	1,252		620	1,509	620
Apr-71			2,192	2,192		1,085	1,959	1,959
May-71			14,357	14,357		7,108	7,786	7,786
Jun-71			1,990	1,990		985	1,862	1,862
Jul-71			687	687		340	1,238	340
Aug-71			982	982		486	1,379	486
Sep-71			1,164	1,164		576	1,467	576
Oct-71			1,166	1,166		577	1,468	577
Nov-71			618	618		306	1,205	306
Dec-71			7,673	7,673		3,799	4,584	4,584
Jan-72			8,532	8,532		4,224	4,996	4,996
Feb-72			7,160	7,160		3,545	4,338	4,338
Mar-72			6,690	6,690		3,312	4,114	4,114
Apr-72			8,078	8,078		4,000	4,779	4,779
May-72			65,738	65,738		32,547	32,397	32,397
Jun-72			3,802	3,802		1,882	2,730	2,730
Jul-72			1,271	1,271		629	1,518	629
Aug-72			1,037	1,037		514	1,406	514
Sep-72			1,081	1,081		535	1,427	535
Oct-72			1,510	1,510		748	1,632	748
Nov-72	8300.849		14,494	14,494		7,176	7,851	7,851
Dec-72	19199.37		15,222	15,222		7,537	8,200	8,200
Jan-73	1972	339	72,802	72,802	40,578	40,578	35,781	40,578

(1) Date	(12)	(13)	(14)	(15)	(16)	(17)	(18)	(19)
	Precip	Evap	Naturalized H-10' AF	Adjusted H-10' AF	Naturalized C-4'	Adjusted C-4'	Regression Application C-4'	FINAL Application C-4'
Feb-73	(1,824)	1,721	47,915	47,915	21,737	21,737	23,860	21,737
Mar-73	(5,031)	2,776	135,230	135,230	74,096	74,096	65,684	74,096
Apr-73	(6,703)	4,424	149,922	149,922	80,721	80,721	72,722	80,721
May-73	(3,211)	5,642	47,450	47,450	27,931	27,931	23,637	27,931
Jun-73	(19,211)	9,344	178,787	178,787	81,133	81,133	86,548	81,133
Jul-73	(6,681)	8,641	5,859	5,859	(340)	2,901	3,716	3,716
Aug-73	(11,698)	6,381	(1,446)	5,371	(6,817)	2,659	3,482	3,482
Sep-73	(10,733)	5,913	40,575	40,575	14,380	14,380	20,345	14,380
Oct-73	(16,438)	6,007	154,324	154,324	65,569	65,569	74,830	65,569
Nov-73	(4,087)	3,732	42,195	42,195	1,120	1,120	21,121	1,120
Dec-73	(6,484)	3,307	55,946	55,946	7,824	7,824	27,707	7,824
Jan-74	(13,110)	2,102	180,417	180,417	32,491	32,491	87,329	32,491
Feb-74	(2,001)	5,585	28,413	28,413	15,704	15,704	14,519	15,704
Mar-74	(3,125)	5,627	14,921	14,921	7,003	7,003	8,056	7,003
Apr-74	(949)	6,832	14,134	14,134	10,784	10,784	7,679	10,784
May-74	(11,944)	8,120	4,912	4,912	(2,024)	2,432	3,262	3,262
Jun-74	(4,490)	10,545	1,789	1,789	(2,345)	886	1,766	1,766
Jul-74	(6,154)	9,671	(2,588)	1,295	(3,883)	641	1,529	641
Aug-74	(12,410)	7,264	5,487	5,487	2,854	2,854	3,537	2,854
Sep-74	(10,799)	6,737	107,728	107,728	19,638	19,638	52,511	19,638
Oct-74	(9,286)	5,985	21,540	21,540	(4,301)	10,664	11,226	11,226
Nov-74	(15,372)	3,979	112,359	112,359	55,516	55,516	54,729	55,516
Dec-74	(5,495)	3,439	35,831	35,831	14,325	14,325	18,072	14,325
Jan-75	(4,439)	2,960	47,763	47,763	25,827	25,827	23,788	25,827
Feb-75	(3,334)	3,593	63,683	63,683	36,818	36,818	31,413	36,818
Mar-75	(5,304)	4,364	20,141	20,141	9,813	9,813	10,556	9,813
Apr-75	(13,727)	6,404	81,480	81,480	37,403	37,403	39,938	37,403
May-75	(12,657)	7,892	99,625	99,625	64,627	64,627	48,629	64,627
Jun-75	(11,831)	9,139	37,452	37,452	20,523	20,523	18,848	20,523
Jul-75	(7,262)	8,977	18,079	18,079	3,192	3,192	9,569	3,192
Aug-75	(10,234)	7,998	9,178	9,178	(1,274)	4,544	5,305	5,305
Sep-75	(8,205)	7,497	2,455	2,455	(4,435)	1,215	2,085	2,085
Oct-75	(8,089)	5,766	19,915	19,915	6,619	6,619	10,448	6,619
Nov-75	(3,725)	5,324	4,826	4,826	(847)	2,390	3,221	3,221
Dec-75	(8,769)	3,162	17,366	17,366	4,914	4,914	9,227	4,914
Jan-76	(1,137)	3,734	14,840	14,840	7,691	7,691	8,017	7,691
Feb-76	(1,695)	5,256	13,345	13,345	7,002	7,002	7,301	7,002
Mar-76	(3,780)	5,265	10,134	10,134	5,235	5,235	5,763	5,235
Apr-76	(6,445)	6,161	18,723	18,723	9,270	9,270	9,877	9,270
May-76	(4,221)	8,136	52,854	52,854	32,563	32,563	26,226	32,563
Jun-76	(11,252)	9,558	66,573	66,573	37,638	37,638	32,797	37,638
Jul-76	(5,608)	7,380	13,746	13,746	6,770	6,770	7,493	6,770
Aug-76	(3,991)	9,543	(1,927)	1,921	(3,844)	951	1,829	1,829
Sep-76	(18,017)	8,992	14,802	14,802	7,560	7,560	7,999	7,560
Oct-76	(8,366)	5,057	20,955	20,955	9,884	9,884	10,947	9,884
Nov-76	(3,900)	3,022	23,939	23,939	7,377	7,377	12,376	7,377
Dec-76	(9,310)	2,203	120,181	120,181	55,252	55,252	58,476	55,252
Jan-77	(5,374)	2,353	43,152	43,152	19,395	19,395	21,579	19,395
Feb-77	(4,251)	5,225	75,048	75,048	43,660	43,660	36,857	43,660
Mar-77	(4,852)	5,270	22,471	22,471	12,888	12,888	11,673	12,888
Apr-77	(10,465)	8,228	116,744	116,744	50,283	50,283	56,829	50,283
May-77	(2,313)	8,869	11,884	11,884	3,845	3,845	6,601	3,845
Jun-77	(5,959)	9,942	8,195	8,195	2,509	2,509	4,834	2,509
Jul-77	(3,263)	11,300	1,459	1,459	(62)	723	1,608	723
Aug-77	(1,344)	8,423	(646)	2,375	(1,904)	1,176	2,047	2,047
Sep-77	(5,628)	8,206	2,332	2,332	801	801	2,026	801
Oct-77	(1,613)	5,911	(2,367)	1,552	(3,625)	768	1,652	768
Nov-77	(5,533)	3,877	2,972	2,972	1,036	1,036	2,333	1,036
Dec-77	(4,028)	3,452	15,073	15,073	9,224	9,224	8,129	9,224
Jan-78	(11,079)	1,608	51,457	51,457	26,396	26,396	25,557	26,396
Feb-78	(5,980)	3,480	70,919	70,919	43,943	43,943	34,879	43,943
Mar-78	(1,258)	5,966	9,789	9,789	4,322	4,322	5,598	4,322
Apr-78	(868)	7,412	5,148	5,148	2,896	2,896	3,375	2,896
May-78	(2,014)	8,886	3,580	3,580	2,371	2,371	2,624	2,371
Jun-78	(9,452)	10,158	33,651	33,651	7,568	7,568	17,028	7,568
Jul-78	(2,028)	10,582	(1,843)	1,203	(3,042)	596	1,485	596
Aug-78	(1,218)	10,430	1,126	1,126	510	510	1,448	510
Sep-78	(8,441)	7,014	4,831	4,831	1,466	1,466	3,223	1,466
Oct-78	(1,408)	7,064	(2,147)	1,496	(3,346)	741	1,626	741
Nov-78	(10,751)	3,043	9,429	9,429	1,481	1,481	5,426	1,481

(1) Date	(2) Flow at H-10 AF	(3) C-4 AF	Lake Conroe Data							(10) H-16 (CFS)	(11) DelStor
			(4) Storage AF	(5) Diversions AF	(6) Precip. 21.17	(7) Evap. 178.71	(8) Elev. 1.013878	(9) Area			
Dec-78	12,644	0	399100	442	6.1	1.92	199.47	19.912	10,373	19,800	
Jan-79	92,254	28,917	431800		8.1	2.10	201.07	21,036	104,960	32,700	
Feb-79	102,473	60,853	431500		3.18	2.16	201.05	21,021	52,075	(300)	
Mar-79	54,444	26,985	432800	111	3	4.91	201.11	21,065	22,342	1,300	
Apr-79	248,589	109,572	435600		13.53	5.15	201.25	21,166	125,096	2,800	
May-79	102,320	58,680	453800	110	6.47	7.10	202.09	21,776	35,416	18,200	
Jun-79	154,975	69,003	430700	172	3.91	8.44	201.02	21,000	59,875	(23,100)	
Jul-79	23,263	11,651	436700	480	8.07	6.61	201.3	21,203	21,544	6,000	
Aug-79	11,048	4,147	428200	82	2.67	7.16	200.9	20,914	4,358	(8,500)	
Sep-79	115,533	49,503	437300	664	7.01	6.07	201.32	21,217	70,330	9,100	
Oct-79	9,876	5,041	428200	346	2.57	5.55	200.9	20,914	4,843	(9,100)	
Nov-79	14,951	4,262	429000	136	3.11	3.57	200.93	20,935	15,824	800	
Dec-79	26,866	11,446	433200	227	3.33	2.26	201.13	21,079	17,598	4,200	
Jan-80	28,290	12,261	430500	59	1.79	1.92	201.01	20,992	22,355	(2,700)	
Feb-80	37,337	19,789	430900	297	2.06	3.26	201.02	21,000	31,133	400	
Mar-80	26,541	11,676	442600	436	3.94	4.85	201.57	21,398	14,817	11,700	
Apr-80	20,968	12,690	428800	135	1.34	6.55	200.92	20,928	6,475	(13,800)	
May-80	63,958	33,397	428000	582	6.75	6.95	200.89	20,907	30,383	(800)	
Jun-80	2,328	1	417900	469	0.08	9.81	200.4	20,559	2,370	(10,100)	
Jul-80	5,426	3,906	401100	967	1.02	10.94	199.57	19,980	1,375	(16,800)	
Aug-80	6,604	5,482	386200	662	2.82	9.42	198.81	19,465	1,086	(14,900)	
Sep-80	10,330	9,635	376800	782	4.34	6.89	198.32	19,141	2,061	(9,400)	
Oct-80	7,550	5,747	363400	651	2.6	5.79	197.62	18,687	5,309	(13,400)	
Nov-80	1,954	0	363000	391	2.5	3.08	197.59	18,668	2,109	(400)	
Dec-80	1,927	0	362800	45	0.84	2.50	197.58	18,661	2,351	(200)	
Jan-81	2,731	0	365200	426	2.36	2.68	197.71	18,744	3,069	2,400	
Feb-81	2,472	0	367500	388	1.93	3.35	197.84	18,828	2,959	2,300	
Mar-81	2,560	0	367100	387	1.95	4.69	197.81	18,808	2,688	(400)	
Apr-81	2,833	0	369500	395	4.15	5.61	197.94	18,892	4,990	2,400	
May-81	15,161	10	392900	341	8.32	6.89	199.16	19,700	22,281	23,400	
Jun-81	80,309	6,278	430300		12.13	7.10	201	20,985	30,413	37,400	
Jul-81	20,562	12,195	425300	179	3.98	7.92	200.75	20,808	24,000	(5,000)	
Aug-81	1,160	23	421000	1036	1.84	8.47	200.55	20,666	4,665	(4,300)	
Sep-81	24,354	7,124	426800	199	6.59	6.80	200.83	20,864	36,709	5,800	
Oct-81	29,094	14,730	432200	190	6.3	3.72	201.09	21,050	9,882	5,400	
Nov-81	62,786	30,728	432000	82	4.99	3.57	201.08	21,043	13,721	(200)	
Dec-81	8,409	990	429800		1.31	2.47	200.97	20,964	10,435	(2,200)	
Jan-82	5,978	682	432400	53	2.04	2.47	201.1	21,058	4,290	2,600	
Feb-82	8,614	3,731	430900	313	1.39	2.59	201.02	21,000	3,871	(1,500)	
Mar-82	19,335	8,874	435200	438	3.61	3.51	201.23	21,152	7,795	4,300	
Apr-82	117,374	50,650	439400	578	6.1	4.33	201.42	21,290	9,207	4,200	
May-82	104,469	56,204	431100		6.16	6.28	201.03	21,007	65,922	(8,300)	
Jun-82	3,837	81	427000	405	3.23	8.50	200.84	20,871	2,952	(4,100)	
Jul-82	2,124	35	417700	658	0.54	9.11	200.39	20,552	1,713	(9,300)	
Aug-82	1,442	0	410500	944	1.69	8.44	200.04	20,303	2,253	(7,200)	
Sep-82	5,999	4,842	397300	5968	2.03	7.65	199.38	19,850	1,485	(13,200)	
Oct-82	14,977	11,350	389300	12121	6.33	4.33	198.97	19,570	3,057	(8,000)	
Nov-82	19,899	213	416200	257	7.46	2.62	200.31	20,495	26,908	26,900	
Dec-82	29,340	8,935	432400	118	3.65	2.35	201.1	21,058	22,035	16,200	
Jan-83	32,654	16,843	433900	138	1.97	2.04	201.17	21,108	17,862	1,500	
Feb-83	80,882	50,047	433700	15	4.36	3.44	201.16	21,101	38,595	(200)	
Mar-83	76,664	36,403	437500	0	4.57	5.12	201.33	21,224	38,240	3,800	
Apr-83	11,583	7,244	427400	0	0.35	5.67	200.86	20,886	4,663	(10,100)	
May-83	254,911	114,643	433500	0	11.23	6.61	201.15	21,094	64,203	6,100	
Jun-83	9,563	2,620	429600	0	2.47	7.65	200.96	20,957	8,375	(3,900)	
Jul-83	9,391	2,596	427800	500	6.39	7.74	200.88	20,900	15,468	(1,800)	
Aug-83	22,588	7,486	431100	331	6.9	7.28	201.03	21,007	48,858	3,300	
Sep-83	10,751	5,391	429200	47	5.3	6.22	200.94	20,942	12,355	(1,900)	
Oct-83	3,124	50	423500	396	0.55	4.60	200.67	20,751	3,376	(5,700)	
Nov-83	4,960	20	428600	170	5.6	3.41	200.91	20,921	4,651	5,100	
Dec-83	53,646	19,620	426500	115	3.27	2.32	200.81	20,850	15,591	(2,100)	
Jan-84	10,128	1,920	430700	141	2.42	2.01	201.02	21,000	7,795	4,200	
Feb-84	30,988	16,240	434100	168	2.71	3.90	201.17	21,108	14,655	3,400	
Mar-84	83,600	51,677	430100	308	4.56	5.27	200.99	20,978	16,143	(4,000)	
Apr-84	4,057	53	425500	617	0.28	7.25	200.76	20,815	4,099	(4,600)	
May-84	20,378	11,168	428200	878	8.39	7.56	200.9	20,914	6,003	2,700	
Jun-84	7,722	2,868	430700	1211	3.04	8.66	201.02	21,000	2,204	2,500	
Jul-84	6,629	2,674	421400	2053	2.77	8.90	200.57	20,680	4,020	(9,300)	
Aug-84	1,915	1	414800	1953	4.25	8.63	200.25	20,453	2,713	(6,600)	
Sep-84	1,301	0	404500	652	1.53	6.43	199.74	20,097	1,841	(10,300)	

(1) Date	(12)	(13)	(14)	(15)	(16)	(17)	(18)	(19)
	Precip	Evap	Naturalized H-10' AF	Adjusted H-10' AF	Naturalized C-4'	Adjusted C-4'	Regression Application C-4'	FINAL Application C-4'
Dec-78	(10,122)	2,230	24,553	24,553	11,909	11,909	12,670	11,909
Jan-79	(14,199)	2,581	113,336	113,336	49,999	49,999	55,197	49,999
Feb-79	(5,571)	2,654	99,256	99,256	57,636	57,636	48,453	57,636
Mar-79	(5,266)	6,030	56,508	56,508	29,049	29,049	27,976	29,049
Apr-79	(23,865)	6,360	233,884	233,884	94,867	94,867	112,939	94,867
May-79	(11,741)	9,021	117,801	117,801	74,160	74,160	57,336	74,160
Jun-79	(6,842)	10,342	135,375	135,375	49,403	49,403	65,753	49,403
Jul-79	(14,259)	8,180	23,185	23,185	11,573	11,573	12,015	11,573
Aug-79	(4,653)	8,738	6,634	6,634	(267)	3,284	4,086	4,086
Sep-79	(12,394)	7,507	119,746	119,746	53,716	53,716	58,267	53,716
Oct-79	(4,479)	6,768	3,065	3,065	(1,770)	1,517	2,377	2,377
Nov-79	(5,426)	4,355	14,680	14,680	3,991	3,991	7,941	3,991
Dec-79	(5,849)	2,773	27,990	27,990	12,570	12,570	14,316	12,570
Jan-80	(3,131)	2,351	24,810	24,810	8,781	8,781	12,793	8,781
Feb-80	(3,605)	3,995	38,127	38,127	20,579	20,579	19,172	20,579
Mar-80	(7,026)	6,049	37,264	37,264	22,399	22,399	18,759	22,399
Apr-80	(2,337)	8,000	12,831	12,831	4,553	4,553	7,055	4,553
May-80	(11,760)	8,475	59,873	59,873	29,312	29,312	29,588	29,312
Jun-80	(137)	11,770	3,862	3,862	1,534	1,534	2,759	1,534
Jul-80	(1,698)	12,754	(319)	2,482	(1,839)	1,229	2,098	2,098
Aug-80	(4,574)	10,694	(2,176)	1,962	(3,299)	971	1,849	1,849
Sep-80	(6,923)	7,691	1,698	1,698	1,004	1,004	1,723	1,004
Oct-80	(4,049)	6,313	(3,586)	7,550	(5,389)	3,738	4,525	4,525
Nov-80	(3,889)	3,352	1,017	1,017	(937)	504	1,396	504
Dec-80	(1,306)	2,721	3,142	3,142	1,214	1,214	2,414	1,214
Jan-81	(3,686)	2,933	4,378	4,378	1,646	1,646	3,006	1,646
Feb-81	(3,028)	3,682	5,427	5,427	2,954	2,954	3,508	2,954
Mar-81	(3,056)	5,150	4,253	4,253	1,694	1,694	2,946	1,694
Apr-81	(6,533)	6,180	4,880	4,880	2,047	2,047	3,247	2,047
May-81	(13,658)	7,916	32,818	32,818	17,667	17,667	16,629	17,667
Jun-81	(21,212)	8,694	105,190	105,190	31,160	31,160	51,295	31,160
Jul-81	(6,901)	9,619	18,280	18,280	9,912	9,912	9,665	9,912
Aug-81	(3,169)	10,215	3,906	3,906	2,769	2,769	2,780	2,769
Sep-81	(11,458)	8,273	26,969	26,969	9,738	9,738	13,827	9,738
Oct-81	(11,051)	4,566	28,009	28,009	13,645	13,645	14,325	13,645
Nov-81	(8,750)	4,377	58,213	58,213	26,155	26,155	28,793	26,155
Dec-81	(2,289)	3,019	6,940	6,940	(479)	3,436	4,233	4,233
Jan-82	(3,580)	3,033	8,031	8,031	2,735	2,735	4,756	2,735
Feb-82	(2,432)	3,174	7,855	7,855	2,972	2,972	4,672	2,972
Mar-82	(6,363)	4,325	21,596	21,596	11,136	11,136	11,254	11,136
Apr-82	(10,822)	5,375	116,127	116,127	49,403	49,403	56,534	49,403
May-82	(10,783)	7,694	93,079	93,079	44,815	44,815	45,494	44,815
Jun-82	(5,618)	10,354	4,473	4,473	717	717	3,052	717
Jul-82	(925)	10,926	2,825	2,825	736	736	2,262	736
Aug-82	(2,859)	10,000	1,383	1,383	(60)	685	1,571	685
Sep-82	(3,358)	8,859	(1,700)	2,681	(2,858)	1,327	2,193	2,193
Oct-82	(10,323)	4,941	1,594	1,594	(2,033)	789	1,673	789
Nov-82	(12,741)	3,134	37,192	37,192	17,505	17,505	18,724	17,505
Dec-82	(6,405)	2,883	42,018	42,018	21,613	21,613	21,035	21,613
Jan-83	(3,465)	2,515	33,203	33,203	17,393	17,393	16,813	17,393
Feb-83	(7,667)	4,239	77,255	77,255	46,420	46,420	37,914	46,420
Mar-83	(8,083)	6,340	78,720	78,720	38,460	38,460	38,616	38,460
Apr-83	(609)	6,907	7,781	7,781	3,442	3,442	4,636	3,442
May-83	(19,740)	8,139	249,409	249,409	109,141	109,141	120,376	109,141
Jun-83	(4,314)	9,352	10,702	10,702	3,759	3,759	6,035	3,759
Jul-83	(11,129)	9,439	5,901	5,901	(895)	2,921	3,735	3,735
Aug-83	(12,079)	8,927	22,736	22,736	7,634	7,634	11,799	7,634
Sep-83	(9,250)	7,596	7,198	7,198	1,838	1,838	4,357	1,838
Oct-83	(951)	5,571	2,044	2,044	(1,030)	1,012	1,888	1,888
Nov-83	(9,763)	4,166	4,463	4,463	(477)	2,210	3,047	3,047
Dec-83	(5,682)	2,817	48,682	48,682	14,656	14,656	24,228	14,656
Jan-84	(4,235)	2,464	12,557	12,557	4,349	4,349	6,924	4,349
Feb-84	(4,767)	4,804	34,425	34,425	19,676	19,676	17,399	19,676
Mar-84	(7,972)	6,453	78,081	78,081	46,158	46,158	38,310	46,158
Apr-84	(486)	8,808	7,779	7,779	3,775	3,775	4,635	3,775
May-84	(14,622)	9,222	17,678	17,678	8,468	8,468	9,377	8,468
Jun-84	(5,320)	10,604	15,506	15,506	10,651	10,651	8,336	10,651
Jul-84	(4,774)	10,736	3,292	3,292	(663)	1,630	2,486	2,486
Aug-84	(7,244)	10,291	(1,637)	1,915	(3,552)	948	1,826	1,826
Sep-84	(2,562)	7,540	(4,022)	1,301	(5,323)	644	1,532	644

(1) Date	(2) Flow at H-10 AF	(3) C-4 AF	Lake Conroe Data						(10) H-16 (CFS)	(11) DelStor
			(4) Storage AF	(5) Diversions AF	(6) Precip. 21.17	(7) Evap. 178.71	(8) Elev. 1,013878	(9) Area		
			Oct-84	77,707	36,282	433700	302	10.53		
Nov-84	35,105	17,447	431800	0	2.68	3.51	201.07	21,036	7,841	(1,900)
Dec-84	40,940	20,103	433500	252	2.75	2.44	201.15	21,094	10,619	1,700
Jan-85	54,935	26,019	432000	109	3.52	2.41	201.08	21,043	11,478	(1,500)
Feb-85	83,791	46,968	440900	604	4.38	2.50	201.49	21,340	34,232	8,900
Mar-85	83,845	42,682	435600	0	3.35	4.42	201.25	21,166	41,554	(5,300)
Apr-85	13,959	5,198	431100	19	1.85	6.00	201.03	21,007	6,653	(4,500)
May-85	2,621	24	425900	537	1.26	7.83	200.78	20,829	2,922	(5,200)
Jun-85	5,774	1,449	422000	2655	4.26	9.54	200.59	20,694	7,247	(3,900)
Jul-85	2,222	4	417900	212	3.23	7.50	200.4	20,559	2,523	(4,100)
Aug-85	4,732	3,598	404100	3548	2	9.24	199.72	20,083	1,209	(13,800)
Sep-85	6,356	5,439	394100	5672	3.88	7.41	199.22	19,741	1,776	(10,000)
Oct-85	3,376	7	399100	950	4.56	4.75	199.47	19,912	3,321	5,000
Nov-85	102,762	28,978	432800	16	12.69	2.68	201.11	21,065	111,375	33,700
Dec-85	50,147	22,639	430300	163	1.95	2.38	201	20,985	33,207	(2,500)
Jan-86	7,918	106	429000	267	0.7	2.44	200.93	20,935	5,205	(1,300)
Feb-86	11,802	4,238	430700	209	1.79	3.96	201.02	21,000	12,977	1,700
Mar-86	3,891	33	425900	228	0.62	5.82	200.78	20,829	4,960	(4,800)
Apr-86	2,721	10	427000	1027	2.73	6.31	200.84	20,871	3,018	1,100
May-86	73,410	53,729	430300	254	7.93	6.28	201	20,985	9,268	3,300
Jun-86	83,932	43,044	429200	237	7.39	6.89	200.94	20,942	41,045	(1,100)
Jul-86	2,296	0	416200	489	0.19	9.14	200.31	20,495	2,394	(13,000)
Aug-86	1,596	0	410300	1842	2.7	8.32	200.03	20,296	2,069	(5,900)
Sep-86	4,604	0	412300	423	5.13	5.79	200.12	20,360	10,276	2,000
Oct-86	4,432	0	412100	647	3.24	3.93	200.11	20,353	8,225	(200)
Nov-86	24,235	8,874	431300	188	4.49	2.41	201.04	21,014	9,801	19,200
Dec-86	83,661	43,165	430900	335	5.14	1.80	201.02	21,000	43,334	(400)
Jan-87	20,931	8,874	430900	127	2.13	2.47	201.02	21,000	17,862	0
Feb-87	40,105	24,631	437500	312	3.3	2.83	201.33	21,224	20,193	6,600
Mar-87	42,843	21,612	428000	69	1.31	4.82	200.89	20,907	15,161	(9,500)
Apr-87	3,368	40	423000	838	0.36	7.71	200.64	20,729	2,643	(5,000)
May-87	6,261	688	429600	398	6.52	5.49	200.96	20,957	5,475	6,600
Jun-87	101,693	54,454	429200	521	7.61	7.50	200.94	20,942	41,283	(400)
Jul-87	14,179	4,908	424100	148	3.38	7.86	200.7	20,772	15,468	(5,100)
Aug-87	3,044	1,594	411300	2996	2.35	8.72	200.08	20,332	2,793	(12,800)
Sep-87	4,217	11	408200	676	5.97	6.74	199.92	20,220	6,534	(3,100)
Oct-87	1,522	0	398500	718	0.52	5.24	199.44	19,891	1,492	(9,700)
Nov-87	24,710	2,125	429400	293	7.68	2.87	200.95	20,950	41,996	30,900
Dec-87	50,025	25,174	431800	314	5.39	1.65	201.07	21,036	31,672	2,400
Jan-88	16,266	5,421	430900	0	1.03	2.26	201.02	21,000	10,680	(900)
Feb-88	15,606	8,693	429600	140	1.73	2.62	200.96	20,957	6,321	(1,300)
Mar-88	30,444	15,153	430700	428	4.22	4.97	201.02	21,000	17,371	1,100
Apr-88	5,548	1,485	427800	0	1.53	6.40	200.88	20,900	4,526	(2,900)
May-88	2,517	38	420000	2455	1.26	7.80	200.5	20,630	2,645	(7,800)
Jun-88	2,406	0	415400	2129	2.94	9.02	200.27	20,467	1,426	(4,600)
Jul-88	3,499	1,678	407200	1697	3.25	7.86	199.87	20,186	1,504	(8,200)
Aug-88	5,745	4,679	396100	5003	1.7	7.77	199.32	19,809	1,000	(11,100)
Sep-88	7,663	6,761	381800	7664	1.38	6.49	198.58	19,313	636	(14,300)
Oct-88	13,749	13,342	359900	13910	0.74	5.61	197.43	18,565	694	(21,900)
Nov-88	12,712	12,617	343600	13024	2.11	4.15	196.54	17,991	731	(16,300)
Dec-88	12,644	11,168	339600	11895	4.16	1.95	196.31	17,842	1,154	(4,000)
Jan-89	25,043	2,590	379700	2493	7.67	1.86	198.48	19,247	14,977	40,100
Feb-89	17,284	0	387000	0	0.75	2.77	198.85	19,491	10,236	7,300
Mar-89	23,938	1,056	434100	238	3.29	5.27	201.17	21,108	7,734	47,100
Apr-89	18,949	5,047	429600	1115	2.2	6.25	200.96	20,957	6,415	(4,500)
May-89	43,457	27,891	428400	577	4.28	7.13	200.91	20,921	51,559	(1,200)
Jun-89	31,244	22,699	435000	898	7.16	6.61	201.22	21,145	37,957	6,600
Jul-89	24,061	14,006	430100	136	5.38	7.86	200.99	20,978	9,882	(4,900)
Aug-89	8,225	4,377	421400	336	2.08	7.25	200.57	20,680	7,059	(8,700)
Sep-89	3,089	1,539	410100	1924	2.48	7.25	200.02	20,289	5,500	(11,300)
Oct-89	1,455	0	403900	899	1.96	5.12	199.71	20,076	1,958	(6,200)
Nov-89	1,699	0	399900	178	1.13	2.93	199.51	19,939	2,429	(4,000)
Dec-89	2,345	2,294	402100	837	3.34	1.71	199.62	20,015	1,430	2,200
Jan-90	33,022	33,626	431800		6.32	1.95	201.07	21,036	10,496	29,700
Feb-90	59,011	35,799	434500		3.89	3.99	201.19	21,123	22,486	2,700
Mar-90	40,204	35,498	444100		3.68	4.36	201.64	21,449	17,371	9,600
Apr-90	48,767	44,553	432200		3.06	6.43	201.09	21,050	17,820	(11,900)
May-90	18,414	25,657	426500		3.83	7.74	200.81	20,850	25,104	(5,700)
Jun-90	1,907	0	418900		0.93	9.05	200.44	20,587	1,746	(7,600)
Jul-90	1,639	0	415200		2.52	7.99	200.26	20,460	1,933	(3,700)

(1) Date	(12)	(13)	(14)	(15)	(16)	(17)	(18)	(19)
	Precip	Evap	Naturalized H-10' AF	Adjusted H-10' AF	Naturalized C-4'	Adjusted C-4'	Regression Application C-4'	FINAL Application C-4'
Oct-84	(18,516)	4,315	92,705	92,705	51,281	51,281	45,315	51,281
Nov-84	(4,698)	4,301	32,809	32,809	15,150	15,150	16,624	15,150
Dec-84	(4,834)	3,000	40,807	40,807	19,970	19,970	20,455	19,970
Jan-85	(6,173)	2,956	50,218	50,218	21,303	21,303	24,964	21,303
Feb-85	(7,789)	3,111	88,013	88,013	51,190	51,190	43,067	51,190
Mar-85	(5,909)	5,457	78,093	78,093	36,930	36,930	38,316	36,930
Apr-85	(3,239)	7,358	13,578	13,578	4,817	4,817	7,413	4,817
May-85	(2,187)	9,518	4,752	4,752	2,154	2,154	3,185	2,154
Jun-85	(7,346)	11,516	6,044	6,044	1,719	1,719	3,804	1,719
Jul-85	(5,534)	8,992	1,580	1,580	(637)	782	1,666	782
Aug-85	(3,347)	10,820	(1,595)	2,183	(2,730)	1,081	1,955	1,955
Sep-85	(6,383)	8,529	(1,498)	3,207	(2,414)	1,588	2,445	2,445
Oct-85	(7,567)	5,523	6,332	6,332	2,964	2,964	3,942	2,964
Nov-85	(22,276)	3,296	117,482	117,482	43,698	43,698	57,183	43,698
Dec-85	(3,410)	2,910	47,148	47,148	19,639	19,639	23,493	19,639
Jan-86	(1,221)	2,978	8,375	8,375	563	563	4,920	563
Feb-86	(3,132)	4,854	15,224	15,224	7,659	7,659	8,201	7,659
Mar-86	(1,076)	7,073	5,089	5,089	1,230	1,230	3,347	1,230
Apr-86	(4,748)	7,682	6,754	6,754	4,043	4,043	4,144	4,043
May-86	(13,868)	7,686	70,529	70,529	50,848	50,848	34,692	50,848
Jun-86	(12,897)	8,415	78,350	78,350	37,462	37,462	38,439	37,462
Jul-86	(325)	10,932	(97)	2,296	(2,392)	1,137	2,009	2,009
Aug-86	(4,567)	9,852	981	981	(615)	486	1,379	486
Sep-86	(8,704)	6,878	4,778	4,778	174	174	3,197	174
Oct-86	(5,495)	4,668	3,405	3,405	(1,027)	1,686	2,540	2,540
Nov-86	(7,863)	2,952	38,524	38,524	23,163	23,163	19,362	23,163
Dec-86	(8,995)	2,203	76,469	76,469	35,973	35,973	37,538	35,973
Jan-87	(3,727)	3,024	20,227	20,227	8,171	8,171	10,598	8,171
Feb-87	(5,837)	3,510	44,378	44,378	28,904	28,904	22,166	28,904
Mar-87	(2,282)	5,873	36,934	36,934	15,703	15,703	18,600	15,703
Apr-87	(622)	9,325	7,071	7,071	3,743	3,743	4,296	3,743
May-87	(11,386)	6,707	8,181	8,181	2,609	2,609	4,828	2,609
Jun-87	(13,281)	9,160	97,172	97,172	49,933	49,933	47,454	49,933
Jul-87	(5,851)	9,529	12,757	12,757	3,486	3,486	7,019	3,486
Aug-87	(3,982)	10,339	(3,398)	3,044	(4,849)	1,507	2,367	2,367
Sep-87	(10,060)	7,945	(997)	4,217	(5,203)	2,088	2,929	2,929
Oct-87	(862)	6,083	(2,957)	1,522	(4,479)	754	1,638	754
Nov-87	(13,408)	3,501	45,704	45,704	23,119	23,119	22,801	23,119
Dec-87	(9,449)	2,020	44,996	44,996	20,145	20,145	22,462	20,145
Jan-88	(1,802)	2,763	16,326	16,326	5,482	5,482	8,729	5,482
Feb-88	(3,021)	3,204	14,489	14,489	7,576	7,576	7,849	7,576
Mar-88	(7,385)	6,086	30,246	30,246	14,954	14,954	15,397	14,954
Apr-88	(2,665)	7,804	7,787	7,787	3,724	3,724	4,639	3,724
May-88	(2,166)	9,390	1,941	1,941	(538)	961	1,839	1,839
Jun-88	(5,014)	10,771	3,563	3,563	1,157	1,157	2,616	1,157
Jul-88	(5,467)	9,260	(909)	2,715	(2,729)	1,344	2,210	2,210
Aug-88	(2,806)	8,981	820	820	(246)	406	1,302	406
Sep-88	(2,221)	7,314	(1,544)	1,148	(2,446)	568	1,459	568
Oct-88	(1,145)	6,074	(3,222)	1,252	(3,629)	620	1,509	620
Nov-88	(3,163)	4,350	(2,401)	1,319	(2,496)	653	1,541	653
Dec-88	(6,185)	2,030	4,489	4,489	3,014	3,014	3,059	3,014
Jan-89	(12,302)	2,087	54,929	54,929	32,475	32,475	27,220	32,475
Feb-89	(1,218)	3,154	26,519	26,519	9,235	9,235	13,612	9,235
Mar-89	(5,787)	6,493	71,744	71,744	48,862	48,862	35,274	48,862
Apr-89	(3,842)	7,638	18,245	18,245	4,343	4,343	9,648	4,343
May-89	(7,462)	8,704	43,499	43,499	27,933	27,933	21,745	27,933
Jun-89	(12,616)	8,158	33,386	33,386	24,841	24,841	16,901	24,841
Jul-89	(9,405)	9,623	19,379	19,379	9,324	9,324	10,192	9,324
Aug-89	(3,584)	8,751	4,691	4,691	843	843	3,156	843
Sep-89	(4,193)	8,586	(3,819)	3,089	(5,368)	1,529	2,389	2,389
Oct-89	(3,279)	5,997	(2,028)	1,455	(3,482)	720	1,606	720
Nov-89	(1,878)	3,403	(775)	1,699	(2,474)	841	1,723	841
Dec-89	(5,571)	1,993	967	967	916	916	1,372	916
Jan-90	(11,079)	2,394	54,037	54,037	54,641	54,641	26,793	54,641
Feb-90	(6,847)	4,920	59,784	59,784	36,572	36,572	29,546	36,572
Mar-90	(6,578)	5,453	48,680	48,680	43,973	43,973	24,227	43,973
Apr-90	(5,368)	7,897	39,397	39,397	35,182	35,182	19,780	35,182
May-90	(6,655)	9,416	15,475	15,475	22,719	22,719	8,322	22,719
Jun-90	(1,596)	10,872	3,583	3,583	1,676	1,676	2,625	1,676
Jul-90	(4,297)	9,531	3,173	3,173	1,534	1,534	2,429	1,534

(1) Date	(2) Flow at H-10 AF	(3) C-4 AF	Lake Conroe Data						(9) Area	(10) H-16 (CFS)	(11) DelStor
			(4) Storage AF	(5) Diversions AF	(6) Precip. 21.17	(7) Evap. 178.71	(8) Elev. 1.013878				
Aug-90	1,185	0	403100		0.53	8.87	199.67	20,049	1,320	(12,100)	
Sep-90	1,247	0	401500		2.92	6.22	199.59	19,994	1,378	(1,600)	
Oct-90	1,154	0	393300		1.9	5.30	199.18	19,713	1,160	(8,200)	
Nov-90	1,527	0	393700		3.27	3.29	199.2	19,727	2,144	400	
Dec-90	1,995	0	394900		3.01	1.83	199.26	19,768	2,259	1,200	
Jan-91	157,071	94,539	430700		9.09	2.10	201.02	21,000	82,311	35,800	
Feb-91	72,436	52,462	431800		3.52	2.59	201.07	21,036	24,779	1,100	
Mar-91	27,621	32,056	430300		3.38	4.97	201	20,985	10,128	(1,500)	
Apr-91	98,426	80,352	437300		7.36	4.97	201.32	21,217	88,328	7,000	
May-91	69,237	47,330	428400		7.42	5.21	200.91	20,921	45,114	(8,900)	
Jun-91	19,424	16,964	427200		4.43	8.14	200.85	20,879	21,384	(1,200)	
Jul-91	3,198	0	422000		1.95	8.23	200.59	20,694	3,990	(5,200)	
Aug-91	1,510	0	415000		0.64	7.13	200.26	20,460	2,498	(7,000)	
Sep-91	3,481	906	426100		5.74	5.27	200.79	20,836	713	11,100	
Oct-91	1,387	785	421000		0.44	4.75	200.55	20,666	1,565	(5,100)	
Nov-91	2,554	1,147	420400		3.3	2.26	200.52	20,644	6,772	(600)	
Dec-91	103,303	103,414	434700		8.75	1.58	201.2	21,130	51,927	14,300	
Jan-92	137,798	52,341	432800		6.15	1.86	201.11	21,065	76,541	(1,900)	
Feb-92	182,236	81,439	443100		5.98	2.87	201.6	21,420	108,066	10,300	
Mar-92	103,548	76,066	431800		4.29	4.54	201.07	21,036	56,101	(11,300)	
Apr-92	84,407	60,793	431800		6.14	5.58	201.07	21,036	43,659	0	
May-92	25,350	38,939	432800		6.6	4.85	201.11	21,065	26,332	1,000	
Jun-92	73,834	56,325	427000		4.62	7.59	200.84	20,871	66,290	(5,800)	
Jul-92	3,038	0	420800		3.11	12.98	200.54	20,658	3,652	(6,200)	
Aug-92	2,977	604	416400		2.63	7.80	200.32	20,502	2,928	(4,400)	
Sep-92	1,800	0	408800		1.58	6.64	199.95	20,241	1,752	(7,600)	
Oct-92	1,584	0	403300		1.49	5.09	199.68	20,056	1,381	(5,500)	
Nov-92	5,815	1,389	412900		5.86	2.87	200.15	20,382	7,128	9,600	
Dec-92	62,730	49,986	430900		4.05	2.56	201.02	21,000	13,074	18,000	
Jan-93	146,023	108,062	430900		7.41	1.89	201.02	21,000	35,355	0	
Feb-93	23,996	21,190	431800		2.22	3.14	201.07	21,036	13,816	900	
Mar-93	58,925	54,635	432600		1.84	4.82	201.1	21,058	43,089	800	
Apr-93	41,402	36,222	431800		3.39	6.00	201.07	21,036	31,244	(800)	
May-93	97,287	45,096	434500		7.83	6.89	201.19	21,123	94,587	2,700	
Jun-93	99,733	109,451	438800		7.45	6.80	201.4	21,275	69,379	4,300	
Jul-93	12,767	10,175	421600		0.71	9.24	200.58	20,687	4,033	(17,200)	
Aug-93	1,719	0	414000		2.4	8.96	200.21	20,424	2,185	(7,600)	
Sep-93	1,782	0	403700		2.3	7.19	199.7	20,070	1,717	(10,300)	
Oct-93	5,592	0	419500		7.97	4.27	200.47	20,609	6,506	15,800	
Nov-93	9,445	0	426500		2.94	2.62	200.81	20,850	8,019	7,000	
Dec-93	18,905	0	430700		2.93	2.68	201.02	21,000	4,702	4,200	
Jan-94	14,363	20,767	436900		1.76	2.23	201.31	21,210	4,278	6,200	
Feb-94	55,096	41,293	437700		4.52	2.71	201.34	21,232	41,392	800	
Mar-94	44,501	43,889	429600		2.64	4.21	200.96	20,957	21,483	(8,100)	
Apr-94	11,524	21,250	433500		2.6	5.30	201.15	21,094	4,437	3,900	
May-94	30,936	32,177	429000		4.78	6.58	200.93	20,935	23,631	(4,500)	
Jun-94	3,404	1,050	425900		3.81	7.25	200.78	20,829	4,972	(3,100)	
Jul-94	1,498	1,135	413600		0.36	8.78	200.19	20,410	2,007	(12,300)	
Aug-94	5,187	1,322	419300		7.65	6.64	200.46	20,602	5,045	5,700	
Sep-94	1,990	863	413400		2.55	6.61	200.18	20,403	2,715	(5,900)	
Oct-94	480,974	240,487	431300		24.44	4.05	201.04	21,014	318,501	17,900	
Nov-94	6,362	3,181	429200		1	2.96	200.94	20,942	7,282	(2,100)	
Dec-94	120,366	60,183	431800		3.85	1.92	201.07	21,036	10,840	2,600	
	415981.4	205953.7			47.58	63.92			230,392	19,627	

(1) Date	(12)	(13)	(14)	(15)	(16)	(17)	(18)	(19)
	Precip	Evap	Naturalized H-10' AF	Adjusted H-10' AF	Naturalized C-4'	Adjusted C-4'	Regression Application C-4'	FINAL Application C-4'
Aug-90	(885)	10,373	(1,428)	1,185	(2,612)	587	1,476	587
Sep-90	(4,865)	7,252	2,034	2,034	787	787	1,883	787
Oct-90	(3,121)	6,099	(4,069)	1,154	(5,223)	571	1,462	571
Nov-90	(5,376)	3,788	339	1,527	(1,188)	756	1,640	756
Dec-90	(4,958)	2,109	345	1,995	(1,650)	988	1,865	1,865
Jan-91	(15,907)	2,576	179,541	179,541	117,009	117,009	86,909	117,009
Feb-91	(6,170)	3,179	70,544	70,544	50,570	50,570	34,700	50,570
Mar-91	(5,911)	6,082	26,292	26,292	30,727	30,727	13,503	30,727
Apr-91	(13,013)	6,149	98,562	98,562	80,488	80,488	48,120	80,488
May-91	(12,936)	6,361	53,761	53,761	31,855	31,855	26,661	31,855
Jun-91	(7,708)	9,912	20,428	20,428	17,968	17,968	10,694	17,968
Jul-91	(3,363)	9,934	4,569	4,569	1,372	1,372	3,098	1,372
Aug-91	(1,091)	8,512	1,931	1,931	421	421	1,834	421
Sep-91	(9,967)	6,409	11,023	11,023	8,448	8,448	6,189	8,448
Oct-91	(758)	5,732	1,261	1,261	659	659	1,513	659
Nov-91	(5,677)	2,716	(1,007)	2,554	(2,414)	1,265	2,132	2,132
Dec-91	(15,407)	1,954	104,149	104,149	104,260	104,260	50,796	104,260
Jan-92	(10,796)	2,285	127,387	127,387	41,930	41,930	61,927	41,930
Feb-92	(10,674)	3,580	185,442	185,442	84,645	84,645	89,736	84,645
Mar-92	(7,520)	5,573	90,301	90,301	62,819	62,819	44,163	62,819
Apr-92	(10,763)	6,844	80,489	80,489	56,874	56,874	39,463	56,874
May-92	(11,586)	5,955	20,719	20,719	34,308	34,308	10,834	34,308
Jun-92	(8,035)	9,240	69,239	69,239	51,730	51,730	34,074	51,730
Jul-92	(5,354)	15,647	7,132	7,132	4,093	4,093	4,325	4,093
Aug-92	(4,493)	9,332	3,415	3,415	1,042	1,042	2,545	1,042
Sep-92	(2,665)	7,845	(620)	1,800	(2,420)	891	1,771	1,771
Oct-92	(2,490)	5,955	(452)	1,584	(2,035)	784	1,668	784
Nov-92	(9,953)	3,406	8,869	8,869	4,442	4,442	5,157	4,442
Dec-92	(7,087)	3,136	76,779	76,779	64,035	64,035	37,686	64,035
Jan-93	(12,967)	2,315	135,371	135,371	97,410	97,410	65,752	97,410
Feb-93	(3,892)	3,852	24,857	24,857	22,051	22,051	12,815	22,051
Mar-93	(3,229)	5,916	62,412	62,412	58,122	58,122	30,804	58,122
Apr-93	(5,943)	7,368	42,027	42,027	36,848	36,848	21,040	36,848
May-93	(13,783)	8,488	94,692	94,692	42,502	42,502	46,267	42,502
Jun-93	(13,208)	8,435	99,260	99,260	108,978	108,978	48,454	108,978
Jul-93	(1,224)	11,145	5,488	5,488	2,896	2,896	3,538	2,896
Aug-93	(4,085)	10,676	710	710	(1,008)	352	1,249	352
Sep-93	(3,847)	8,421	(3,943)	1,782	(5,725)	882	1,763	1,763
Oct-93	(13,688)	5,130	12,834	12,834	7,242	7,242	7,056	7,242
Nov-93	(5,108)	3,188	14,524	14,524	5,080	5,080	7,866	5,080
Dec-93	(5,127)	3,286	21,263	21,263	2,358	2,358	11,094	2,358
Jan-94	(3,111)	2,753	20,205	20,205	26,609	26,609	10,587	26,609
Feb-94	(7,997)	3,360	51,258	51,258	37,456	37,456	25,462	37,456
Mar-94	(4,610)	5,142	36,932	36,932	36,321	36,321	18,599	36,321
Apr-94	(4,570)	6,526	17,379	17,379	27,106	27,106	9,234	27,106
May-94	(8,339)	8,040	26,136	26,136	27,378	27,378	13,428	27,378
Jun-94	(6,613)	8,814	2,504	2,504	151	151	2,109	151
Jul-94	(612)	10,451	(963)	1,498	(1,326)	742	1,626	742
Aug-94	(13,134)	7,985	5,738	5,738	1,874	1,874	3,658	1,874
Sep-94	(4,336)	7,872	(374)	1,990	(1,500)	985	1,862	1,862
Oct-94	(42,799)	4,969	461,044	461,044	220,558	220,558	221,749	220,558
Nov-94	(1,745)	3,612	6,128	6,128	2,948	2,948	3,844	2,948
Dec-94	(6,749)	2,356	118,574	118,574	58,390	58,390	57,706	58,390
	(81,006)	76,003	430,606	437,112	220,578	231,283	220,285	232,664

(1) Date	(12)	(13)	(14)	(15)	(16)	(17)	(18)	(19)
	Precip	Evap	Naturalized H-10' AF	Adjusted H-10' AF	Naturalized C-4'	Adjusted C-4'	Regression Application C-4'	FINAL Application C-4'
Aug-90	(885)	10,373	(1,428)	1,185	(2,612)	587	1,476	587
Sep-90	(4,865)	7,252	2,034	2,034	787	787	1,883	787
Oct-90	(3,121)	6,099	(4,069)	1,154	(5,223)	571	1,462	571
Nov-90	(5,376)	3,788	339	1,527	(1,188)	756	1,640	756
Dec-90	(4,958)	2,109	345	1,995	(1,650)	988	1,865	1,865
Jan-91	(15,907)	2,576	179,541	179,541	117,009	117,009	86,909	117,009
Feb-91	(6,170)	3,179	70,544	70,544	50,570	50,570	34,700	50,570
Mar-91	(5,911)	6,082	26,292	26,292	30,727	30,727	13,503	30,727
Apr-91	(13,013)	6,149	98,562	98,562	80,488	80,488	48,120	80,488
May-91	(12,936)	6,361	53,761	53,761	31,855	31,855	26,661	31,855
Jun-91	(7,708)	9,912	20,428	20,428	17,968	17,968	10,694	17,968
Jul-91	(3,363)	9,934	4,569	4,569	1,372	1,372	3,098	1,372
Aug-91	(1,091)	8,512	1,931	1,931	421	421	1,834	421
Sep-91	(9,967)	6,409	11,023	11,023	8,448	8,448	6,189	8,448
Oct-91	(758)	5,732	1,261	1,261	659	659	1,513	659
Nov-91	(5,677)	2,716	(1,007)	2,554	(2,414)	1,265	2,132	2,132
Dec-91	(15,407)	1,954	104,149	104,149	104,260	104,260	50,796	104,260
Jan-92	(10,796)	2,285	127,387	127,387	41,930	41,930	61,927	41,930
Feb-92	(10,674)	3,580	185,442	185,442	84,645	84,645	89,736	84,645
Mar-92	(7,520)	5,573	90,301	90,301	62,819	62,819	44,163	62,819
Apr-92	(10,763)	6,844	80,489	80,489	56,874	56,874	39,463	56,874
May-92	(11,586)	5,955	20,719	20,719	34,308	34,308	10,834	34,308
Jun-92	(8,035)	9,240	69,239	69,239	51,730	51,730	34,074	51,730
Jul-92	(5,354)	15,647	7,132	7,132	4,093	4,093	4,325	4,093
Aug-92	(4,493)	9,332	3,415	3,415	1,042	1,042	2,545	1,042
Sep-92	(2,665)	7,845	(620)	1,800	(2,420)	891	1,771	1,771
Oct-92	(2,490)	5,955	(452)	1,584	(2,035)	784	1,668	784
Nov-92	(9,953)	3,406	8,869	8,869	4,442	4,442	5,157	4,442
Dec-92	(7,087)	3,136	76,779	76,779	64,035	64,035	37,686	64,035
Jan-93	(12,967)	2,315	135,371	135,371	97,410	97,410	65,752	97,410
Feb-93	(3,892)	3,852	24,857	24,857	22,051	22,051	12,815	22,051
Mar-93	(3,229)	5,916	62,412	62,412	58,122	58,122	30,804	58,122
Apr-93	(5,943)	7,368	42,027	42,027	36,848	36,848	21,040	36,848
May-93	(13,783)	8,488	94,692	94,692	42,502	42,502	46,267	42,502
Jun-93	(13,208)	8,435	99,260	99,260	108,978	108,978	48,454	108,978
Jul-93	(1,224)	11,145	5,488	5,488	2,896	2,896	3,538	2,896
Aug-93	(4,085)	10,676	710	710	(1,008)	352	1,249	352
Sep-93	(3,847)	8,421	(3,943)	1,782	(5,725)	882	1,763	1,763
Oct-93	(13,688)	5,130	12,834	12,834	7,242	7,242	7,056	7,242
Nov-93	(5,108)	3,188	14,524	14,524	5,080	5,080	7,866	5,080
Dec-93	(5,127)	3,286	21,263	21,263	2,358	2,358	11,094	2,358
Jan-94	(3,111)	2,753	20,205	20,205	26,609	26,609	10,587	26,609
Feb-94	(7,997)	3,360	51,258	51,258	37,456	37,456	25,462	37,456
Mar-94	(4,610)	5,142	36,932	36,932	36,321	36,321	18,599	36,321
Apr-94	(4,570)	6,526	17,379	17,379	27,106	27,106	9,234	27,106
May-94	(8,339)	8,040	26,136	26,136	27,378	27,378	13,428	27,378
Jun-94	(6,613)	8,814	2,504	2,504	151	151	2,109	151
Jul-94	(612)	10,451	(963)	1,498	(1,326)	742	1,626	742
Aug-94	(13,134)	7,985	5,738	5,738	1,874	1,874	3,658	1,874
Sep-94	(4,336)	7,872	(374)	1,990	(1,500)	985	1,862	1,862
Oct-94	(42,799)	4,969	461,044	461,044	220,558	220,558	221,749	220,558
Nov-94	(1,745)	3,612	6,128	6,128	2,948	2,948	3,844	2,948
Dec-94	(6,749)	2,356	118,574	118,574	58,390	58,390	57,706	58,390
	(81,006)	76,003	430,606	437,112	220,578	231,283	220,285	232,664

**Calculation of
Lake Houston
Natural Inflow and GAIN**

APPENDIX B CALCULATION OF LAKE HOUSTON NATURAL INFLOW AND GAIN

Definitions of Appendix B spreadsheet columns. All amounts in acre-feet unless noted.

1. **Date** - Month of simulation
2. **Flow at H-10** - Historic volume of flow through gage
3. **H-10'** - Naturalized flow H-10
4. **Lake Houston Storage** - Storage data for Lake Houston
5. **Lake Houston TNRCC Diversions** - TNRCC diversion data for Lake Houston
6. **Lake Houston USGS Diversions** - USGS diversion data for Lake Houston
7. **Lake Houston Elev.** - Stage of Lake Houston, calculated using a storage-elevation lookup table
8. **Lake Houston Area** - Surface area of Lake Houston, calculated using an elevation-area lookup table (acres)
9. **Lake Houston Precip.** - Precipitation data for Lake Houston (inches)
10. **Lake Houston Evap.** - Evaporation data for Lake Houston (inches)
11. **Lake Houston Inflow** - $(4)_i - (4)_{i-1} + (6) + (8) \times ((10) - (9)) / 12$
12. **Lake Houston Daily Spill** - Monthly sum of daily spills calculated from daily lake storage
13. **Lake Houston Inflow Using Balance** - $(11) + (12)$
14. **F&N Correl Inflow** - $1.57 \times (15)$
15. **Sum of four Gages** - Sum of 4 reference gages, H-5, H-8, H-9, and H-16
16. **Natural Sum of four Gages** - $(15) - (2) + (3)$
17. **Natural LH Inflow Using F&N** - Maximum of $1.57 \times (16)$ or $(18) + 99$
18. **Natural Conroe Inflow** - C-4' from naturalization spreadsheet
19. **Final Lake Houston GAIN** - $(17) - (18)$

CALCULATION OF LAKE HOUSTON NATURAL INFLOW

(1)	(2)	(3)	(4)	(5)	(6)	(7)	(8)	(9)	(10)	(11)
Date	Flow at H-10 AF	Natural Flow at H10	Lake Houston Data							
			Storage	Diversions TNRCC	USGS Diversions	Elevation	Area	Precip.	Evap.	Inflow
Jan-50	83,538	83,538		2,395		-	-	4.62	0.64	0
Feb-50	99,900	99,900		2,395		-	-	5.00	0.85	0
Mar-50	25,595	25,595		2,396		-	-	1.22	1.93	0
Apr-50	35,818	35,818		2,396		-	-	4.96	3.36	0
May-50	55,058	55,058		2,395		-	-	2.49	5.21	0
Jun-50	174,042	174,042		2,396		-	-	7.10	6.63	0
Jul-50	4,941	4,941		2,395		-	-	3.29	6.66	0
Aug-50	1,651	1,651		2,396		-	-	0.72	5.73	0
Sep-50	4,247	4,247		2,396		-	-	1.50	5.46	0
Oct-50	2,639	2,639		2,395		-	-	0.69	3.32	0
Nov-50	1,729	1,729		2,395		-	-	1.17	1.66	0
Dec-50	2,136	2,136		2,397		-	-	1.12	0.86	0
Jan-51	3,493	3,493		2,555		-	-	5.37	0.64	0
Feb-51	6,858	6,858		2,555		-	-	1.42	0.85	0
Mar-51	12,638	12,638		2,556		-	-	4.84	1.93	0
Apr-51	6,932	6,932		2,556		-	-	1.28	3.36	0
May-51	2,148	2,148		2,555		-	-	3.32	5.21	0
Jun-51	1,372	1,372		2,556		-	-	3.32	6.63	0
Jul-51	939	939		2,555		-	-	1.06	6.66	0
Aug-51	718	718		2,556		-	-	2.01	5.73	0
Sep-51	1,253	1,253		2,556		-	-	5.40	5.46	0
Oct-51	970	970		2,555		-	-	1.18	3.32	0
Nov-51	1,206	1,206		2,555		-	-	1.55	1.66	0
Dec-51	3,008	3,008		2,557		-	-	2.53	0.86	0
Jan-52	2,731	2,731		2,468		-	-	0.86	0.64	0
Feb-52	16,339	16,339		2,468		-	-	7.12	0.85	0
Mar-52	15,652	15,652		2,468		-	-	2.16	1.93	0
Apr-52	80,071	80,071		2,470		-	-	6.12	3.36	0
May-52	29,800	29,800		2,468		-	-	3.51	5.21	0
Jun-52	7,312	7,312		2,468		-	-	3.74	6.63	0
Jul-52	1,798	1,798		2,468		-	-	4.33	6.66	0
Aug-52	773	773		2,470		-	-	1.09	5.73	0
Sep-52	586	586		2,468		-	-	2.62	5.46	0
Oct-52	533	533		2,468		-	-	-	3.32	0
Nov-52	1,271	1,271		2,468		-	-	6.58	1.66	0
Dec-52	6,476	6,476		2,470		-	-	5.53	0.86	0
Jan-53	12,761	12,761		2,510		-	-	1.57	0.64	0
Feb-53	26,899	26,899		2,510		-	-	3.40	0.85	0
Mar-53	13,068	13,068		2,509		-	-	0.07	1.93	0
Apr-53	23,047	23,047		2,510		-	-	1.27	3.36	0
May-53	173,951	173,951		2,510		-	-	7.86	5.21	0
Jun-53	3,421	3,421		2,510		-	-	3.49	6.63	0
Jul-53	2,823	2,823		2,510		-	-	2.06	6.66	0
Aug-53	2,007	2,007		2,510		-	-	8.38	5.73	0
Sep-53	5,495	5,495		2,509		-	-	0.14	5.46	0
Oct-53	1,829	1,829		2,510		-	-	2.62	3.32	0
Nov-53	8,263	8,263		2,510		-	-	5.27	1.66	0
Dec-53	55,770	55,770		2,510		-	-	7.24	0.86	0
Jan-54	18,003	18,003		0		-	-	1.65	0.64	0
Feb-54	7,669	7,669		0		-	-	0.09	0.85	0
Mar-54	3,861	3,861		0		-	-	0.89	1.93	0
Apr-54	4,087	4,087	7300	0		22.00	1,791	2.81	3.36	7,382
May-54	11,257	11,257	23530	0		27.00	3,737	2.70	5.21	17,012
Jun-54	1,093	1,093	18700	0		26.00	3,282	1.24	6.63	(3,356)
Jul-54	2,449	2,449	114600	0		40.60	9,964	4.86	6.66	97,395
Aug-54	2,566	2,566	149600	0		43.79	12,045	3.89	5.73	36,847
Sep-54	517	517	139100	0		42.90	11,465	0.49	5.46	(5,752)
Oct-54	6,819	6,819	157000	0		44.40	12,443	6.98	3.32	14,105
Nov-54	12,890	12,890	158200	0		44.49	12,502	1.74	1.66	1,117
Dec-54	4,616	4,616	157000	0		44.40	12,443	1.42	0.86	(1,781)
Jan-55	14,921	14,921	159500	2,255		44.60	12,574	5.57	0.64	(2,666)
Feb-55	80,211	80,211	160800	2,255		44.70	12,639	6.03	0.85	(4,156)

(1)	(12)	(13)	(14)	(15)	(16)	(17)	(18)	(19)
Date	Daily Spill	LH inflow Using Balance	Use F&N Correl Inflow	Sum of 4 Gages(af)	Naturalized Sum of 4 Gages(af)	Naturalized LH Inflow Using F&N	Natural Conroe Inflow	Final LH Gain
Jan-50			228,270	145,395	145,395	228,270	40,924	187,347
Feb-50			307,848	196,082	196,082	307,848	48,761	259,087
Mar-50			60,366	38,450	38,450	60,366	13,169	47,197
Apr-50			113,557	72,329	72,329	113,557	18,066	95,491
May-50			137,887	87,826	87,826	137,887	27,282	110,606
Jun-50			530,394	337,831	337,831	530,394	84,275	446,119
Jul-50			35,685	22,729	22,729	35,685	3,276	32,409
Aug-50			7,061	4,498	4,498	7,061	817	6,244
Sep-50			13,971	8,899	8,899	13,971	2,943	11,027
Oct-50			8,085	5,150	5,150	8,085	2,173	5,912
Nov-50			6,200	3,949	3,949	6,200	856	5,344
Dec-50			6,905	4,398	4,398	6,905	1,932	4,972
Jan-51			10,019	6,381	6,381	10,019	2,582	7,437
Feb-51			17,609	11,216	11,216	17,609	4,194	13,416
Mar-51			30,557	19,463	19,463	30,557	6,963	23,595
Apr-51			18,179	11,579	11,579	18,179	4,229	13,950
May-51			7,672	4,886	4,886	7,672	1,938	5,734
Jun-51			7,270	4,630	4,630	7,270	679	6,590
Jul-51			4,241	2,702	2,702	4,241	465	3,776
Aug-51			3,137	1,998	1,998	3,137	356	2,782
Sep-51			17,316	11,030	11,030	17,316	621	16,696
Oct-51			4,630	2,949	2,949	4,630	480	4,150
Nov-51			5,603	3,569	3,569	5,603	597	5,006
Dec-51			10,360	6,598	6,598	10,360	2,350	8,010
Jan-52			8,601	5,479	5,479	8,601	2,217	6,384
Feb-52			53,267	33,928	33,928	53,267	8,735	44,532
Mar-52			31,590	20,121	20,121	31,590	8,406	23,184
Apr-52			256,676	163,488	163,488	256,676	39,263	217,413
May-52			94,402	60,129	60,129	94,402	15,183	79,219
Jun-52			21,563	13,734	13,734	21,563	4,412	17,151
Jul-52			7,783	4,958	4,958	7,783	1,770	6,013
Aug-52			4,126	2,628	2,628	4,126	383	3,743
Sep-52			3,906	2,488	2,488	3,906	290	3,616
Oct-52			2,711	1,727	1,727	2,711	264	2,447
Nov-52			7,848	4,999	4,999	7,848	629	7,219
Dec-52			28,273	18,008	18,008	28,273	4,011	24,262
Jan-53			26,311	16,759	16,759	26,311	7,021	19,290
Feb-53			68,593	43,690	43,690	68,593	13,794	54,799
Mar-53			25,895	16,494	16,494	25,895	7,168	18,727
Apr-53			84,497	53,820	53,820	84,497	11,949	72,549
May-53			534,308	340,324	340,324	534,308	84,231	450,077
Jun-53			10,730	6,834	6,834	10,730	2,548	8,182
Jul-53			8,679	5,528	5,528	8,679	2,261	6,418
Aug-53			9,241	5,886	5,886	9,241	1,870	7,371
Sep-53			19,070	12,146	12,146	19,070	3,541	15,529
Oct-53			8,966	5,711	5,711	8,966	1,785	7,181
Nov-53			27,780	17,694	17,694	27,780	4,867	22,914
Dec-53			128,295	81,717	81,717	128,295	27,623	100,673
Jan-54			53,144	33,849	33,849	53,144	9,532	43,611
Feb-54			21,601	13,758	13,758	21,601	4,582	17,018
Mar-54	0		10,046	6,399	6,399	10,046	2,758	7,288
Apr-54	0	7,382	11,616	7,399	7,399	11,616	2,867	8,750
May-54	0	17,012	22,575	14,379	14,379	22,575	6,301	16,274
Jun-54	0	(3,356)	4,118	2,623	2,623	4,118	541	3,577
Jul-54	0	97,395	43,419	27,655	27,655	43,419	2,082	41,337
Aug-54	4,166	41,013	11,374	7,244	7,244	11,374	2,138	9,236
Sep-54	0	(5,752)	2,392	1,524	1,524	2,392	256	2,136
Oct-54	0	14,105	23,458	14,942	14,942	23,458	4,175	19,283
Nov-54	134	1,250	26,975	17,181	17,181	26,975	7,083	19,891
Dec-54	3	(1,777)	16,056	10,227	10,227	16,056	3,120	12,936
Jan-55	3,306	641	37,256	23,731	23,731	37,258	8,056	29,202
Feb-55	196,590	194,435	211,447	134,679	134,679	211,447	39,330	172,117

(1)	(2)	(3)	(4)	(5)	(6)	(7)	(8)	(9)	(10)	(11)
Date	Flow at H-10 AF	Natural Flow at H10	Lake Houston Data							
			Storage	Diversions TNRCC	USGS Diversions	Elevation	Area	Precip.	Evap.	Inflow
Mar-55	4,953	4,953	152000	2,255		44.00	12,182	0.93	1.93	(7,785)
Apr-55	18,260	18,260	159500	2,256		44.60	12,574	3.51	3.36	7,343
May-55	4,033	4,033	158200	2,255		44.49	12,502	3.54	5.21	440
Jun-55	1,723	1,723	147300	2,255		43.60	11,921	1.56	6.63	(5,863)
Jul-55	1,332	1,332	140200	2,255		43.00	11,530	2.01	6.66	(2,632)
Aug-55	2,738	2,738	143700	2,256		43.29	11,719	10.10	5.73	(768)
Sep-55	1,087	1,087	141400	2,255		43.10	11,595	5.34	5.46	(2,184)
Oct-55	859	859	132400	2,255		42.29	11,066	0.63	3.32	(6,519)
Nov-55	754	754	124900	2,255		41.60	10,616	1.06	1.66	(6,969)
Dec-55	1,320	1,320	124900	2,255		41.60	10,616	1.60	0.86	(655)
Jan-56	2,713	2,713	132400	1,910		42.29	11,066	3.96	0.64	4,438
Feb-56	14,991	14,991	157000	1,851		44.40	12,443	2.42	0.85	22,972
Mar-56	6,113	6,113	157000	1,639		44.40	12,443	0.78	1.93	1,192
Apr-56	16,056	16,056	155800	1,999		44.30	12,378	1.84	3.36	368
May-56	2,240	2,240	146100	3,395		43.50	11,856	3.32	5.21	(7,833)
Jun-56	1,978	1,978	140200	3,309		43.00	11,530	4.07	6.63	(3,440)
Jul-56	780	780	121800	4,404		41.30	10,420	0.38	6.66	(12,947)
Aug-56	488	488	106600	4,150		39.80	9,491	0.38	5.73	(10,968)
Sep-56	488	488	95400	2,235		38.60	9,008	1.88	5.46	(8,513)
Oct-56	500	500	87450	1,844		37.70	8,645	2.66	3.32	(7,475)
Nov-56	772	772	81500	1,582		37.00	8,362	1.52	1.66	(5,852)
Dec-56	2,050	2,050	86600	1,717		37.60	8,604	5.11	0.86	2,053
Jan-57	1,344	1,344	84050	1,681		37.30	8,483	0.91	0.64	(2,741)
Feb-57	3,216	3,216	87450	1,436		37.70	8,645	2.46	0.85	2,240
Mar-57	19,065	19,065	160800	1,567		44.70	12,639	11.42	1.93	63,354
Apr-57	99,257	99,257	182000	1,463		46.20	13,889	8.07	3.36	15,748
May-57	77,462	77,462	168500	1,912		45.30	13,099	1.87	5.21	(9,854)
Jun-57	19,014	19,014	160800	2,162		44.70	12,639	3.96	6.63	(4,888)
Jul-57	1,577	1,577	152000	3,257		44.00	12,182	0.84	6.66	(2,892)
Aug-57	608	608	140200	2,994		43.00	11,530	3.23	5.73	(9,398)
Sep-57	1,538	1,538	162000	2,389		44.80	12,704	8.29	5.46	18,804
Oct-57	53,450	53,450	160800	1,769		44.70	12,639	11.53	3.32	(9,847)
Nov-57	138,818	138,818	164500	1,694		45.00	12,835	6.70	1.66	(1,691)
Dec-57	36,300	36,300	168500	1,781		45.30	13,099	1.83	0.86	2,941
Jan-58	111,712	111,712	168500	1,790		45.30	13,099	4.69	0.64	(4,421)
Feb-58	52,461	52,461	167200	1,494		45.20	13,011	3.59	0.85	(4,271)
Mar-58	11,196	11,196	159500	1,481		44.60	12,574	1.47	1.93	(7,218)
Apr-58	18,699	18,699	163200	1,839		44.89	12,763	2.58	3.36	4,530
May-58	61,018	61,018	159500	2,788		44.60	12,574	2.40	5.21	(756)
Jun-58	1,461	1,461	148500	3,184		43.70	11,987	0.47	6.63	(4,847)
Jul-58	829	829	133500	3,320		42.39	11,132	6.04	6.66	(14,425)
Aug-58	554	554	126000	2,845		41.70	10,681	3.16	5.73	(5,212)
Sep-58	9,272	9,272	162000	2,097		44.80	12,704	15.40	5.46	25,476
Oct-58	13,375	13,375	159500	1,953		44.60	12,574	2.03	3.32	(1,148)
Nov-58	3,903	3,903	157000	1,720		44.40	12,443	1.32	1.66	(2,147)
Dec-58	2,866	2,866	153200	1,888		44.09	12,241	0.78	0.86	(3,718)
Jan-59	5,107	5,107	154500	2,040		44.20	12,313	2.70	0.64	(814)
Feb-59	38,288	38,288	163200	1,652		44.89	12,763	11.33	0.85	(2,447)
Mar-59	8,741	8,741	158200	1,833		44.49	12,502	1.58	1.93	(4,635)
Apr-59	209,563	209,563	162000	2,272		44.80	12,704	7.76	3.36	(858)
May-59	29,561	29,561	162000	3,378		44.80	12,704	6.20	5.21	(1,048)
Jun-59	11,518	11,518	163200	3,652		44.89	12,763	2.78	6.63	5,295
Jul-59	3,486	3,486	163200	2,595		44.89	12,763	9.67	6.66	(3,201)
Aug-59	3,640	3,640	162000	2,987		44.80	12,704	8.45	5.73	(4,080)
Sep-59	1,669	1,669	160800	2,423		44.70	12,639	4.76	5.46	(463)
Oct-59	9,655	9,655	160600	2,053		44.68	12,626	5.76	3.32	(2,767)
Nov-59	16,210	16,210	158800	2,057		44.54	12,535	1.90	1.66	(2,051)
Dec-59	45,495	45,495	164000	2,131		44.96	12,809	5.34	0.86	418
Jan-60	42,186	42,186	162100	2,029		44.80	12,704	2.05	0.64	(3,393)
Feb-60	64,717	64,717	169200	2,016		45.35	13,143	3.93	0.85	3,727
Mar-60	15,038	15,038	160800	2,142		44.70	12,639	0.38	1.93	(6,767)
Apr-60	9,926	9,926	169200	2,914		45.35	13,143	1.42	3.36	10,525
May-60	30,015	30,015	155600	3,823		44.28	12,365	0.90	5.21	(9,159)
Jun-60	121,532	121,532	178500	3,499		46.04	13,749	14.66	6.63	13,700

(1)	(12)	(13)	(14)	(15)	(16)	(17)	(18)	(19)
Date	Daily Spill	LH Inflow Using Balance	Use F&N Correl Inflow	Sum of 4 Gages(af)	Naturalized Sum of 4 Gages(af)	Naturalized LH Inflow Using F&N	Natural Conroe Inflow	Final LH Gain
Mar-55	231	(7,554)	12,720	8,102	8,102	12,720	3,282	9,438
Apr-55	3,982	11,325	37,356	23,794	23,794	37,356	9,655	27,701
May-55	101	541	10,724	6,831	6,831	10,724	2,841	7,884
Jun-55	0	(5,863)	5,693	3,626	3,626	5,693	853	4,841
Jul-55	0	(2,632)	5,476	3,488	3,488	5,476	659	4,817
Aug-55	0	(768)	8,936	5,692	5,692	8,936	2,220	6,716
Sep-55	0	(2,184)	5,886	3,749	3,749	5,886	538	5,348
Oct-55	0	(6,519)	3,195	2,035	2,035	3,195	425	2,770
Nov-55	0	(6,969)	2,609	1,662	1,662	2,609	373	2,235
Dec-55	0	(655)	4,259	2,712	2,712	4,259	653	3,605
Jan-56	0	4,438	11,184	7,124	7,124	11,184	2,209	8,976
Feb-56	191	23,163	40,462	25,772	25,772	40,462	8,089	32,372
Mar-56	33	1,225	13,109	8,350	8,350	13,109	3,837	9,272
Apr-56	3,251	3,619	29,871	19,026	19,026	29,871	8,600	21,271
May-56	0	(7,833)	5,798	3,693	3,693	5,798	1,982	3,816
Jun-56	0	(3,440)	5,913	3,766	3,766	5,913	1,856	4,057
Jul-56	0	(12,947)	2,937	1,871	1,871	2,937	386	2,551
Aug-56	0	(10,968)	1,670	1,064	1,064	1,670	242	1,429
Sep-56	0	(8,513)	1,820	1,159	1,159	1,820	242	1,578
Oct-56	0	(7,475)	1,696	1,080	1,080	1,696	247	1,449
Nov-56	0	(5,852)	2,454	1,563	1,563	2,454	382	2,072
Dec-56	0	2,053	5,795	3,691	3,691	5,795	1,891	3,904
Jan-57	0	(2,741)	3,652	2,326	2,326	3,652	666	2,986
Feb-57	0	2,240	8,594	5,474	5,474	8,594	2,450	6,144
Mar-57	17	63,371	59,248	37,737	37,737	59,248	10,041	49,207
Apr-57	158,786	174,535	194,851	124,109	124,109	194,851	48,453	146,397
May-57	394,119	384,265	179,760	114,510	114,510	179,780	38,013	141,767
Jun-57	31,967	27,080	46,708	29,750	29,750	46,708	10,017	36,691
Jul-57	91	(2,801)	4,801	3,058	3,058	4,801	781	4,020
Aug-57	0	(9,398)	2,636	1,679	1,679	2,636	301	2,335
Sep-57	5,179	23,983	9,592	6,109	6,109	9,592	762	8,830
Oct-57	271,300	261,452	172,672	109,982	109,982	172,672	26,511	146,160
Nov-57	381,197	379,507	323,155	205,832	205,832	323,155	67,403	255,753
Dec-57	26,107	29,048	80,829	51,484	51,484	80,829	18,297	62,532
Jan-58	478,797	474,376	348,386	221,902	221,902	348,386	54,419	293,967
Feb-58	121,365	117,094	156,625	99,761	99,761	156,625	26,038	130,587
Mar-58	5,470	(1,748)	29,373	18,709	18,709	29,373	6,272	23,101
Apr-58	5,805	10,335	40,206	25,609	25,609	40,206	9,866	30,340
May-58	104,065	103,309	127,234	81,041	81,041	127,234	30,137	97,097
Jun-58	33	(4,813)	5,141	3,274	3,274	5,141	723	4,417
Jul-58	0	(14,425)	2,995	1,907	1,907	2,995	410	2,584
Aug-58	0	(5,212)	2,485	1,583	1,583	2,485	274	2,211
Sep-58	94	25,571	31,827	20,272	20,272	31,827	5,350	26,477
Oct-58	5,592	4,444	30,301	19,300	19,300	30,301	7,315	22,986
Nov-58	303	(1,844)	10,513	6,696	6,696	10,513	2,778	7,735
Dec-58	0	(3,718)	7,471	4,759	4,759	7,471	2,282	5,189
Jan-59	0	(814)	11,223	7,148	7,148	11,223	3,355	7,868
Feb-59	76,247	73,800	100,382	63,938	63,938	100,382	19,249	81,134
Mar-59	1,067	(3,568)	19,530	12,439	12,439	19,530	5,096	14,434
Apr-59	691,841	690,982	563,482	358,906	358,906	563,482	101,290	462,192
May-59	76,718	75,670	126,191	80,377	80,377	126,191	15,069	111,123
Jun-59	13,677	18,972	45,713	29,116	29,116	45,713	6,426	39,287
Jul-59	88,128	84,927	18,094	11,525	11,525	18,094	2,579	15,515
Aug-59	16,047	11,967	20,624	13,137	13,137	20,624	2,652	17,972
Sep-59	504	41	7,857	5,005	5,005	7,857	826	7,031
Oct-59	17,449	14,682	27,449	17,483	17,483	27,449	5,534	21,915
Nov-59	8,111	6,060	44,007	28,030	28,030	44,007	8,674	35,333
Dec-59	162,612	163,030	112,116	71,412	71,412	112,116	22,701	89,415
Jan-60	111,887	108,494	132,513	84,403	84,403	132,513	21,116	111,397
Feb-60	225,434	229,161	210,433	134,033	134,033	210,433	31,908	178,524
Mar-60	17,118	10,350	38,908	24,782	24,782	38,908	8,112	30,795
Apr-60	11,185	21,709	30,718	19,566	19,566	30,718	5,663	25,055
May-60	80,314	71,155	79,208	50,451	50,451	79,208	15,286	63,922
Jun-60	493,725	507,425	433,035	275,818	275,818	433,035	59,123	373,912

(1)	(2)	(3)	(4)	(5)	(6)	(7)	(8)	(9)	(10)	(11)
Date	Flow at H-10 AF	Natural Flow at H10	Lake Houston Data							
			Storage	Diversions TNRCC	USGS Diversions	Elevation	Area	Precip.	Evap.	Inflow
Jul-60	59,993	59,993	161400	3,341		44.75	12,672	2.34	6.66	(12,538)
Aug-60	39,320	39,320	167200	2,811		45.20	13,011	7.42	5.73	3,968
Sep-60	7,568	7,568	160100	2,517		44.64	12,600	0.61	5.46	(2,007)
Oct-60	76,602	76,602	182900	2,213		46.30	13,977	7.32	3.32	18,141
Nov-60	140,125	140,125	163800	1,844		44.94	12,796	3.69	1.66	(21,265)
Dec-60	115,701	115,701	177500	1,830		45.97	13,687	8.97	0.86	4,450
Jan-61	156,765	156,765	163200	2,010		44.89	12,763	4.44	0.64	(18,342)
Feb-61	145,990	145,990	164500	1,806		45.00	12,835	3.88	0.85	(1,941)
Mar-61	16,499	16,499	160200	1,989		44.65	12,607	1.84	1.93	(4,205)
Apr-61	20,101	20,101	161600	2,452		44.76	12,678	2.42	3.36	2,393
May-61	4,628	4,628	157200	3,604		44.41	12,450	3.59	5.21	(2,719)
Jun-61	18,563	18,563	162400	2,815		44.83	12,724	11.11	6.63	450
Jul-61	52,247	52,247	162100	2,911		44.80	12,704	10.07	6.66	(3,910)
Aug-61	3,229	3,229	161400	3,487		44.75	12,672	4.17	5.73	947
Sep-61	92,664	92,664	162000	2,053		44.80	12,704	7.89	5.46	(1,973)
Oct-61	3,425	3,425	101600	2,089	69,650	39.20	9,249	0.05	3.32	11,770
Nov-61	7,128	7,128	158500	1,685	9,030	44.52	12,522	10.20	1.66	57,019
Dec-61	17,002	17,002	157600	1,868	9,020	44.44	12,470	3.31	0.86	5,574
Jan-62	29,524	29,524	164200	2,030	10,290	44.97	12,815	1.73	0.64	15,726
Feb-62	14,823	14,823	157100	1,763	9,850	44.40	12,443	0.71	0.85	2,895
Mar-62	8,593	8,593	157100	1,974	9,380	44.40	12,443	0.94	1.93	10,407
Apr-62	11,999	11,999	166400	2,682	10,300	45.14	12,958	4.81	3.36	18,034
May-62	9,514	9,514	154500	3,597	11,580	44.20	12,313	1.15	5.21	3,846
Jun-62	5,536	5,536	157400	3,016	10,610	44.43	12,463	7.40	6.63	12,710
Jul-62	1,768	1,768	146300	3,590	12,420	43.51	11,863	0.07	6.66	7,835
Aug-62	1,123	1,123	131500	3,321	13,130	42.21	11,014	2.77	5.73	1,047
Sep-62	2,833	2,833	131300	2,673	10,970	42.19	11,001	3.97	5.46	12,136
Oct-62	1,713	1,713	129200	2,311	9,730	42.00	10,877	3.12	3.32	7,811
Nov-62	5,370	5,370	161600	1,956	8,660	44.76	12,678	5.68	1.66	36,813
Dec-62	58,741	58,741	171400	1,897	9,250	45.51	13,283	4.78	0.86	14,711
Jan-63	40,634	40,634	159000	2,166	9,540	44.56	12,548	3.09	0.64	(5,422)
Feb-63	30,093	30,093	161000	1,887	8,220	44.72	12,652	2.60	0.85	8,375
Mar-63	10,680	10,680	157900	1,978	8,980	44.47	12,489	0.55	1.93	7,316
Apr-63	19,543	19,543	155400	3,110	12,200	44.27	12,359	0.92	3.36	12,213
May-63	4,726	4,726	151100	4,157	13,920	43.92	12,130	0.62	5.21	14,260
Jun-63	1,824	1,824	143500	3,908	13,310	43.27	11,706	7.79	6.63	4,578
Jul-63	4,837	4,837	140800	3,695	13,160	43.05	11,562	2.08	6.66	14,873
Aug-63	1,424	1,424	126000	4,212	13,970	41.70	10,681	1.85	5.73	2,624
Sep-63	885	885	118900	2,770	11,410	41.02	10,238	1.94	5.46	7,313
Oct-63	822	822	110600	2,604	11,150	40.20	9,703	0.30	3.32	5,292
Nov-63	4,122	4,122	116800	2,106	9,320	40.82	10,107	5.72	1.66	12,100
Dec-63	13,626	13,626	149300	2,240	9,730	43.77	12,032	4.83	0.86	38,249
Jan-64	17,616	17,616	160400	2,246	9,760	44.67	12,620	2.89	0.64	18,494
Feb-64	25,059	25,059	161400	1,924	8,690	44.75	12,672	4.97	0.85	5,339
Mar-64	48,490	48,490	159100	2,074	10,170	44.56	12,548	2.24	1.93	7,546
Apr-64	35,878	35,878	166100	2,642	10,520	45.12	12,940	1.63	3.36	19,386
May-64	12,767	12,767	166100	3,883	12,390	45.12	12,940	2.25	5.21	15,582
Jun-64	12,058	12,058	156000	4,230	13,440	44.32	12,391	1.89	6.63	8,235
Jul-64	1,485	1,485	141900	4,241	14,050	43.14	11,621	1.68	6.66	4,773
Aug-64	1,099	1,099	133500	3,493	12,680	42.39	11,132	2.61	5.73	7,174
Sep-64	3,018	3,018	130800	2,606	10,920	42.15	10,975	6.76	5.46	7,031
Oct-64	3,953	3,953	124300	2,385	9,720	41.54	10,577	2.35	3.32	4,075
Nov-64	26,552	26,552	150700	2,295	9,440	43.88	12,104	4.28	1.66	33,197
Dec-64	17,248	17,248	157200	2,442	9,470	44.41	12,450	5.57	0.86	11,083
Jan-65	69,605	69,605	158600	2,445	9,480	44.52	12,522	1.87	0.64	9,597
Feb-65	103,368	103,368	152800	2,120	9,050	44.06	12,222	3.27	0.85	785
Mar-65	14,731	14,731	157200	2,623	11,260	44.41	12,450	0.81	1.93	16,822
Apr-65	10,989	10,989	154900	3,449	11,700	44.23	12,332	0.95	3.36	11,877
May-65	15,406	15,406	164900	4,043	12,720	45.03	12,861	6.53	5.21	21,305
Jun-65	17,701	17,701	153900	3,998	12,390	44.15	12,280	3.08	6.63	5,023
Jul-65	1,283	1,283	141000	3,865	13,070	43.06	11,569	1.57	6.66	5,077
Aug-65	933	933	128600	3,352	12,520	41.95	10,845	2.29	5.73	3,229
Sep-65	374	374	123800	3,485	12,520	41.49	10,544	3.56	5.46	9,390
Oct-65	1,657	1,657	108300	2,502	10,140	41.03	9,983	3.09	3.32	(5,169)

(1)	(12)	(13)	(14)	(15)	(16)	(17)	(18)	(19)
Date	Daily Spill	LH Inflow Using Balance	Use F&N Correl Inflow	Sum of 4 Gages(af)	Naturalized Sum of 4 Gages(af)	Naturalized LH Inflow Using F&N	Natural Conroe Inflow	Final LH Gain
	Jul-60	150,296	137,758	189,334	120,595	120,595	189,334	29,646
Aug-60	76,610	80,578	108,790	69,293	69,293	108,790	19,743	89,046
Sep-60	13,679	11,671	29,989	19,101	19,101	29,989	4,534	25,455
Oct-60	262,895	281,035	219,816	140,010	140,010	219,816	37,601	182,214
Nov-60	432,376	411,111	382,716	243,768	243,768	382,716	68,029	314,687
Dec-60	406,328	410,778	324,274	206,544	206,544	324,274	56,330	267,944
Jan-61	664,622	646,280	409,074	260,557	260,557	409,074	75,999	333,075
Feb-61	571,493	569,552	505,362	321,887	321,887	505,362	70,838	434,524
Mar-61	39,892	35,687	44,879	28,585	28,585	44,879	8,812	36,067
Apr-61	24,742	27,135	53,381	34,000	34,000	53,381	10,537	42,843
May-61	221	(2,498)	13,568	8,642	8,642	13,568	3,126	10,442
Jun-61	253,576	254,026	136,352	86,848	86,848	136,352	9,800	126,551
Jul-61	228,258	224,348	165,165	105,201	105,201	165,165	25,935	139,230
Aug-61	1,656	2,603	14,227	9,062	9,062	14,227	2,455	11,771
Sep-61	666,893	664,920	356,973	227,372	227,372	356,973	45,295	311,678
Oct-61	22	11,793	13,106	8,348	8,348	13,106	2,550	10,557
Nov-61	53	57,071	25,401	16,179	16,179	25,401	4,323	21,078
Dec-61	5,679	11,253	37,675	23,997	23,997	37,675	9,053	28,622
Jan-62	6,503	22,229	58,299	37,133	37,133	58,299	15,051	43,248
Feb-62	931	3,826	36,822	23,454	23,454	36,822	8,009	28,813
Mar-62	170	10,576	22,283	14,193	14,193	22,283	5,025	17,258
Apr-62	9,885	27,920	33,638	21,425	21,425	33,638	6,656	26,981
May-62	51,359	55,205	21,373	13,613	13,613	21,373	5,466	15,907
Jun-62	976	13,686	18,577	11,833	11,833	18,577	3,561	15,016
Jul-62	31	7,865	8,701	5,542	5,542	8,701	1,756	6,945
Aug-62	0	1,047	4,490	2,860	2,860	4,490	556	3,934
Sep-62	0	12,136	10,047	6,399	6,399	10,047	2,266	7,781
Oct-62	0	7,811	5,966	3,800	3,800	5,966	848	5,119
Nov-62	31	36,844	31,202	19,874	19,874	31,202	3,481	27,721
Dec-62	45,153	59,864	129,366	82,399	82,399	129,366	29,046	100,321
Jan-63	27,009	21,588	88,336	56,265	56,265	88,336	20,372	67,963
Feb-63	37,194	45,569	92,231	58,746	58,746	92,231	15,324	76,908
Mar-63	299	7,615	27,942	17,798	17,798	27,942	6,025	21,918
Apr-63	1,408	13,621	37,334	23,780	23,780	37,334	10,270	27,064
May-63	0	14,260	14,047	8,947	8,947	14,047	3,173	10,874
Jun-63	0	4,578	8,000	5,095	5,095	8,000	1,782	6,217
Jul-63	0	14,873	14,435	9,194	9,194	14,435	3,226	11,209
Aug-63	0	2,624	4,836	3,080	3,080	4,836	705	4,131
Sep-63	0	7,313	3,789	2,414	2,414	3,789	438	3,351
Oct-63	0	5,292	3,328	2,120	2,120	3,328	407	2,921
Nov-63	0	12,100	14,082	8,969	8,969	14,082	2,884	11,198
Dec-63	0	38,249	33,448	21,305	21,305	33,448	7,436	26,012
Jan-64	285	18,779	37,069	23,611	23,611	37,069	9,347	27,722
Feb-64	4,365	9,704	64,413	41,027	41,027	64,413	12,912	51,501
Mar-64	77,456	85,002	129,376	82,405	82,405	129,376	24,136	105,240
Apr-64	28,895	48,281	91,103	58,028	58,028	91,103	18,094	73,009
May-64	9,264	24,846	40,263	25,645	25,645	40,263	7,024	33,239
Jun-64	3,018	11,253	31,913	20,327	20,327	31,913	6,685	25,228
Jul-64	0	4,773	5,094	3,245	3,245	5,094	735	4,359
Aug-64	0	7,174	4,241	2,702	2,702	4,241	544	3,697
Sep-64	0	7,031	9,402	5,989	5,989	9,402	2,354	7,048
Oct-64	0	4,075	9,639	6,140	6,140	9,639	2,802	6,837
Nov-64	0	33,197	50,338	32,063	32,063	50,338	13,627	36,711
Dec-64	109	11,193	35,249	22,452	22,452	35,249	9,171	26,078
Jan-65	35,304	44,900	118,590	75,535	75,535	118,590	34,250	84,340
Feb-65	94,547	95,332	228,422	145,492	145,492	228,422	50,422	178,000
Mar-65	159	16,981	31,046	19,775	19,775	31,046	7,965	23,081
Apr-65	191	12,068	23,009	14,655	14,655	23,009	6,173	16,836
May-65	6,907	28,212	52,319	33,324	33,324	52,319	8,289	44,030
Jun-65	4,269	9,291	44,424	28,295	28,295	44,424	9,388	35,036
Jul-65	0	5,077	5,243	3,340	3,340	5,243	635	4,608
Aug-65	0	3,229	4,403	2,804	2,804	4,403	462	3,941
Sep-65	0	9,390	6,227	3,966	3,966	6,227	185	6,042
Oct-65	0	(5,169)	7,092	4,517	4,517	7,092	821	6,272

(1)	(2)	(3)	(4)	(5)	(6)	(7)	(8)	(9)	(10)	(11)
Date	Flow at H-10 AF	Natural Flow at H10	Lake Houston Data							
			Storage	Diversions TNRCC	USGS Diversions	Elevation	Area	Precip.	Evap.	Inflow
Nov-65	3,564	3,564	119200	2,407	9,850	42.09	10,662	4.82	1.66	17,942
Dec-65	35,846	35,846	148100	2,345	9,960	44.60	12,304	6.15	0.86	33,436
Jan-66	27,437	27,437	151400	2,496	10,670	44.87	12,491	4.46	0.64	9,994
Feb-66	65,947	65,947	151700	2,093	8,880	44.90	12,512	7.75	0.85	1,986
Mar-66	19,826	19,826	151100	2,255	10,460	44.85	12,477	2.20	1.93	9,579
Apr-66	79,358	79,358	154600	2,570	10,570	45.13	12,678	7.98	3.36	9,189
May-66	69,053	69,053	149700	2,733	11,020	44.73	12,393	11.21	5.21	(77)
Jun-66	3,202	3,202	145400	4,162	13,310	44.38	12,157	4.42	6.63	11,249
Jul-66	1,228	1,228	136000	4,238	14,330	43.59	11,635	1.45	6.66	9,982
Aug-66	1,492	1,492	143700	3,321	12,650	44.24	12,064	7.11	5.73	18,963
Sep-66	3,154	3,154	143900	2,693	11,680	44.26	12,078	4.01	5.46	13,339
Oct-66	3,247	3,247	145300	2,322	10,390	44.37	12,150	5.45	3.32	9,633
Nov-66	1,509	1,509	136500	2,234	9,610	43.63	11,662	1.56	1.66	907
Dec-66	2,302	2,302	133300	2,368	11,040	43.36	11,485	1.53	0.86	7,199
Jan-67	2,965	2,965	135400	2,270	10,800	43.54	11,602	2.41	0.64	11,189
Feb-67	2,981	2,981	134800	2,167	9,230	43.49	11,570	2.17	0.85	7,357
Mar-67	2,854	2,854	131700	2,801	12,210	43.22	11,394	1.83	1.93	9,205
Apr-67	11,524	11,524	143700	3,896	12,240	44.24	12,064	4.42	3.36	23,174
May-67	3,689	3,689	140400	3,842	13,710	43.97	11,886	2.54	5.21	13,055
Jun-67	8,910	8,910	136200	4,243	13,830	43.61	11,649	0.17	6.63	15,901
Jul-67	816	816	128300	3,281	13,180	42.92	11,199	7.77	6.66	4,244
Aug-67	945	945	116600	3,565	13,590	41.84	10,502	1.60	5.73	5,504
Sep-67	13,721	13,721	132000	2,704	11,230	43.25	11,414	4.84	5.46	27,220
Oct-67	1,455	1,455	128100	2,559	11,440	42.90	11,186	3.18	3.32	7,671
Nov-67	1,503	1,503	120700	2,499	10,910	42.22	10,745	0.50	1.66	4,549
Dec-67	7,611	7,611	130300	2,512	11,080	43.10	11,316	5.02	0.86	16,757
Jan-68	81,758	81,758	148600	2,510	11,300	44.64	12,331	8.02	0.64	22,016
Feb-68	5,526	5,526	142500	2,414	10,330	44.14	11,998	1.99	0.85	3,090
Mar-68	19,580	19,580	148200	2,451	12,000	44.61	12,311	2.92	1.93	16,684
Apr-68	64,924	64,924	147700	3,348	12,860	44.57	12,284	3.02	3.36	12,708
May-68	111,957	111,957	152200	3,958	12,590	44.94	12,541	13.24	5.21	8,698
Jun-68	183,308	183,308	157800	3,475	12,050	45.37	12,856	11.18	6.63	12,776
Jul-68	12,767	12,767	147200	4,198	13,690	44.53	12,256	6.49	6.66	3,264
Aug-68	1,651	1,651	138100	3,712	13,630	43.77	11,754	2.90	5.73	7,302
Sep-68	3,528	3,528	144800	2,806	11,840	44.33	12,124	3.87	5.46	20,146
Oct-68	16,266	16,266	144800	2,597	12,100	44.33	12,124	3.91	3.32	11,504
Nov-68	16,632	16,632	152200	2,389	11,290	44.94	12,541	2.71	1.66	17,593
Dec-68	86,853	86,853	149400	2,261	11,710	44.71	12,379	1.19	0.86	8,570
Jan-69	8,777	8,777	148000	2,509	12,240	44.59	12,297	2.74	0.64	8,688
Feb-69	93,132	93,132	152200	2,323	10,990	44.94	12,541	5.31	0.85	10,529
Mar-69	104,223	104,223	150200	2,556	13,030	44.77	12,421	3.18	1.93	9,736
Apr-69	71,280	71,280	151200	3,202	13,390	44.86	12,484	3.34	3.36	14,411
May-69	90,781	90,781	148000	3,773	13,870	44.59	12,297	4.73	5.21	11,162
Jun-69	3,166	3,166	137500	4,804	15,380	43.72	11,721	1.51	6.63	9,881
Jul-69	1,136	1,136	121700	5,038	16,100	42.32	10,809	3.89	6.66	2,795
Aug-69	657	657	104000	4,062	16,080	40.59	9,706	2.67	5.73	855
Sep-69	1,818	1,818	97520	2,982	14,160	39.90	9,271	6.08	5.46	7,201
Oct-69	841	841	87000	2,932	14,450	38.70	8,529	3.30	3.32	3,944
Nov-69	1,271	1,271	85050	2,660	13,570	38.50	8,407	2.13	1.66	11,291
Dec-69	2,234	2,234	95950	2,697	13,120	39.70	9,146	4.38	0.86	21,337
Jan-70	3,216	3,216	100900	3,066	14,210	40.27	9,504	1.93	0.64	18,138
Feb-70	3,362	3,362	108000	2,508	12,120	41.00	9,964	2.52	0.85	17,833
Mar-70	37,074	37,074	147800	2,605	13,800	44.58	12,290	5.08	1.93	50,374
Apr-70	25,661	25,661	148300	3,404	14,650	44.62	12,318	2.21	3.36	16,330
May-70	5,101	5,101	155900	3,851	14,820	45.23	12,752	14.39	5.21	12,665
Jun-70	2,281	2,281	137200	4,268	15,870	43.69	11,701	0.26	6.63	3,381
Jul-70	890	890	124500	4,445	17,250	42.57	10,972	2.28	6.66	8,555
Aug-70	681	681	105300	3,887	16,300	40.73	9,794	2.03	5.73	120
Sep-70	1,402	1,402	102600	3,017	14,060	40.45	9,618	6.22	5.46	10,751
Oct-70	6,353	6,353	150200	2,848	14,925	44.77	12,421	9.09	3.32	56,553
Nov-70	1,550	1,550	138000	2,603	14,305	43.76	11,748	1.54	1.66	2,222
Dec-70	1,418	1,418	128500	2,690	12,885	42.94	11,212	0.64	0.86	3,591
Jan-71	1,209	1,209	118500	2,661	14,205	42.02	10,617	0.36	0.64	4,453
Feb-71	1,259	1,259	110500	2,357	12,525	41.25	10,124	2.11	0.85	3,462

(1)	(2)	(3)	(4)	(5)	(6)	(7)	(8)	(9)	(10)	(11)
Date	Flow at H-10 AF	Natural Flow at H10	Lake Houston Data							
			Storage	Diversions TNRCC	USGS Diversions	Elevation	Area	Precip.	Evap.	Inflow
Nov-65	3,564	3,564	119200	2,407	9,850	42.09	10,662	4.82	1.66	17,942
Dec-65	35,846	35,846	148100	2,345	9,960	44.60	12,304	6.15	0.86	33,436
Jan-66	27,437	27,437	151400	2,496	10,670	44.87	12,491	4.46	0.64	9,994
Feb-66	65,947	65,947	151700	2,093	8,880	44.90	12,512	7.75	0.85	1,986
Mar-66	19,826	19,826	151100	2,255	10,460	44.85	12,477	2.20	1.93	9,579
Apr-66	79,358	79,358	154600	2,570	10,570	45.13	12,678	7.98	3.36	9,189
May-66	69,053	69,053	149700	2,733	11,020	44.73	12,393	11.21	5.21	(77)
Jun-66	3,202	3,202	145400	4,162	13,310	44.38	12,157	4.42	6.63	11,249
Jul-66	1,228	1,228	136000	4,238	14,330	43.59	11,635	1.45	6.66	9,982
Aug-66	1,492	1,492	143700	3,321	12,650	44.24	12,064	7.11	5.73	18,963
Sep-66	3,154	3,154	143900	2,693	11,680	44.26	12,078	4.01	5.46	13,339
Oct-66	3,247	3,247	145300	2,322	10,390	44.37	12,150	5.45	3.32	9,633
Nov-66	1,509	1,509	136500	2,234	9,610	43.63	11,662	1.56	1.66	907
Dec-66	2,302	2,302	133300	2,368	11,040	43.36	11,485	1.53	0.86	7,199
Jan-67	2,965	2,965	135400	2,270	10,800	43.54	11,602	2.41	0.64	11,189
Feb-67	2,981	2,981	134800	2,167	9,230	43.49	11,570	2.17	0.85	7,357
Mar-67	2,854	2,854	131700	2,801	12,210	43.22	11,394	1.83	1.93	9,205
Apr-67	11,524	11,524	143700	3,896	12,240	44.24	12,064	4.42	3.36	23,174
May-67	3,689	3,689	140400	3,842	13,710	43.97	11,886	2.54	5.21	13,055
Jun-67	8,910	8,910	136200	4,243	13,830	43.61	11,649	0.17	6.63	15,901
Jul-67	816	816	128300	3,281	13,180	42.92	11,199	7.77	6.66	4,244
Aug-67	945	945	116600	3,565	13,590	41.84	10,502	1.60	5.73	5,504
Sep-67	13,721	13,721	132000	2,704	11,230	43.25	11,414	4.84	5.46	27,220
Oct-67	1,455	1,455	128100	2,559	11,440	42.90	11,186	3.18	3.32	7,671
Nov-67	1,503	1,503	120700	2,499	10,910	42.22	10,745	0.50	1.66	4,549
Dec-67	7,611	7,611	130300	2,512	11,080	43.10	11,316	5.02	0.86	16,757
Jan-68	81,758	81,758	148600	2,510	11,300	44.64	12,331	8.02	0.64	22,016
Feb-68	5,526	5,526	142500	2,414	10,330	44.14	11,998	1.99	0.85	3,090
Mar-68	19,580	19,580	148200	2,451	12,000	44.61	12,311	2.92	1.93	16,684
Apr-68	64,924	64,924	147700	3,348	12,860	44.57	12,284	3.02	3.36	12,708
May-68	111,957	111,957	152200	3,958	12,590	44.94	12,541	13.24	5.21	8,698
Jun-68	183,308	183,308	157800	3,475	12,050	45.37	12,856	11.18	6.63	12,776
Jul-68	12,767	12,767	147200	4,198	13,690	44.53	12,256	6.49	6.66	3,264
Aug-68	1,651	1,651	138100	3,712	13,630	43.77	11,754	2.90	5.73	7,302
Sep-68	3,528	3,528	144800	2,806	11,840	44.33	12,124	3.87	5.46	20,146
Oct-68	16,266	16,266	144800	2,597	12,100	44.33	12,124	3.91	3.32	11,504
Nov-68	16,632	16,632	152200	2,389	11,290	44.94	12,541	2.71	1.66	17,593
Dec-68	86,853	86,853	149400	2,261	11,710	44.71	12,379	1.19	0.86	8,570
Jan-69	8,777	8,777	148000	2,509	12,240	44.59	12,297	2.74	0.64	8,688
Feb-69	93,132	93,132	152200	2,323	10,990	44.94	12,541	5.31	0.85	10,529
Mar-69	104,223	104,223	150200	2,556	13,030	44.77	12,421	3.18	1.93	9,736
Apr-69	71,280	71,280	151200	3,202	13,390	44.86	12,484	3.34	3.36	14,411
May-69	90,781	90,781	148000	3,773	13,870	44.59	12,297	4.73	5.21	11,162
Jun-69	3,166	3,166	137500	4,804	15,380	43.72	11,721	1.51	6.63	9,881
Jul-69	1,136	1,136	121700	5,038	16,100	42.32	10,809	3.89	6.66	2,795
Aug-69	657	657	104000	4,062	16,080	40.59	9,706	2.67	5.73	855
Sep-69	1,818	1,818	97520	2,982	14,160	39.90	9,271	6.08	5.46	7,201
Oct-69	841	841	87000	2,932	14,450	38.70	8,529	3.30	3.32	3,944
Nov-69	1,271	1,271	85050	2,660	13,570	38.50	8,407	2.13	1.66	11,291
Dec-69	2,234	2,234	95950	2,697	13,120	39.70	9,146	4.38	0.86	21,337
Jan-70	3,216	3,216	100900	3,066	14,210	40.27	9,504	1.93	0.64	18,138
Feb-70	3,362	3,362	108000	2,508	12,120	41.00	9,964	2.52	0.85	17,833
Mar-70	37,074	37,074	147800	2,605	13,800	44.58	12,290	5.08	1.93	50,374
Apr-70	25,661	25,661	148300	3,404	14,650	44.62	12,318	2.21	3.36	16,330
May-70	5,101	5,101	155900	3,851	14,820	45.23	12,752	14.39	5.21	12,665
Jun-70	2,281	2,281	137200	4,268	15,870	43.69	11,701	0.26	6.63	3,381
Jul-70	890	890	124500	4,445	17,250	42.57	10,972	2.28	6.66	8,555
Aug-70	681	681	105300	3,887	16,300	40.73	9,794	2.03	5.73	120
Sep-70	1,402	1,402	102600	3,017	14,060	40.45	9,618	6.22	5.46	10,751
Oct-70	6,353	6,353	150200	2,848	14,925	44.77	12,421	9.09	3.32	56,553
Nov-70	1,550	1,550	138000	2,603	14,305	43.76	11,748	1.54	1.66	2,222
Dec-70	1,418	1,418	128500	2,690	12,885	42.94	11,212	0.64	0.86	3,591
Jan-71	1,209	1,209	118500	2,661	14,205	42.02	10,617	0.36	0.64	4,453
Feb-71	1,259	1,259	110500	2,357	12,525	41.25	10,124	2.11	0.85	3,462

(1)	(2)	(3)	(4)	(5)	(6)	(7)	(8)	(9)	(10)	(11)
Date	Flow at H-10 AF	Natural Flow at H10	Lake Houston Data							
			Storage	Diversions TNRCC	USGS Diversions	Elevation	Area	Precip.	Evap.	Inflow
Mar-71	1,252	1,252	98730	3,534	14,805	40.04	9,359	1.21	1.93	3,597
Apr-71	2,192	2,192	89940	3,557	15,240	39.00	8,712	2.14	3.36	7,336
May-71	14,357	14,357	111700	3,662	15,425	41.36	10,194	3.41	5.21	38,714
Jun-71	1,990	1,990	96500	3,634	16,325	39.80	9,208	2.42	6.63	4,355
Jul-71	687	687	77490	3,378	16,675	37.50	7,804	1.42	6.66	1,073
Aug-71	982	982	75470	2,686	16,120	37.30	7,685	6.95	5.73	13,319
Sep-71	1,164	1,164	71400	2,706	15,085	36.70	7,332	5.17	5.46	11,192
Oct-71	1,166	1,166	64230	2,665	15,400	35.70	6,798	3.49	3.32	8,134
Nov-71	618	618	53920	2,254	15,040	34.10	6,027	1.82	1.66	4,650
Dec-71	7,673	7,673	130600	2,344	12,650	43.12	11,329	7.33	0.86	83,222
Jan-72	8,532	8,532	153400	2,485	14,200	45.03	12,606	3.30	0.64	34,206
Feb-72	7,160	7,160	146600	2,144	12,930	44.48	12,223	1.20	0.85	5,774
Mar-72	6,690	6,690	148100	2,511	15,810	44.60	12,304	8.52	1.93	10,553
Apr-72	8,078	8,078	153800	3,271	15,830	45.06	12,627	2.85	3.36	22,067
May-72	65,738	65,738	147100	3,262	16,030	44.52	12,250	6.99	5.21	7,513
Jun-72	3,802	3,802	144600	3,582	16,780	44.31	12,111	3.02	6.63	17,923
Jul-72	1,271	1,271	139200	2,761	16,100	43.87	11,820	2.76	6.66	14,542
Aug-72	1,037	1,037	129400	2,944	15,940	43.02	11,264	3.90	5.73	7,858
Sep-72	1,081	1,081	127200	2,860	16,110	42.82	11,134	6.23	5.46	13,196
Oct-72	1,510	1,510	124100	2,695	16,230	42.54	10,952	3.34	3.32	13,112
Nov-72	14,494	14,494	149400	2,272	13,030	44.71	12,379	6.49	1.66	33,347
Dec-72	15,222	15,222	149800	2,547	14,740	44.74	12,400	2.20	0.86	13,755
Jan-73	32,225	72,802	152900	2,584	14,350	45.00	12,584	5.00	0.64	12,878
Feb-73	26,178	47,915	152400	2,119	12,230	44.95	12,548	3.40	0.85	9,064
Mar-73	61,134	135,230	155700	2,721	13,840	45.21	12,737	3.68	1.93	15,282
Apr-73	69,201	149,922	151200	2,539	13,290	44.86	12,484	7.15	3.36	4,847
May-73	19,519	47,450	147600	4,262	17,030	44.56	12,277	4.22	5.21	14,443
Jun-73	97,654	178,787	150200	3,853	16,470	44.77	12,421	13.46	6.63	12,000
Jul-73	6,199	5,859	147600	4,381	19,170	44.56	12,277	6.77	6.66	16,457
Aug-73	5,371	5,371	152400	3,354	17,710	44.95	12,548	3.73	5.73	24,601
Sep-73	26,195	40,575	152900	3,146	13,750	45.00	12,584	9.38	5.46	10,139
Oct-73	88,755	154,324	156200	3,242	16,070	45.25	12,767	9.31	3.32	12,997
Nov-73	82,150	42,195	151300	2,983	15,520	44.86	12,484	1.59	1.66	10,693
Dec-73	48,122	55,946	153300	2,800	16,220	45.03	12,606	2.47	0.86	16,529
Jan-74	147,926	180,417	160400	2,819	15,500	45.57	13,007	7.68	0.64	14,969
Feb-74	68,129	28,413	151300	2,208	14,290	44.86	12,484	0.55	0.85	5,502
Mar-74	7,918	14,921	152400	3,580	15,660	44.95	12,548	4.20	1.93	14,386
Apr-74	3,350	14,134	148700	3,963	17,100	44.65	12,338	1.68	3.36	15,127
May-74	6,936	4,912	148600	4,468	18,380	44.64	12,331	5.61	5.21	17,869
Jun-74	4,134	1,789	167800	4,807	19,480	46.10	13,420	0.59	6.63	45,435
Jul-74	1,295	1,295	123300	5,340	20,140	42.46	10,900	1.75	6.66	(19,900)
Aug-74	2,633	5,487	130400	4,240	19,320	43.11	11,323	6.94	5.73	25,278
Sep-74	88,090	107,728	151600	3,306	16,960	44.89	12,505	4.51	5.46	39,150
Oct-74	25,841	21,540	166600	3,269	17,450	46.05	13,380	4.53	3.32	31,101
Nov-74	123,552	112,359	154600	3,002	15,330	45.13	12,678	7.90	1.66	(3,263)
Dec-74	41,186	35,831	156600	2,971	15,840	45.28	12,789	3.35	0.86	15,186
Jan-75	49,043	47,763	152700	2,940	15,460	44.98	12,570	1.97	0.64	10,167
Feb-75	62,423	63,683	150400	2,663	14,640	44.79	12,435	2.63	0.85	10,495
Mar-75	22,281	20,141	152900	3,004	16,900	45.00	12,584	3.19	1.93	18,079
Apr-75	80,903	81,480	152300	3,332	16,220	44.95	12,548	4.80	3.36	14,114
May-75	105,389	99,625	162500	4,915	18,200	45.73	13,129	7.57	5.21	25,818
Jun-75	39,145	37,452	154000	4,602	17,610	45.08	12,642	7.50	6.63	8,193
Jul-75	19,764	18,079	151700	4,615	18,770	44.90	12,512	5.48	6.66	17,700
Aug-75	12,215	9,178	152000	3,605	18,540	44.92	12,526	5.72	5.73	18,850
Sep-75	7,663	2,455	141700	3,227	18,300	44.08	11,959	0.80	5.46	12,644
Oct-75	17,739	19,915	154900	3,438	19,020	45.15	12,693	5.62	3.32	29,787
Nov-75	7,128	4,826	145200	3,235	17,070	44.36	12,144	2.08	1.66	6,945
Dec-75	19,273	17,366	157700	2,977	17,400	45.36	12,848	3.61	0.86	26,956
Jan-76	9,944	14,840	151400	3,189	18,060	44.87	12,491	1.39	0.64	10,979
Feb-76	10,684	13,345	151700	3,083	17,180	44.90	12,512	0.38	0.85	17,970
Mar-76	7,550	10,134	149900	3,899	21,170	44.75	12,407	1.53	1.93	19,784
Apr-76	15,206	16,723	152900	4,677	20,600	45.00	12,584	10.92	3.36	15,672
May-76	44,439	52,854	151700	5,870	20,980	44.90	12,512	5.50	5.21	19,165
Jun-76	76,567	66,573	151500	5,763	20,230	44.88	12,498	2.63	6.63	24,196

(1)	(12)	(13)	(14)	(15)	(16)	(17)	(18)	(19)
Date	Daily Spill	LH Inflow Using Balance	Use F&N Correl Inflow	Sum of 4 Gages(af)	Naturalized Sum of 4 Gages(af)	Naturalized LH Inflow Using F&N	Natural Conroe Inflow	Final LH Gain
Mar-71	0	3,597	4,310	2,745	2,745	4,310	620	3,690
Apr-71	0	7,336	7,014	4,467	4,467	7,014	1,959	5,055
May-71	0	38,714	33,344	21,238	21,238	33,344	7,786	25,558
Jun-71	0	4,355	5,183	3,301	3,301	5,183	1,862	3,320
Jul-71	0	1,073	2,915	1,857	1,857	2,915	340	2,575
Aug-71	0	13,319	12,274	7,818	7,818	12,274	486	11,788
Sep-71	0	11,192	8,760	5,579	5,579	8,760	576	8,183
Oct-71	0	8,134	7,259	4,624	4,624	7,259	577	6,682
Nov-71	0	4,650	2,937	1,871	1,871	2,937	306	2,631
Dec-71	0	83,222	51,002	32,485	32,485	51,002	4,584	46,417
Jan-72	3,861	38,067	28,131	17,918	17,918	28,131	4,996	23,135
Feb-72	5,223	10,996	25,401	16,179	16,179	25,401	4,338	21,063
Mar-72	30,896	41,450	30,899	19,681	19,681	30,899	4,114	26,785
Apr-72	5,800	27,866	30,595	19,487	19,487	30,595	4,779	25,817
May-72	408,893	416,406	332,207	211,597	211,597	332,207	32,397	299,810
Jun-72	1,469	19,392	28,927	18,425	18,425	28,927	2,730	26,197
Jul-72	0	14,542	7,118	4,534	4,534	7,118	629	6,489
Aug-72	0	7,858	5,554	3,538	3,538	5,554	514	5,041
Sep-72	0	13,196	6,291	4,007	4,007	6,291	535	5,755
Oct-72	0	13,112	13,459	8,573	8,573	13,459	748	12,711
Nov-72	45,631	78,978	84,298	53,693	53,693	84,298	7,851	76,447
Dec-72	12,433	26,188	37,116	23,641	23,641	37,116	8,200	28,916
Jan-73	95,470	108,348	118,855	75,704	116,282	182,562	40,578	141,985
Feb-73	188,863	197,927	162,549	103,535	125,272	196,677	21,737	174,939
Mar-73	308,583	323,866	219,039	139,515	213,611	335,369	74,096	261,273
Apr-73	544,710	549,558	391,066	249,087	329,807	517,798	80,721	437,077
May-73	115,201	129,643	71,522	45,555	73,486	115,373	27,931	87,442
Jun-73	1,016,161	1,028,162	482,624	307,404	388,537	610,004	81,133	528,870
Jul-73	114,261	130,718	36,026	22,947	22,607	35,493	3,716	31,777
Aug-73	17,922	42,524	32,851	20,924	20,924	32,851	3,482	29,369
Sep-73	147,106	157,245	139,138	88,623	103,003	161,715	14,380	147,335
Oct-73	582,952	595,950	363,485	231,519	297,088	466,428	65,569	400,859
Nov-73	169,831	180,524	191,457	121,947	81,993	128,728	1,120	127,608
Dec-73	227,792	244,321	156,104	99,429	107,253	168,387	7,824	160,564
Jan-74	946,839	961,808	469,260	298,892	331,383	520,272	32,491	487,780
Feb-74	80,749	86,251	145,432	92,632	52,916	83,078	15,704	67,374
Mar-74	37,351	51,737	41,988	26,744	33,747	52,982	7,003	45,979
Apr-74	18,006	33,133	15,885	10,118	20,902	32,815	10,784	22,032
May-74	59,165	77,034	41,893	26,684	24,659	38,715	3,262	35,454
Jun-74	118	45,553	14,966	9,532	7,187	11,284	1,766	9,518
Jul-74	0	(19,900)	9,108	5,802	5,802	9,108	641	8,467
Aug-74	0	25,278	19,828	12,629	15,483	24,308	2,854	21,455
Sep-74	248,177	287,327	268,040	170,726	190,365	298,872	19,638	279,234
Oct-74	79,532	110,633	72,479	46,165	41,864	65,726	11,226	54,499
Nov-74	712,060	708,797	398,175	253,614	242,421	380,602	55,516	325,086
Dec-74	318,781	333,967	171,838	109,451	104,095	163,430	14,325	149,105
Jan-75	198,095	208,262	132,883	84,639	83,359	130,874	25,827	105,048
Feb-75	291,375	301,870	197,808	125,992	127,252	199,786	36,818	162,968
Mar-75	103,946	122,024	69,778	44,444	42,304	66,418	9,813	56,605
Apr-75	557,118	571,232	353,912	225,422	225,999	354,818	37,403	317,415
May-75	366,639	392,457	251,643	160,282	154,518	242,593	64,627	177,966
Jun-75	160,695	168,888	122,267	77,877	76,184	119,610	20,523	99,086
Jul-75	56,140	73,840	62,972	40,110	38,424	60,326	3,192	57,134
Aug-75	66,526	85,376	39,618	25,235	22,198	34,851	5,305	29,546
Sep-75	8,325	20,969	22,738	14,483	9,275	14,562	2,085	12,477
Oct-75	47,738	77,525	49,968	31,827	34,003	53,385	6,619	46,766
Nov-75	45,546	52,491	28,738	18,304	16,002	25,124	3,221	21,903
Dec-75	99,055	126,010	63,314	40,327	38,420	60,319	4,914	55,404
Jan-76	37,295	48,274	26,804	17,073	21,969	34,491	7,691	26,800
Feb-76	11,930	29,901	26,612	16,950	19,611	30,789	7,002	23,788
Mar-76	29,193	48,976	23,705	15,099	17,683	27,763	5,235	22,528
Apr-76	150,530	166,202	37,012	23,574	27,091	42,533	9,270	33,263
May-76	221,246	240,411	96,506	61,469	69,883	109,717	32,563	77,154
Jun-76	461,057	485,253	201,694	128,467	118,473	186,003	37,638	148,365

(1)	(2)	(3)	(4)	(5)	(6)	(7)	(8)	(9)	(10)	(11)
Date	Flow at H-10 AF	Natural Flow at H10	Lake Houston Data							
			Storage	Diversions TNRCC	USGS Diversions	Elevation	Area	Precip.	Evap.	Inflow
Jul-76	13.074	13,746	150700	4,580	22,930	44.81	12,449	3.93	6.66	24,962
Aug-76	1,921	1,921	137400	5,125	22,570	43.71	11,715	1.59	5.73	13,312
Sep-76	11,227	14,802	156400	3,580	20,800	45.26	12,774	11.35	5.46	33,530
Oct-76	19,764	20,955	160100	3,195	19,970	45.55	12,992	5.83	3.32	20,953
Nov-76	32,017	23,939	154600	3,035	16,990	45.13	12,678	3.05	1.66	10,021
Dec-76	126,688	120,181	152300	3,096	20,190	44.95	12,548	6.22	0.86	12,285
Jan-77	45,974	43,152	154200	3,493	22,390	45.10	12,656	2.67	0.64	22,149
Feb-77	74,673	75,048	151400	2,975	18,430	44.87	12,491	1.70	0.85	14,745
Mar-77	21,053	22,471	155800	3,664	18,620	45.22	12,745	1.95	1.93	22,999
Apr-77	118,681	116,744	155800	3,940	19,750	45.22	12,745	4.34	3.36	18,709
May-77	10,128	11,884	148300	5,369	20,350	44.62	12,318	0.79	5.21	17,387
Jun-77	6,712	8,195	147600	5,029	20,600	44.56	12,277	3.55	6.63	23,051
Jul-77	1,522	1,459	129900	5,015	22,350	43.06	11,290	2.69	6.66	8,385
Aug-77	2,375	2,375	120300	4,144	21,950	42.19	10,726	4.45	5.73	13,494
Sep-77	4,954	2,332	123800	3,858	20,310	42.51	10,933	3.92	5.46	25,213
Oct-77	5,635	1,552	110200	4,088	22,480	41.22	10,105	0.82	3.32	10,985
Nov-77	7,128	2,972	126000	3,469	20,310	42.71	11,063	5.17	1.66	32,874
Dec-77	5,850	15,073	143600	3,454	20,360	44.23	12,058	2.89	0.86	35,920
Jan-78	25,227	51,457	154900	3,603	21,780	45.15	12,693	7.15	0.64	26,194
Feb-78	73,219	70,919	154200	3,121	19,470	45.10	12,656	3.07	0.85	16,429
Mar-78	7,181	9,789	148500	3,556	20,090	44.63	12,324	1.70	1.93	14,626
Apr-78	2,305	5,148	136400	4,199	22,010	43.62	11,655	0.57	3.36	12,620
May-78	2,308	3,580	119700	4,916	23,860	42.13	10,687	4.15	5.21	8,104
Jun-78	27,146	33,651	146500	4,663	23,090	44.47	12,216	9.37	6.63	47,101
Jul-78	1,203	1,203	130800	4,879	23,610	43.14	11,342	2.35	6.66	11,984
Aug-78	4,413	1,126	110700	4,456	25,250	41.27	10,137	3.66	5.73	6,899
Sep-78	12,058	4,831	128700	3,793	22,230	42.96	11,225	4.27	5.46	41,343
Oct-78	10,496	1,496	117700	3,954	22,300	41.95	10,572	0.05	3.32	14,181
Nov-78	16,038	9,429	156600	3,806	22,450	45.28	12,789	5.99	1.66	56,735
Dec-78	12,644	24,553	151500	3,933	21,620	44.88	12,498	2.60	0.86	14,708
Jan-79	92,254	113,336	156300	4,061	21,660	45.26	12,774	6.30	0.64	20,435
Feb-79	102,473	99,256	158000	3,437	17,380	45.39	12,871	5.23	0.85	14,382
Mar-79	54,444	56,508	158700	3,986	18,480	45.44	12,908	2.88	1.93	18,158
Apr-79	248,589	233,884	157800	4,149	17,730	45.37	12,856	7.79	3.36	12,084
May-79	102,320	117,801	160900	3,882	19,960	45.61	13,038	3.78	5.21	24,614
Jun-79	154,975	135,375	152400	4,424	20,870	44.95	12,548	1.88	6.63	17,337
Jul-79	23,263	23,185	164600	4,669	22,880	45.90	13,262	8.10	6.66	33,489
Aug-79	11,048	6,634	153300	4,629	23,430	45.03	12,606	4.57	5.73	13,349
Sep-79	115,533	119,746	157200	4,087	19,920	45.33	12,826	9.83	5.46	19,149
Oct-79	9,876	3,065	159700	4,049	22,130	45.52	12,969	2.80	3.32	25,192
Nov-79	14,951	14,680	152300	4,240	22,165	44.95	12,548	1.78	1.66	14,640
Dec-79	26,866	27,990	157100	4,531	21,330	45.32	12,819	4.03	0.86	22,744
Jan-80	28,290	24,810	153500	4,211	21,170	45.04	12,613	6.09	0.64	11,842
Feb-80	37,337	38,127	154100	3,964	18,325	45.09	12,649	2.54	0.85	17,144
Mar-80	26,541	37,264	167500	4,406	19,315	46.10	13,420	5.39	1.93	28,846
Apr-80	20,968	12,831	155000	4,312	20,250	45.16	12,700	2.05	3.36	9,136
May-80	63,958	59,873	154500	4,973	20,385	45.12	12,671	5.63	5.21	19,442
Jun-80	2,328	3,862	140200	5,975	19,505	43.95	11,873	0.92	6.63	10,855
Jul-80	5,426	2,482	122500	5,867	21,900	42.39	10,855	1.57	6.66	8,804
Aug-80	6,604	1,962	106500	5,097	23,250	40.85	9,870	1.40	5.73	10,811
Sep-80	10,330	1,698	121200	4,565	20,455	42.27	10,777	6.00	5.46	34,670
Oct-80	7,550	7,550	148500	4,469	21,960	44.63	12,324	4.03	3.32	48,531
Nov-80	1,954	1,017	140700	4,600	21,880	44.00	11,906	2.12	1.66	13,624
Dec-80	1,927	3,142	136700	4,268	21,040	43.65	11,675	1.25	0.86	16,661
Jan-81	2,731	4,378	139300	4,075	20,680	43.87	11,820	2.32	0.64	21,625
Feb-81	2,472	5,427	141700	3,782	19,270	44.08	11,959	2.21	0.85	20,315
Mar-81	2,560	4,253	142300	3,543	20,150	44.13	11,992	1.74	1.93	20,940
Apr-81	2,833	4,880	149300	4,197	22,770	44.70	12,372	2.69	3.36	30,461
May-81	15,161	32,818	151200	4,956	20,810	44.86	12,484	8.75	5.21	19,027
Jun-81	80,309	105,190	154900	4,116	18,140	45.15	12,693	9.65	6.63	18,646
Jul-81	20,562	18,280	149000	4,658	20,920	44.68	12,358	4.43	6.66	17,317
Aug-81	1,160	3,906	156800	5,026	23,070	45.30	12,804	7.01	5.73	29,504
Sep-81	24,354	26,969	146700	3,905	20,990	44.49	12,229	2.91	5.46	13,489
Oct-81	29,094	28,009	152700	4,037	21,100	44.98	12,570	6.96	3.32	23,267

(1)	(12)	(13)	(14)	(15)	(16)	(17)	(18)	(19)
Date	Daily Spill	LH Inflow Using Balance	Use F&N Correl Inflow	Sum of 4 Gages(af)	Naturalized Sum of 4 Gages(af)	Naturalized LH Inflow Using F&N	Natural Conroe Inflow	Final LH Gain
Jul-76	131,586	156,548	50,442	32,129	32,801	51,498	6,770	44,728
Aug-76	87	13,398	7,933	5,053	5,053	7,933	1,829	6,104
Sep-76	70,110	103,640	58,764	37,429	41,005	64,377	7,560	56,818
Oct-76	118,515	139,467	80,365	51,188	52,379	82,234	9,884	72,350
Nov-76	130,634	140,655	80,592	51,333	43,255	67,911	7,377	60,533
Dec-76	862,959	875,244	388,886	247,698	241,191	378,670	55,252	323,419
Jan-77	201,934	224,083	130,798	83,311	80,489	126,368	19,395	106,973
Feb-77	386,319	401,064	222,925	141,990	142,365	223,513	43,660	179,853
Mar-77	99,629	122,628	49,987	31,839	33,257	52,213	12,888	39,325
Apr-77	637,091	655,800	371,446	236,590	234,653	368,405	50,283	318,122
May-77	50,213	67,600	32,605	20,767	22,523	35,361	3,845	31,517
Jun-77	42,832	65,883	28,425	18,105	19,588	30,753	2,509	28,244
Jul-77	5	8,390	8,483	5,403	5,340	8,384	723	7,662
Aug-77	0	13,494	8,511	5,421	5,421	8,511	2,047	6,465
Sep-77	0	25,213	19,165	12,207	9,585	15,049	801	14,247
Oct-77	0	10,985	12,881	8,204	4,121	6,470	768	5,702
Nov-77	0	32,874	19,411	12,364	8,208	12,887	1,036	11,851
Dec-77	4	35,924	19,667	12,527	21,751	34,148	9,224	24,924
Jan-78	281,088	307,282	116,012	73,893	100,122	157,192	26,396	130,796
Feb-78	510,561	526,989	219,607	139,877	137,577	215,996	43,943	172,053
Mar-78	36,681	51,307	24,122	15,364	17,972	28,216	4,322	23,894
Apr-78	48	12,667	10,208	6,502	9,345	14,672	2,896	11,776
May-78	0	8,104	9,071	5,777	7,050	11,068	2,371	8,697
Jun-78	260,407	307,507	170,170	108,388	114,894	180,383	7,568	172,815
Jul-78	0	11,984	10,758	6,852	6,852	10,758	596	10,162
Aug-78	0	6,899	12,369	7,878	4,591	7,207	510	6,698
Sep-78	0	41,343	44,253	28,187	20,959	32,906	1,466	31,440
Oct-78	0	14,181	20,217	12,877	3,877	6,087	741	5,346
Nov-78	9,200	65,935	67,257	42,839	36,230	56,881	1,481	55,400
Dec-78	88,608	103,315	57,475	36,608	48,517	76,171	11,909	64,263
Jan-79	722,064	742,499	456,560	290,802	311,884	489,658	49,999	439,659
Feb-79	743,464	757,846	344,434	219,385	216,168	339,383	57,636	281,747
Mar-79	411,727	429,885	142,550	90,796	92,860	145,791	29,049	116,741
Apr-79	1,718,555	1,730,639	725,358	462,012	447,307	702,272	94,867	607,405
May-79	521,993	546,607	279,130	177,790	193,270	303,434	74,160	229,274
Jun-79	690,081	707,418	386,801	246,370	226,770	356,029	49,403	306,626
Jul-79	372,902	406,391	98,667	62,845	62,767	98,544	11,573	86,971
Aug-79	140,966	154,315	32,946	20,985	16,570	26,014	4,086	21,928
Sep-79	786,127	805,276	396,279	252,407	256,620	402,893	53,716	349,177
Oct-79	62,041	87,233	32,785	20,882	14,071	22,091	2,377	19,714
Nov-79	162,845	177,485	91,359	58,191	57,920	90,934	3,991	86,943
Dec-79	229,353	252,097	101,416	64,596	65,720	103,180	12,570	90,610
Jan-80	393,664	405,505	133,565	85,073	81,593	128,102	8,781	119,321
Feb-80	398,148	415,291	163,497	104,138	104,928	164,738	20,579	144,158
Mar-80	331,947	360,792	85,587	54,514	65,238	102,423	22,399	80,024
Apr-80	183,813	192,949	51,722	32,944	24,807	38,947	4,553	34,394
May-80	504,223	523,664	181,392	115,536	111,451	174,979	29,312	145,667
Jun-80	14,089	24,943	13,535	8,621	10,154	15,942	1,534	14,408
Jul-80	0	8,804	15,061	9,593	6,649	10,439	2,098	8,341
Aug-80	0	10,811	15,345	9,774	5,131	8,056	1,849	6,207
Sep-80	0	34,670	31,448	20,031	11,400	17,897	1,004	16,893
Oct-80	16,756	65,287	58,793	37,448	37,448	58,793	4,525	54,267
Nov-80	38	13,661	13,336	8,494	7,557	11,865	504	11,361
Dec-80	21	16,682	12,833	8,174	9,389	14,740	1,214	13,526
Jan-81	0	21,625	19,866	12,654	14,300	22,451	1,646	20,805
Feb-81	6	20,321	15,061	9,593	12,547	19,699	2,954	16,745
Mar-81	253	21,193	14,198	9,043	10,737	16,857	1,694	15,164
Apr-81	79	30,540	23,913	15,231	17,278	27,127	2,047	25,080
May-81	393,250	412,277	105,491	67,192	84,849	133,213	17,667	115,546
Jun-81	836,873	855,518	236,099	150,382	175,263	275,163	31,160	244,003
Jul-81	325,209	342,526	104,790	66,745	64,463	101,207	9,912	91,294
Aug-81	8,475	37,979	18,852	12,008	14,754	23,163	2,769	20,394
Sep-81	318,772	332,261	144,939	92,318	94,932	149,044	9,738	139,306
Oct-81	168,285	211,572	71,797	45,730	44,645	70,093	13,645	56,448

(1)	(2)	(3)	(4)	(5)	(6)	(7)	(8)	(9)	(10)	(11)
Date	Flow at AF H-10	Natural Flow at H10	Lake Houston Data							
			Storage	Diversions TNRCC	USGS Diversions	Elevation	Area	Precip.	Evap.	Inflow
Nov-81	62,786	58,213	162300	3,885	19,380	45.72	13,122	5.26	1.66	25,044
Dec-81	8,409	6,940	151200	3,842	20,360	44.86	12,484	2.05	0.86	8,022
Jan-82	5,978	8,031	157200	4,053	20,700	45.33	12,826	1.82	0.64	25,439
Feb-82	8,614	7,855	154500	3,503	17,520	45.12	12,671	1.59	0.85	14,039
Mar-82	19,335	21,596	158200	3,729	20,050	45.40	12,878	1.55	1.93	24,158
Apr-82	117,374	116,127	161600	4,044	19,180	45.66	13,076	2.28	3.36	23,757
May-82	104,469	93,079	154200	4,696	19,560	45.10	12,656	6.87	5.21	10,409
Jun-82	3,837	4,473	148500	4,913	21,940	44.63	12,324	1.10	6.63	21,919
Jul-82	2,124	2,825	142600	4,810	22,070	44.15	12,005	4.32	6.66	18,511
Aug-82	1,442	1,383	130400	4,932	21,840	43.11	11,323	1.90	5.73	13,254
Sep-82	5,999	2,681	114700	4,714	21,420	41.66	10,386	0.98	5.46	9,598
Oct-82	14,977	1,594	131200	2,405	21,500	43.18	11,368	6.64	3.32	34,855
Nov-82	19,899	37,192	165200	2,919	17,900	45.94	13,293	8.91	1.66	43,869
Dec-82	29,340	42,018	161800	3,534	18,040	45.68	13,091	4.91	0.86	10,222
Jan-83	32,654	33,203	154600	3,801	19,200	45.13	12,678	2.00	0.64	10,563
Feb-83	80,882	77,255	156100	3,178	16,400	45.24	12,760	3.97	0.85	14,583
Mar-83	76,664	78,720	160200	3,631	19,740	45.56	13,000	3.85	1.93	21,760
Apr-83	11,583	7,781	147900	4,335	19,130	44.59	12,297	0.43	3.36	9,833
May-83	254,911	249,409	157700	4,510	20,140	45.36	12,848	7.29	5.21	27,713
Jun-83	9,563	10,702	149200	4,863	19,040	44.69	12,365	5.37	6.63	11,838
Jul-83	9,391	5,901	147000	5,135	19,600	44.51	12,243	5.23	6.66	18,859
Aug-83	22,588	22,736	154600	4,215	19,980	45.13	12,678	9.42	5.73	23,681
Sep-83	10,751	7,198	155200	4,331	18,790	45.17	12,708	7.23	5.46	17,516
Oct-83	3,124	2,044	151500	4,463	21,840	44.88	12,498	1.56	3.32	19,973
Nov-83	4,960	4,463	157700	4,132	19,960	45.36	12,848	3.17	1.66	24,543
Dec-83	53,646	48,682	147700	4,461	21,600	44.57	12,284	3.69	0.86	8,703
Jan-84	10,128	12,557	155100	4,157	21,390	45.16	12,700	3.99	0.64	25,244
Feb-84	30,988	34,425	157800	3,909	19,010	45.37	12,856	4.37	0.85	17,939
Mar-84	83,600	78,081	156400	3,857	19,890	45.26	12,774	2.41	1.93	17,979
Apr-84	4,057	7,779	146400	4,222	22,290	44.46	12,210	0.56	3.36	15,139
May-84	20,378	17,678	153800	4,961	24,300	45.06	12,627	3.13	5.21	33,889
Jun-84	7,722	15,506	147400	4,816	24,070	44.54	12,263	1.99	6.63	22,412
Jul-84	6,629	3,292	147700	4,459	25,680	44.57	12,284	3.43	6.66	29,286
Aug-84	1,915	1,915	140000	4,152	25,240	43.93	11,860	3.52	5.73	19,724
Sep-84	1,301	1,301	130600	4,306	22,790	43.12	11,329	3.87	5.46	14,891
Oct-84	77,707	92,705	159800	4,261	22,410	45.53	12,977	16.05	3.32	37,844
Nov-84	35,105	32,809	155900	4,028	20,840	45.23	12,752	2.28	1.66	16,281
Dec-84	40,940	40,807	158900	4,088	21,470	45.46	12,924	2.59	0.86	22,607
Jan-85	54,935	50,218	159800	4,270	21,660	45.53	12,977	2.10	0.64	20,981
Feb-85	83,791	88,013	167400	3,833	19,990	46.10	13,420	5.38	0.85	22,524
Mar-85	83,845	78,093	159500	4,094	20,730	45.50	12,954	4.52	1.93	10,034
Apr-85	13,959	13,578	154600	4,276	20,480	45.13	12,678	4.31	3.36	14,576
May-85	2,621	4,752	143800	3,843	24,270	44.25	12,071	1.57	5.21	17,132
Jun-85	5,774	6,044	150900	3,952	24,460	44.83	12,463	5.29	6.63	32,952
Jul-85	2,222	1,580	142200	4,877	24,190	44.12	11,985	4.93	6.66	17,218
Aug-85	4,732	2,183	131400	4,704	26,290	43.19	11,375	1.14	5.73	19,841
Sep-85	6,356	3,207	136500	4,166	23,970	43.63	11,662	4.67	5.46	29,838
Oct-85	3,376	6,332	155400	4,211	20,860	45.19	12,723	6.54	3.32	36,346
Nov-85	102,762	117,482	164900	4,173	20,200	45.92	13,278	4.84	1.66	26,181
Dec-85	50,147	47,148	154100	4,384	20,770	45.09	12,649	3.85	0.86	6,818
Jan-86	7,918	8,375	151100	4,497	21,110	44.85	12,477	0.71	0.64	18,037
Feb-86	11,802	15,224	150400	3,678	19,180	44.79	12,435	2.74	0.85	16,521
Mar-86	3,891	5,089	147800	3,887	21,470	44.58	12,290	1.44	1.93	19,372
Apr-86	2,721	6,754	147600	4,488	21,630	44.56	12,277	2.63	3.36	22,177
May-86	73,410	70,529	163000	5,173	23,180	45.77	13,161	4.29	5.21	39,589
Jun-86	83,932	78,350	160100	4,746	15,000	45.55	12,992	6.34	6.63	12,414
Jul-86	2,296	2,296	145500	5,047	15,430	44.39	12,163	0.61	6.66	6,962
Aug-86	1,596	981	141700	4,129	15,670	44.08	11,959	3.27	5.73	14,322
Sep-86	4,604	4,778	157900	4,921	11,280	45.38	12,863	3.70	5.46	29,367
Oct-86	4,432	3,405	153600	4,737	12,080	45.05	12,620	6.83	3.32	4,089
Nov-86	24,235	38,524	160800	4,383	9,810	45.60	13,030	6.66	1.66	11,581
Dec-86	83,661	76,469	152800	4,686	9,570	44.99	12,577	5.71	0.86	(3,513)
Jan-87	20,931	20,227	141300	8,920	10,810	44.04	11,932	2.42	0.64	(2,460)
Feb-87	40,105	44,375	151000	10,684	9,930	44.84	12,470	4.26	0.85	16,056

(1)	(12)	(13)	(14)	(15)	(16)	(17)	(18)	(19)
Date	Daily Spill	LH Inflow Using Balance	Use F&N Correl Inflow	Sum of 4 Gages(af)	Naturalized Sum of 4 Gages(af)	Naturalized LH Inflow Using F&N	Natural Conroe Inflow	Final LH Gain
Nov-81	250,031	275,074	147,005	93,634	89,061	139,826	26,155	113,670
Dec-81	94,723	102,745	41,343	26,333	24,864	39,036	4,233	34,803
Jan-82	34,264	59,702	23,231	14,797	16,850	26,454	2,735	23,719
Feb-82	70,576	84,615	28,415	18,099	17,340	27,224	2,972	24,252
Mar-82	102,633	126,790	50,689	32,286	34,548	54,240	11,136	43,104
Apr-82	519,614	543,371	233,256	148,571	147,323	231,298	49,403	181,895
May-82	874,582	884,991	366,139	233,209	221,820	348,257	44,815	303,442
Jun-82	9,611	31,531	19,089	12,159	12,794	20,087	717	19,370
Jul-82	86	18,597	14,227	9,062	9,763	15,327	736	14,591
Aug-82	0	13,254	11,895	7,576	7,517	11,801	685	11,117
Sep-82	0	9,598	15,705	10,003	6,685	10,496	2,193	8,302
Oct-82	0	34,855	41,381	26,358	12,975	20,371	789	19,582
Nov-82	238,846	282,715	128,400	81,783	99,076	155,549	17,505	138,044
Dec-82	466,389	476,611	119,329	76,006	88,684	139,233	21,613	117,621
Jan-83	301,253	311,816	100,828	64,222	64,771	101,690	17,393	84,298
Feb-83	695,356	709,939	275,054	175,194	171,567	269,359	46,420	222,940
Mar-83	490,115	511,875	217,238	138,368	140,425	220,467	38,460	182,007
Apr-83	76,245	86,078	34,766	22,144	18,342	28,796	3,442	25,354
May-83	1,219,136	1,246,849	618,351	393,854	388,352	609,713	109,141	500,572
Jun-83	76,130	87,968	52,025	33,137	34,276	53,813	3,759	50,054
Jul-83	149,689	168,548	68,782	43,811	40,320	63,302	3,735	59,567
Aug-83	645,217	668,898	182,548	116,273	116,420	182,780	7,634	175,146
Sep-83	448,876	466,391	65,920	41,987	38,434	60,341	1,838	58,504
Oct-83	72,016	91,989	18,236	11,615	10,535	16,540	1,888	14,652
Nov-83	65,001	89,544	27,714	17,652	17,155	26,934	3,047	23,887
Dec-83	367,928	376,631	142,171	90,555	85,591	134,378	14,656	119,721
Jan-84	221,718	246,962	43,106	27,456	29,886	46,920	4,349	42,571
Feb-84	413,276	431,214	106,723	67,977	71,414	112,119	19,676	92,443
Mar-84	172,783	190,762	184,159	117,299	111,780	175,495	46,158	129,337
Apr-84	62,200	77,339	21,354	13,601	17,324	27,198	3,775	23,423
May-84	113,439	147,328	54,783	34,894	32,193	50,544	8,468	42,076
Jun-84	66,370	88,782	24,880	15,847	23,631	37,101	10,651	26,449
Jul-84	63,916	93,202	28,842	18,371	15,033	23,602	2,486	21,117
Aug-84	64	19,788	13,032	8,301	8,301	13,032	1,826	11,206
Sep-84	0	14,891	10,871	6,924	6,924	10,871	644	10,227
Oct-84	392,306	430,150	215,911	137,523	152,521	239,458	51,281	188,178
Nov-84	254,160	270,441	86,080	54,828	52,531	82,474	15,150	67,324
Dec-84	264,081	286,687	92,591	58,975	58,842	92,382	19,970	72,412
Jan-85	339,610	360,591	121,557	77,425	72,708	114,151	21,303	92,848
Feb-85	669,357	691,881	245,388	156,298	160,520	252,016	51,190	200,827
Mar-85	744,351	754,385	249,937	159,196	153,444	240,907	36,930	203,977
Apr-85	129,316	143,892	45,135	28,748	28,368	44,537	4,817	39,720
May-85	6,262	23,394	14,701	9,363	11,494	18,046	2,154	15,891
Jun-85	47,898	80,850	48,158	30,674	30,944	48,582	1,719	46,863
Jul-85	2,538	19,756	16,615	10,583	9,941	15,608	782	14,825
Aug-85	0	19,841	15,942	10,154	7,605	11,940	1,955	9,985
Sep-85	0	29,838	21,885	13,939	10,790	16,941	2,445	14,496
Oct-85	19,647	55,993	29,458	18,763	21,719	34,099	2,964	31,136
Nov-85	747,234	773,416	410,212	261,281	276,001	433,322	43,698	389,624
Dec-85	595,204	602,022	175,534	111,805	108,805	170,825	19,639	151,186
Jan-86	76,768	94,805	27,259	17,362	17,819	27,976	563	27,413
Feb-86	365,360	381,881	64,024	40,780	44,201	69,396	7,659	61,737
Mar-86	74,907	94,279	19,724	12,563	13,760	21,604	1,230	20,373
Apr-86	66	22,242	14,520	9,249	13,282	20,853	4,043	16,810
May-86	438,254	477,843	155,251	98,886	96,005	150,727	50,848	99,879
Jun-86	1,040,128	1,052,542	276,381	176,039	170,457	267,618	37,462	230,156
Jul-86	90,980	97,942	13,231	8,428	8,428	13,231	2,009	11,223
Aug-86	0	14,322	12,236	7,794	7,179	11,271	486	10,785
Sep-86	353,344	382,710	39,116	24,915	25,089	39,389	174	39,215
Oct-86	233,794	237,883	42,481	27,058	26,031	40,868	2,540	38,328
Nov-86	381,797	393,378	79,806	50,832	65,120	102,239	23,163	79,076
Dec-86	686,341	682,828	269,557	171,692	164,500	258,266	35,973	222,293
Jan-87	86,451	83,991	86,478	55,082	54,378	85,374	8,171	77,203
Feb-87	78,203	94,290	132,314	54,277	88,549	139,023	26,904	110,119

(1)	(2)	(3)	(4)	(5)	(6)	(7)	(8)	(9)	(10)	(11)
Date	Flow at H-10 AF	Natural Flow at H10	Lake Houston Data							
			Storage	Diversions TNRCC	USGS Diversions	Elevation	Area	Precip.	Evap.	Inflow
Mar-87	42,843	36,934	135400	11,622	11,550	43.54	11,602	0.88	1.93	(3,035)
Apr-87	3,368	7,071	137600	11,751	12,590	43.73	11,728	0.47	3.36	17,614
May-87	6,261	8,181	148800	15,028	14,450	44.66	12,345	5.39	5.21	25,465
Jun-87	101,693	97,172	143800	16,022	13,290	44.25	12,071	9.31	6.63	5,594
Jul-87	14,179	12,757	136200	17,697	16,110	43.61	11,649	4.79	6.66	10,325
Aug-87	3,044	3,044	131400	19,285	21,430	43.19	11,375	1.48	5.73	20,658
Sep-87	4,217	4,217	141900	16,863	16,110	44.09	11,965	3.46	5.46	28,604
Oct-87	1,522	1,522	132800	15,796	15,550	43.31	11,453	0.17	3.32	9,456
Nov-87	24,710	45,704	160100	15,703	15,650	45.55	12,992	3.41	1.66	41,055
Dec-87	50,025	44,996	154900	14,844	14,270	45.15	12,693	4.56	0.86	5,156
Jan-88	16,266	16,326	151500	21,878	15,030	44.88	12,498	1.27	0.64	10,974
Feb-88	15,606	14,489	154500	20,320	14,390	45.12	12,671	1.29	0.85	16,925
Mar-88	30,444	30,246	159300	21,591	15,160	45.49	12,946	4.88	1.93	16,777
Apr-88	5,548	7,787	148500	21,837	14,680	44.63	12,324	1.26	3.36	6,037
May-88	2,517	1,941	140200	22,913	18,640	43.95	11,873	1.32	5.21	14,189
Jun-88	2,406	3,563	130400	22,213	18,890	43.11	11,323	2.00	6.63	13,459
Jul-88	3,499	2,715	126300	23,223	19,640	42.74	11,082	3.23	6.66	18,708
Aug-88	5,745	820	122900	23,160	19,430	42.43	10,881	3.52	5.73	18,034
Sep-88	7,663	1,148	115000	22,146	19,090	41.68	10,399	1.20	5.46	14,882
Oct-88	13,749	1,252	114400	22,940	18,600	41.63	10,367	1.29	3.32	19,754
Nov-88	12,712	1,319	107600	21,445	22,030	40.96	9,939	0.41	1.66	16,265
Dec-88	12,644	4,489	115200	20,893	19,010	41.70	10,412	1.26	0.86	26,263
Jan-89	25,043	54,929	160400	17,409	13,490	45.57	13,007	4.80	0.64	54,181
Feb-89	17,284	26,519	150500	16,254	12,840	44.80	12,442	0.90	0.85	2,888
Mar-89	23,938	71,744	161700	17,432	14,430	45.67	13,083	3.96	1.93	23,417
Apr-89	18,949	18,245	150900	16,454	14,970	44.83	12,463	1.48	3.36	6,123
May-89	43,457	43,499	152900	19,163	14,810	45.00	12,584	13.56	5.21	8,054
Jun-89	31,244	33,386	171900	18,646	15,620	46.40	13,660	16.28	6.63	23,635
Jul-89	24,061	19,379	151400	20,420	16,290	44.87	12,491	1.92	6.66	724
Aug-89	8,225	4,691	127100	19,463	16,200	42.81	11,128	2.74	5.73	(5,327)
Sep-89	3,089	3,089	124700	19,715	16,660	42.59	10,985	2.69	5.46	16,796
Oct-89	1,455	1,455	119300	18,644	15,220	42.10	10,668	1.76	3.32	11,207
Nov-89	1,699	1,699	124800	16,733	13,100	42.60	10,991	1.84	1.66	18,435
Dec-89	2,345	967	116800	19,133	15,010	41.86	10,514	0.80	0.86	7,063
Jan-90	33,022	54,037	159900	16,069	15,160	45.53	12,977	3.96	0.64	54,670
Feb-90	59,011	59,784	157300	15,753	12,950	45.33	12,826	4.54	0.85	6,406
Mar-90	40,204	48,680	163600	16,882	14,360	45.82	13,200	5.11	1.93	17,162
Apr-90	48,767	39,397	156500	16,681	14,010	45.27	12,782	6.21	3.36	3,874
May-90	18,414	15,475	150700	19,035	15,300	44.81	12,449	2.23	5.21	12,592
Jun-90	1,907	3,583	145600	18,961	17,810	44.40	12,170	2.98	6.63	16,412
Jul-90	1,639	3,173	140400	20,447	17,320	43.97	11,886	4.85	6.66	13,913
Aug-90	1,185	1,185	124100	20,636	18,010	42.54	10,952	0.31	5.73	6,657
Sep-90	1,247	2,034	125200	19,575	14,460	42.64	11,017	1.57	5.46	19,131
Oct-90	1,154	1,154	125400	19,127	14,320	42.66	11,030	3.79	3.32	14,088
Nov-90	1,527	1,527	129600	17,960	12,290	43.04	11,277	3.01	1.66	15,221
Dec-90	1,995	1,995	132900	18,290	13,180	43.32	11,459	1.81	0.86	15,573
Jan-91	157,071	179,541	155000	16,069	11,470	45.16	12,700	9.58	0.64	24,108
Feb-91	72,436	70,544	147200	15,753	11,530	44.53	12,256	5.76	0.85	(1,285)
Mar-91	27,621	26,292	153900	16,882	11,920	45.07	12,634	1.85	1.93	18,704
Apr-91	98,426	98,562	156400	16,681	11,690	45.26	12,774	10.25	3.36	6,855
May-91	69,237	53,761	153400	19,035	13,280	45.03	12,606	8.56	5.21	6,761
Jun-91	19,424	20,428	154300	18,961	14,240	45.10	12,656	10.85	6.63	10,689
Jul-91	3,198	4,569	150900	20,447	15,470	44.83	12,463	2.13	6.66	16,775
Aug-91	1,510	1,931	145600	20,636	17,880	44.40	12,170	2.13	5.73	16,231
Sep-91	3,481	11,023	149500	19,575	11,210	44.72	12,386	8.53	5.46	11,941
Oct-91	1,387	1,261	145300	19,127	11,650	44.37	12,150	2.62	3.32	8,159
Nov-91	2,554	2,554	153700	17,960	10,150	45.06	12,627	4.04	1.66	16,046
Dec-91	103,303	104,149	156600	18,290	9,990	45.43	12,901	7.03	0.86	8,257
Jan-92	137,798	127,387	159000	16,069	7,730	45.46	12,924	7.30	0.64	957
Feb-92	182,236	185,442	163200	15,753	7,190	45.79	13,176	7.50	0.85	4,088
Mar-92	103,548	90,301	160000	16,882	9,570	45.54	12,984	4.15	1.93	3,968
Apr-92	84,407	80,489	156100	16,681	9,190	45.24	12,760	4.64	3.36	3,929
May-92	25,350	20,719	162900	19,035	10,810	45.76	13,153	7.86	5.21	14,705
Jun-92	73,834	69,239	163300	16,961	10,810	45.03	12,606	5.57	6.63	2,323

(1)	(12)	(13)	(14)	(15)	(16)	(17)	(18)	(19)
Date	Daily Spill	LH Inflow Using Balance	Use F&N Correl Inflow	Sum of 4 Gages(af)	Naturalized Sum of 4 Gages(af)	Naturalized LH Inflow Using F&N	Natural Conroe Inflow	Final LH Gain
Mar-87	45,806	42,772	108,325	68,997	63,088	99,048	15,703	83,344
Apr-87	0	17,614	14,615	9,309	13,012	20,429	3,743	16,685
May-87	116	25,581	30,605	19,493	21,414	33,620	2,609	31,011
Jun-87	630,976	636,570	330,785	210,691	206,170	323,687	49,933	273,755
Jul-87	112,943	123,268	74,915	47,716	46,294	72,682	3,486	69,196
Aug-87	0	20,658	14,919	9,502	9,502	14,919	2,367	12,551
Sep-87	0	28,604	24,160	15,388	15,388	24,160	2,929	21,231
Oct-87	0	9,456	8,710	5,548	5,548	8,710	754	7,957
Nov-87	221,095	262,150	160,739	102,381	123,375	193,699	23,119	170,580
Dec-87	245,339	250,496	175,060	111,503	106,475	167,165	20,145	147,020
Jan-88	23,756	34,730	55,314	35,232	35,292	55,409	5,482	49,927
Feb-88	121,005	137,930	47,542	30,282	29,165	45,789	7,576	38,212
Mar-88	316,261	333,038	93,454	59,525	59,326	93,142	14,954	78,188
Apr-88	48,978	55,015	23,240	14,803	17,042	26,755	3,724	23,031
May-88	176	14,365	13,847	8,820	8,244	12,943	1,839	11,105
Jun-88	0	13,459	11,165	7,112	8,269	12,982	1,157	11,825
Jul-88	0	18,708	15,051	9,587	8,803	13,821	2,210	11,612
Aug-88	0	18,034	16,748	10,667	5,742	9,016	406	8,609
Sep-88	0	14,882	17,506	11,150	4,635	7,277	568	6,709
Oct-88	0	19,754	26,567	16,922	4,425	6,947	620	6,327
Nov-88	0	16,265	25,098	15,986	4,594	7,212	653	6,559
Dec-88	0	26,263	27,941	17,797	9,642	15,138	3,014	12,125
Jan-89	43,309	97,490	84,545	53,850	83,736	131,465	32,475	98,989
Feb-89	77,650	80,538	54,139	34,483	43,719	68,638	9,235	59,403
Mar-89	94,598	118,014	63,153	40,225	88,030	138,207	48,862	89,345
Apr-89	92,190	98,312	47,002	29,937	29,234	45,897	4,343	41,554
May-89	1,126,598	1,134,652	243,208	154,909	154,952	243,274	27,933	215,341
Jun-89	527,972	551,608	170,700	108,726	110,868	174,063	24,841	149,222
Jul-89	315,578	316,302	66,982	42,663	37,981	59,631	9,324	50,307
Aug-89	44,303	38,975	34,927	22,246	18,713	29,379	843	28,536
Sep-89	0	16,796	22,255	14,175	14,175	22,255	2,389	19,866
Oct-89	0	11,207	10,615	6,761	6,761	10,615	720	9,895
Nov-89	0	18,435	11,279	7,184	7,184	11,279	841	10,438
Dec-89	0	7,063	11,743	7,480	6,102	9,580	916	8,664
Jan-90	111,576	166,246	84,431	53,778	74,792	117,424	54,641	62,783
Feb-90	376,374	382,780	167,667	106,795	107,567	168,880	36,572	132,308
Mar-90	296,878	314,040	109,567	69,788	78,264	122,874	43,973	78,900
Apr-90	318,635	322,509	128,513	81,856	72,485	113,802	35,182	78,619
May-90	237,181	249,773	95,444	60,793	57,854	90,831	22,719	68,112
Jun-90	27,343	43,755	11,923	7,595	9,271	14,555	1,676	12,879
Jul-90	0	13,913	15,990	10,184	11,719	18,398	1,534	16,864
Aug-90	0	6,657	9,251	5,892	5,892	9,251	587	8,664
Sep-90	0	19,131	11,222	7,148	7,935	12,457	787	11,671
Oct-90	0	14,088	13,099	8,343	8,343	13,099	571	12,527
Nov-90	0	15,221	14,350	9,140	9,140	14,350	756	13,594
Dec-90	0	15,573	12,824	8,168	8,168	12,824	1,865	10,959
Jan-91	696,041	720,149	483,098	307,706	330,175	518,375	117,009	401,366
Feb-91	258,929	257,644	199,988	127,381	125,489	197,018	50,570	146,448
Mar-91	252,812	271,516	75,237	47,922	46,593	73,151	30,727	42,423
Apr-91	698,349	705,204	412,676	262,851	262,987	412,889	80,488	332,401
May-91	502,273	509,033	197,903	126,053	110,577	173,606	31,855	141,751
Jun-91	305,399	316,088	91,729	58,426	59,430	93,305	17,968	75,337
Jul-91	87,068	103,843	19,544	12,448	13,820	21,697	1,372	20,326
Aug-91	411	16,642	11,781	7,504	7,925	12,442	421	12,021
Sep-91	70,877	82,818	19,136	12,189	19,731	30,978	8,448	22,530
Oct-91	104	8,263	10,360	6,598	6,473	10,162	659	9,503
Nov-91	128,551	144,597	37,789	24,070	24,070	37,789	2,132	35,657
Dec-91	554,515	562,771	344,623	219,505	220,352	345,952	104,260	241,692
Jan-92	652,893	653,851	428,599	272,993	262,582	412,254	41,930	370,324
Feb-92	881,256	885,345	650,860	414,561	417,766	655,893	84,645	571,249
Mar-92	693,201	697,169	316,189	201,394	188,147	295,391	62,819	232,572
Apr-92	596,877	600,806	280,741	178,816	174,897	274,589	56,874	217,715
May-92	321,440	336,146	119,926	76,386	71,756	112,656	34,308	78,348
Jun-92	565,840	568,164	345,382	219,968	215,393	338,167	51,730	286,437

(1)	(2)	(3)	(4)	(5)	(6)	(7)	(8)	(9)	(10)	(11)
Date	Flow at H-10 AF	Natural Flow at H10	Lake Houston Data							
			Storage	Diversions TNRCC	USGS Diversions	Elevation	Area	Precip.	Evap.	Inflow
Jul-92	3,038	7,132	153300	20,447	11,300	45.03	12,606	4.50	6.66	13,569
Aug-92	2,977	3,415	139800	20,636	11,290	43.92	11,853	3.21	5.73	279
Sep-92	1,800	1,800	137600	19,575	10,920	43.73	11,728	4.59	5.46	9,570
Oct-92	1,584	1,584	132700	19,127	13,490	43.31	11,453	1.47	3.32	10,356
Nov-92	5,815	8,869	149400	17,960	10,850	44.71	12,379	9.74	1.66	19,215
Dec-92	62,730	76,779	155000	18,290	8,780	45.16	12,700	3.92	0.86	11,141
Jan-93	146,023	135,371	156000	16,069	10,580	45.23	12,752	6.67	0.64	5,172
Feb-93	23,996	24,857	157800	15,753	9,620	45.37	12,856	2.43	0.85	9,727
Mar-93	58,925	62,412	148500	16,882	9,020	44.63	12,324	5.77	1.93	(4,224)
Apr-93	41,402	42,027	155600	16,681	13,420	45.20	12,730	5.19	3.36	18,579
May-93	97,287	94,692	159800	19,035	12,010	45.53	12,977	4.78	5.21	16,675
Jun-93	99,733	99,260	155800	18,961	12,920	45.22	12,745	8.93	6.63	6,477
Jul-93	12,767	5,488	151200	20,447	11,990	44.86	12,484	3.59	6.66	10,584
Aug-93	1,719	710	151200	20,636	13,780	44.86	12,484	1.11	5.73	18,586
Sep-93	1,782	1,782	146300	19,575	11,250	44.45	12,203	1.55	5.46	10,326
Oct-93	5,592	12,834	137200	19,127	10,150	43.69	11,701	11.62	3.32	(7,043)
Nov-93	9,445	14,524	138100	17,960	9,450	43.77	11,754	7.13	1.66	4,992
Dec-93	18,905	21,263	141700	18,290	10,260	44.08	11,959	2.32	0.86	12,405
Jan-94	14,363	20,205	146500	16,069	8,990	44.47	12,216	2.61	0.64	11,785
Feb-94	55,096	51,258	148200	15,753	7,580	44.61	12,311	1.08	0.85	9,044
Mar-94	44,501	36,932	140000	16,882	9,260	43.93	11,860	1.82	1.93	1,169
Apr-94	11,524	17,379	142000	16,681	9,190	44.10	11,972	4.13	3.36	10,422
May-94	30,936	26,136	141700	19,035	9,370	44.08	11,959	7.67	5.21	6,618
Jun-94	3,404	2,504	141400	18,961	10,120	44.05	11,939	6.86	6.63	9,591
Jul-94	1,498	1,498	133900	20,447	11,320	43.41	11,518	0.36	6.66	9,867
Aug-94	5,187	5,738	133800	20,636	12,240	43.40	11,511	3.82	5.73	13,972
Sep-94	1,990	1,990	134300	19,575	9,930	43.44	11,537	1.85	5.46	13,901
Oct-94	480,974	461,044	145000	19,127	10,150	44.35	12,137	19.40	3.32	4,586
Nov-94	6,362	6,128	125200	17,960	9,450	42.64	11,017	0.32	1.66	(9,120)
Dec-94	120,366	118,574	146200	18,290	10,260	44.45	12,203	8.73	0.86	23,257

(1)	(12)	(13)	(14)	(15)	(16)	(17)	(18)	(19)
Date	Daily Spill	LH Inflow Using Balance	Use F&N Correl Inflow	Sum of 4 Gages(af)	Naturalized Sum of 4 Gages(af)	Naturalized LH Inflow Using F&N	Natural Conroe Inflow	Final LH Gain
Jul-92	84,988	98,557	31,799	20,254	24,347	38,225	4,093	34,132
Aug-92	64,078	64,357	20,681	13,173	13,611	21,370	1,042	20,327
Sep-92	0	9,570	11,819	7,528	7,528	11,819	1,771	10,048
Oct-92	0	10,356	10,274	6,544	6,544	10,274	784	9,490
Nov-92	33,717	52,932	39,581	25,211	28,264	44,374	4,442	39,932
Dec-92	231,106	242,247	144,067	91,762	105,811	166,124	64,035	102,089
Jan-93	532,883	538,055	345,950	220,351	209,698	329,226	97,410	231,816
Feb-93	141,245	150,973	82,213	52,365	53,226	83,564	22,051	61,514
Mar-93	602,517	598,293	219,986	140,119	143,606	225,461	58,122	167,339
Apr-93	393,135	411,714	175,534	111,805	112,431	176,516	36,848	139,669
May-93	623,778	640,453	408,790	260,376	257,781	404,716	42,502	362,215
Jun-93	800,595	807,072	411,065	261,825	261,352	410,322	108,978	301,344
Jul-93	146,160	156,743	35,704	22,741	15,462	24,275	2,896	21,380
Aug-93	1,884	20,470	15,895	10,124	9,116	14,311	352	13,960
Sep-93	3,682	14,008	11,715	7,462	7,462	11,715	1,763	9,952
Oct-93	4	(7,040)	31,884	20,308	27,551	43,255	7,242	36,012
Nov-93	1	4,993	45,400	28,917	33,997	53,375	5,080	48,296
Dec-93	0	12,405	46,035	29,322	31,680	49,738	2,358	47,379
Jan-94	11	11,795	39,277	25,017	30,859	48,449	26,609	21,840
Feb-94	29,061	38,105	217,996	138,851	135,014	211,971	37,456	174,516
Mar-94	4,884	6,053	128,712	81,982	74,414	116,830	36,321	80,509
Apr-94	0	10,422	37,069	23,611	29,466	46,262	27,106	19,156
May-94	1,494	8,112	122,324	77,914	73,114	114,790	27,378	87,412
Jun-94	0	9,591	27,695	17,640	16,741	26,283	151	26,132
Jul-94	0	9,867	10,890	6,937	6,937	10,890	742	10,149
Aug-94	0	13,972	25,705	16,372	16,924	26,571	1,874	24,697
Sep-94	0	13,901	16,217	10,329	10,329	16,217	1,862	14,355
Oct-94	1,324,168	1,328,755	1,486,923	947,085	927,155	1,455,634	220,558	1,235,076
Nov-94	0	(9,120)	31,154	19,844	19,610	30,788	2,948	27,841
Dec-94	3,166	26,423	234,317	149,247	147,454	231,503	58,390	173,112
	1,705,586	1,684,575	1,070,205	681,659	691,990	1,086,424	181,849	904,575

**Evaluation of Alternatives Using San Jacinto River
Reservoir Operations Model**

C-1. Alternative No. 1

C-2. Alternative No. 2

C-3. Alternative No. 3

APPENDIX C RESERVOIR SIMULATION MODELS

Definitions of Appendix C spreadsheet columns. All amounts in acre-feet unless noted.

LAKE CONROE WATER BALANCE CALCULATIONS

1. **Month-Yr.** Month and year for the data in the row.
2. **Inflow C-4'.** The inflow to Lake Conroe as calculated in the hydrological analysis.
3. **Available Water.** The maximum amount of water in storage and stored during the month. Calculated as the minimum of the previous month's EOM storage plus the inflow, $(11)_{i-1} + (2)$, or the maximum storage shown at the top of the column.
4. **Elev.** The stage of the lake corresponding to the average monthly storage volume $((3) + (11)_{i-1})/2$. Calculated by using an area-capacity lookup table.
5. **Area.** The surface area, in acres, of the lake corresponding to the elevation in (4). Calculated by using an area-capacity lookup table.
6. **Precip.** The precipitation, in inches, at Lake Conroe.
7. **Lake Evap.** The lake evaporation, in inches, at Lake Conroe.
8. **Usable Water.** The available water discounting the meteorological effects. Calculated as the minimum of the Available Water plus the Precip. times the Area minus Evap. times the Area, or the maximum value shown at the top of the column.
9. **Diversions (Gulf St.).** The amount of water taken from Lake Conroe by Gulf States Utilities during the month.
10. **D.S. Calls.** The amount of water that is released from the lake because Lake Houston is low and needs the water. The Lake Houston storage volume that causes the outflow is set, and can be changed, as the top value at the top of the column, the outlet capacity amount is the bottom parameter.

The amount is calculated as:

If $(25) < \text{LH Storage Call Volume}$, then the minimum of $1/3$ of the Available Storage, or the maximum of zero or the desired minus the Usable Water, or the Outlet Capacity.

Formula:

If $((25)_{i-1} < \text{Call})$, then $\text{Min of } 0.33 \times (9) - \text{LCEOM}_{\text{min}}$,
or $(23) + (24) + 6000 - (13) - (14) - (25)_{i-1} - \text{LHEOM}_{\text{min}}$, else zero.

(The 6,000 represents a maximum estimated Lake Houston evaporation loss.)

APPENDIX C RESERVOIR SIMULATION MODELS

11. **EOM Storage.** The volume of water in Lake Conroe at the end of the month. Calculated as last month's EOM Storage plus the Total Inflow, minus DS Calls, minus the Diversions, plus the Precip times the Area, minus the Evap times the Area, limited by the capacity at the top of the spillway.

Formula:

$$(11)_{i-1} + (12) - (9) + (6) \times (5) / 12 - (7) \times (5) / 12 .$$

12. **Lake Conroe Outflow.** The total volume of water that is flowing from Lake Conroe in the month (includes both releases and spills). Calculated as Last month's EOM Storage—EOM Storage (this month), plus Inflow C4', minus Diversions, plus Precip times Area, minus Evap times Area.

Formula:

$$(11)_{i-1} - (11) + (2) - (9) - (10) + (6) \times (5) / 12 - (7) \times (5) / 12 .$$

13. **Lake Houston Gain.** The amount of water that the Lake Houston inflow gains, in addition to the outflow of Lake Conroe. Calculated in the hydrological analysis.
14. **Luce Bayou Transbasin.** The amount of water brought into Lake Houston from the Trinity River, via Luce Bayou, for SJRA's use.
15. **Total Inflow to Lake Houston.** The total amount of water that flows into Lake Houston. Calculated as the Lake Conroe Total Outflow plus the Lake Houston GAIN and Luce Bayou Transbasin, $(12) + (13) + (14)$.

LAKE HOUSTON WATER BALANCE CALCULATIONS

16. **Available Water.** The maximum amount of water in storage plus the water stored during the month. Calculated as the minimum of the previous month's EOM Storage plus the Total Inflow to Lake Houston, $(25)_{i-1} + (15)$, or the maximum limit, shown at the top of the column
17. **Elev.** The stage of the lake corresponding to the average monthly storage volume, $[(17) + (25)_{i-1}] / 2$. Calculated by using an area-capacity lookup table.
18. **Area.** The surface area, in acres, of the lake corresponding to the elevation in (18).
19. **Precip.** The precipitation, in inches, at Lake Houston.
20. **Lake Evap.** The lake evaporation, in inches, at Lake Houston.
21. **Usable Water.** The Available Water discounting the meteorological effects. Calculated as the minimum of the Available Water plus the Precip. times the Area minus the Evap. times the Area, $((17) + (20) \times (19) - (21) \times (19))$, or the maximum limit shown at the top of the column.

APPENDIX C RESERVOIR SIMULATION MODELS

22. **Diversion SJRA.** SJRA diversions as desired in the monthly amounts at top of column. If this is not available, it is calculated as 28% of the Usable Water minus the Lake Houston minimum storage, (22)-EOM_{min}.
23. **Diversion COH.** COH diversions as desired in the monthly amounts at top of column. If full amount not available, calculated as the Usable Water minus the SJRA diversions, minus the Lake Houston minimum storage, (22)-(23)-EOM_{min}.
24. **EOM Storage.** The volume of water in Lake Houston at the end of the month. Calculated as last month's EOM storage plus the total inflow, minus the diversions, plus the precip times the area, minus the evap times the area, limited by the capacity at the top of the spillway.

Formula:

$$(25)_{i-1} + (15) - (23) - (24) + (20) \times (19) / 12 - (21) \times (19) / 12$$

25. **Lake Houston Outflow.** The volume of water that flows over the Lake Houston spillway in the month. Calculated as Last month's EOM Storage—EOM Storage (this month), plus Total Inflow, minus diversions, plus precip times area, minus evap times area.

Formula:

$$(25)_{i-1} - (25) + (15) - (23) - (24) + (20) \times (19) / 12 - (21) \times (19) / 12.$$

Reservoir Simulation Models

C-1. Alternative No. 1

Montgomery Watson
and Georgia A. Wilson & Assoc., Inc.
LAKE HOUSTON / LAKE CONROE RESERVOIR OPERATION STUDY
San Jacinto River Reservoir Operations Model
Project # 3298.1023 / 14040
ALTERNATIVE #1: Existing Firm Yield with Reserve Storage
Note: Column formulas are presented at start of Appendix C

WATER BALANCE FOR LAKE CONROE

(1) Month-Yr	(2) Inflow C4' (acre-ft)	(3) Available Water (acre-ft)	(4) Water Surface Elev.	(5) Surface Area (acre)	(6) Precip. (in)	(7) Lake Evap. (in)	(8) Usable Water (acre-ft)	(9) Diversions (Gulf St) (acre-ft)
Limits & criteria:		Temporary limit: 465,260					Temporary limit: 440,260	467
Jan-50	40,924	465,260	201.81	21,572	4.34	0.67	440,260	467
Feb-50	48,761	465,260	201.81	21,572	4.70	0.89	440,260	467
Mar-50	13,169	443,429	201.30	21,203	1.15	2.03	440,260	467
Apr-50	18,066	448,326	201.42	21,290	4.66	3.53	440,260	467
May-50	27,282	457,542	201.63	21,442	2.34	5.47	440,260	467
Jun-50	84,275	465,260	201.81	21,572	6.67	6.96	440,260	467
Jul-50	3,276	433,536	201.07	21,036	3.09	6.99	426,698	467
Aug-50	817	427,049	200.82	20,857	0.68	6.02	417,768	467
Sep-50	2,943	420,245	200.44	20,587	1.41	5.73	412,828	467
Oct-50	2,173	414,535	200.18	20,403	0.65	3.49	409,711	467
Nov-50	856	410,100	200.00	20,275	1.10	1.74	409,013	467
Dec-50	1,932	410,479	199.99	20,268	1.05	0.90	410,732	467
Jan-51	2,582	405,633	199.73	20,090	5.05	0.67	412,959	467
Feb-51	4,194	402,218	199.52	19,946	1.33	0.89	402,953	467
Mar-51	6,963	403,639	199.52	19,946	4.55	2.03	407,833	467
Apr-51	4,229	411,595	199.99	20,268	1.20	3.53	407,669	467
May-51	1,938	404,670	199.70	20,070	3.12	5.47	400,740	467
Jun-51	679	383,334	198.65	19,359	3.12	6.96	377,138	467
Jul-51	465	360,529	197.45	18,578	1.00	6.99	351,245	467
Aug-51	356	330,849	195.80	17,514	1.89	6.02	324,825	467
Sep-51	621	302,348	194.10	16,470	5.08	5.73	301,446	467
Oct-51	480	293,881	193.00	15,820	1.11	3.49	290,748	467
Nov-51	597	272,922	192.00	15,255	1.46	1.74	272,558	467
Dec-51	2,350	256,090	191.00	14,700	2.38	0.90	257,897	467
Jan-52	2,217	245,521	190.00	14,165	0.81	0.67	245,682	467
Feb-52	8,735	239,269	189.00	13,660	6.69	0.89	245,872	467
Mar-52	8,406	253,811	190.00	14,165	2.03	2.03	253,816	467
Apr-52	39,263	292,612	192.00	15,255	5.75	3.53	295,440	467
May-52	15,183	310,157	194.10	16,470	3.30	5.47	307,177	467
Jun-52	4,412	311,122	194.50	16,710	3.52	6.96	306,324	467
Jul-52	1,770	307,627	194.40	16,650	4.07	6.99	303,572	467
Aug-52	383	303,488	194.20	16,530	1.02	6.02	296,612	467
Sep-52	290	296,435	193.00	15,820	2.46	5.73	292,124	467
Oct-52	264	291,921	193.00	15,820	0.00	3.49	287,326	467
Nov-52	629	279,570	192.00	15,255	6.19	1.74	285,217	467
Dec-52	4,011	271,783	192.00	15,255	5.20	0.90	277,243	467
Jan-53	7,021	283,798	192.00	15,255	1.48	0.67	284,820	467
Feb-53	13,794	298,147	193.00	15,820	3.20	0.89	301,184	467
Mar-53	7,168	307,885	194.20	16,530	0.07	2.03	305,184	467
Apr-53	11,949	316,666	194.60	16,770	1.19	3.53	313,404	467
May-53	84,231	397,169	197.17	18,399	7.39	5.47	400,110	467
Jun-53	2,548	402,191	199.56	19,974	3.28	6.96	396,064	467
Jul-53	2,261	397,859	199.35	19,830	1.94	6.99	389,503	467
Aug-53	1,870	390,907	199.01	19,597	7.88	6.02	393,946	467
Sep-53	3,541	397,020	199.27	19,775	0.13	5.73	387,789	467
Oct-53	1,785	389,108	198.92	19,537	2.46	3.49	387,442	467
Nov-53	4,867	391,842	198.98	19,577	4.95	1.74	397,080	467
Dec-53	27,623	424,236	200.03	20,296	6.81	0.90	434,219	467
Jan-54	9,532	439,792	201.22	21,145	1.55	0.67	440,260	467
Feb-54	4,582	434,842	201.10	21,058	0.08	0.89	433,425	467
Mar-54	2,758	433,018	201.06	21,029	0.84	2.03	430,933	467
Apr-54	2,867	433,127	201.06	21,029	2.64	3.53	431,573	467

(1) Month-Yr	(10) D.S. Calls (acre-ft)	(11) EOM Storage (acre-ft)	(12) Total Outflow (acre-ft)	(13) Lk Houston Gain (acre-ft)	(14) Luce Bayou Transbasin (acre-ft)	(15) Total Inflow Lk Houston (acre-ft)	(17) Available Water (acre-ft)	(18) Water Surface Elev.
Limits & criteria:	start when H at: 113,610 Cap.: 42,259	limits: 140,940 430,260	Minimum set at: 0		Currently set to: 0		Temporary limit: 164,061	
Jan-50	0	430,260	47,056	187,347	0	234,403	164,061	45.69
Feb-50	0	430,260	55,139	259,087	0	314,226	164,061	45.69
Mar-50	0	430,260	11,148	47,197	0	58,345	164,061	45.69
Apr-50	0	430,260	19,612	95,491	0	115,103	164,061	45.69
May-50	0	430,260	21,223	110,606	0	131,828	164,061	45.69
Jun-50	0	430,260	83,292	446,119	0	529,410	164,061	45.69
Jul-50	0	426,232	0	32,409	0	32,409	164,061	45.69
Aug-50	0	417,302	0	6,244	0	6,244	140,234	44.73
Sep-50	0	412,362	0	11,027	0	11,027	124,016	43.00
Oct-50	0	409,244	0	5,912	0	5,912	104,145	41.17
Nov-50	0	408,546	0	5,344	0	5,344	85,211	39.00
Dec-50	7,214	403,051	7,214	4,972	0	12,186	74,971	37.20
Jan-51	14,469	398,024	14,469	7,437	0	21,905	74,971	36.50
Feb-51	5,810	396,676	5,810	13,416	0	19,225	74,971	36.70
Mar-51	0	407,366	0	23,595	0	23,595	76,843	36.70
Apr-51	4,471	402,732	4,471	13,950	0	18,420	74,971	36.80
May-51	17,618	382,655	17,618	5,734	0	23,352	74,971	36.40
Jun-51	16,608	360,064	16,608	6,590	0	23,199	74,971	36.50
Jul-51	20,285	330,493	20,285	3,776	0	24,062	74,971	36.40
Aug-51	22,631	301,727	22,631	2,782	0	25,413	74,971	36.30
Sep-51	7,578	293,401	7,578	16,696	0	24,274	74,971	36.40
Oct-51	17,956	272,325	17,956	4,150	0	22,106	74,971	36.50
Nov-51	18,351	253,740	18,351	5,006	0	23,358	74,971	36.40
Dec-51	14,126	243,304	14,126	8,010	0	22,136	74,971	36.50
Jan-52	14,682	230,534	14,682	6,384	0	21,066	74,971	36.60
Feb-52	0	245,405	0	44,532	0	44,532	97,565	38.10
Mar-52	0	253,349	0	23,184	0	23,184	102,944	40.06
Apr-52	0	294,974	0	217,413	0	217,413	164,061	43.39
May-52	0	306,710	0	79,219	0	79,219	164,061	45.69
Jun-52	0	305,857	0	17,151	0	17,151	151,141	45.15
Jul-52	0	303,105	0	6,013	0	6,013	132,027	44.03
Aug-52	0	296,145	0	3,743	0	3,743	111,383	42.07
Sep-52	0	291,658	0	3,616	0	3,616	88,811	39.50
Oct-52	7,919	278,940	7,919	2,447	0	10,365	74,971	37.30
Nov-52	16,978	267,772	16,978	7,219	0	24,197	74,971	36.40
Dec-52	0	276,776	0	24,262	0	24,262	80,099	37.10
Jan-53	0	284,353	0	19,290	0	19,290	80,263	37.40
Feb-53	0	300,717	0	54,799	0	54,799	113,592	39.40
Mar-53	0	304,718	0	18,727	0	18,727	112,152	41.35
Apr-53	0	312,938	0	72,549	0	72,549	161,050	43.61
May-53	0	399,643	0	450,077	0	450,077	164,061	45.69
Jun-53	0	395,598	0	8,182	0	8,182	142,172	44.80
Jul-53	0	389,036	0	6,418	0	6,418	123,264	43.15
Aug-53	0	393,479	0	7,371	0	7,371	104,214	41.10
Sep-53	0	387,322	0	15,529	0	15,529	99,887	40.15
Oct-53	0	386,975	0	7,181	0	7,181	80,817	38.30
Nov-53	0	396,613	0	22,914	0	22,914	81,177	37.30
Dec-53	0	430,260	3,493	100,673	0	104,165	164,061	42.41
Jan-54	0	430,260	10,614	43,611	0	54,226	164,061	45.69
Feb-54	0	430,260	2,698	17,018	0	19,716	153,706	45.26
Mar-54	0	430,260	207	7,288	0	7,495	138,321	44.54
Apr-54	0	430,260	846	8,750	0	9,596	124,784	43.14

WATER BALANCE FOR LAKE HOUSTON

(1) Month-Yr	(19) Surface Area (acre)	(20) Precip. (in)	(21) Lake Evap. (in)	(22) Usable Water (acre-ft)	(23) Diversion SJRA (acre-ft)	(24) Diversion COH (acre-ft)	(25) EOM Storage (acre-ft)	(26) Lk Houston Outflow (acre-ft)
Limits & criteria:		1.42857		Temporary limit: 156,061	per month: 6,131	per month: 15,940	limit: 46,900 133,990	
Jan-50	13,098	4.62	0.64	156,061	6,131	15,940	133,990	216,676
Feb-50	13,098	5.00	0.85	156,061	6,131	15,940	133,990	296,686
Mar-50	13,098	1.22	1.93	156,061	6,131	15,940	133,990	35,499
Apr-50	13,098	4.96	3.36	156,061	6,131	15,940	133,990	94,779
May-50	13,098	2.49	5.21	156,061	6,131	15,940	133,990	106,788
Jun-50	13,098	7.10	6.63	156,061	6,131	15,940	133,990	507,853
Jul-50	13,098	3.29	6.66	156,061	6,131	15,940	133,990	6,660
Aug-50	12,393	0.72	5.73	135,060	6,131	15,940	112,989	0
Sep-50	11,251	1.50	5.46	120,304	6,131	15,940	98,233	0
Oct-50	10,073	0.69	3.32	101,937	6,131	15,940	79,866	0
Nov-50	8,712	1.17	1.66	84,855	6,131	15,940	62,784	0
Dec-50	7,626	1.12	0.86	75,136	6,131	15,940	53,065	0
Jan-51	7,218	5.37	0.64	77,816	6,131	15,940	55,745	0
Feb-51	7,332	1.42	0.85	75,319	6,131	15,940	53,248	0
Mar-51	7,332	4.84	1.93	78,621	6,131	15,940	56,550	0
Apr-51	7,390	1.28	3.36	73,690	6,131	15,940	51,619	0
May-51	7,162	3.32	5.21	73,843	6,131	15,940	51,772	0
Jun-51	7,218	3.32	6.63	72,980	6,131	15,940	50,909	0
Jul-51	7,162	1.06	6.66	71,628	6,131	15,940	49,558	0
Aug-51	7,108	2.01	5.73	72,767	6,131	15,940	50,697	0
Sep-51	7,162	5.40	5.46	74,935	6,131	15,940	52,864	0
Oct-51	7,218	1.18	3.32	73,683	6,131	15,940	51,613	0
Nov-51	7,162	1.55	1.66	74,905	6,131	15,940	52,834	0
Dec-51	7,218	2.53	0.86	75,975	6,131	15,940	53,905	0
Jan-52	7,274	0.86	0.64	75,104	6,131	15,940	53,033	0
Feb-52	8,164	7.12	0.85	101,831	6,131	15,940	79,760	0
Mar-52	9,372	2.16	1.93	103,124	6,131	15,940	81,053	0
Apr-52	11,505	6.12	3.36	156,061	6,131	15,940	133,990	145,052
May-52	13,098	3.51	5.21	156,061	6,131	15,940	133,990	55,292
Jun-52	12,693	3.74	6.63	148,084	6,131	15,940	126,014	0
Jul-52	11,926	4.33	6.66	129,711	6,131	15,940	107,640	0
Aug-52	10,649	1.09	5.73	107,266	6,131	15,940	85,195	0
Sep-52	9,022	2.62	5.46	86,676	6,131	15,940	64,605	0
Oct-52	7,685	0.00	3.32	72,844	6,131	15,940	50,774	0
Nov-52	7,162	6.58	1.66	77,907	6,131	15,940	55,836	0
Dec-52	7,567	5.53	0.86	83,044	6,131	15,940	60,973	0
Jan-53	7,744	1.57	0.64	80,863	6,131	15,940	58,792	0
Feb-53	8,960	3.40	0.85	115,496	6,131	15,940	93,425	0
Mar-53	10,188	0.07	1.93	110,572	6,131	15,940	88,502	0
Apr-53	11,649	1.27	3.36	156,061	6,131	15,940	133,990	2,961
May-53	13,098	7.86	5.21	156,061	6,131	15,940	133,990	430,899
Jun-53	12,442	3.49	6.63	138,917	6,131	15,940	116,846	0
Jul-53	11,349	2.06	6.66	118,913	6,131	15,940	96,843	0
Aug-53	10,028	8.38	5.73	106,428	6,131	15,940	84,357	0
Sep-53	9,429	0.14	5.46	95,707	6,131	15,940	73,636	0
Oct-53	8,285	2.62	3.32	80,334	6,131	15,940	58,263	0
Nov-53	7,685	5.27	1.66	83,489	6,131	15,940	61,418	0
Dec-53	10,868	7.24	0.86	156,061	6,131	15,940	133,990	15,301
Jan-54	13,098	1.65	0.64	156,061	6,131	15,940	133,990	33,258
Feb-54	12,774	0.09	0.85	152,897	6,131	15,940	130,827	0
Mar-54	12,263	0.89	1.93	137,258	6,131	15,940	115,188	0
Apr-54	11,342	2.81	3.36	124,264	6,131	15,940	102,193	0

(1) Month-Yr	(2) Inflow C4' (acre-ft)	(3) Available Water (acre-ft)	(4) Water Surface Elev.	(5) Surface Area (acre)	(6) Precip. (in)	(7) Lake Evap. (in)	(8) Usable Water (acre-ft)	(9) Diversion (Gulf St) (acre-ft)
May-54	6,301	436,561	201.14	21,087	2.54	5.47	431,408	467
Jun-54	541	430,801	201.01	20,992	1.17	6.96	420,662	467
Jul-54	2,082	422,277	200.56	20,673	4.57	6.99	418,101	467
Aug-54	2,138	419,772	200.43	20,580	3.66	6.02	415,725	467
Sep-54	256	415,514	200.27	20,467	0.46	5.73	406,521	467
Oct-54	4,175	410,230	199.92	20,220	6.56	3.49	415,412	467
Nov-54	7,083	418,503	200.25	20,453	1.64	1.74	418,320	467
Dec-54	3,120	420,973	200.47	20,609	1.33	0.90	421,715	467
Jan-55	8,056	420,241	200.31	20,495	5.24	0.67	428,036	467
Feb-55	39,330	465,260	201.75	21,529	5.67	0.89	440,260	467
Mar-55	3,282	433,542	201.07	21,036	0.87	2.03	431,522	467
Apr-55	9,655	439,915	201.22	21,145	3.30	3.53	439,513	467
May-55	2,841	433,101	201.06	21,029	3.33	5.47	429,345	467
Jun-55	853	429,732	200.95	20,950	1.47	6.96	420,138	467
Jul-55	659	420,331	200.50	20,630	1.89	6.99	411,557	467
Aug-55	2,220	413,311	200.12	20,360	9.49	6.02	419,211	467
Sep-55	538	419,283	200.45	20,595	5.02	5.73	418,058	467
Oct-55	425	411,033	200.05	20,311	0.59	3.49	406,135	467
Nov-55	373	386,664	198.83	19,478	1.00	1.74	385,453	467
Dec-55	653	364,186	197.64	18,700	1.50	0.90	365,122	467
Jan-56	2,209	348,041	196.72	18,108	3.72	0.67	352,644	467
Feb-56	8,089	347,617	196.53	17,985	2.27	0.89	349,688	467
Mar-56	3,837	353,059	196.96	18,264	0.73	2.03	351,091	467
Apr-56	8,600	359,224	197.16	18,392	1.73	3.53	356,467	467
May-56	1,982	356,973	197.22	18,431	3.12	5.47	353,364	467
Jun-56	1,856	335,584	196.04	17,666	3.83	6.96	330,968	467
Jul-56	386	311,737	194.60	16,770	0.36	6.99	302,463	467
Aug-56	242	281,179	192.00	15,255	0.36	6.02	273,985	467
Sep-56	242	249,370	190.00	14,165	1.77	5.73	244,688	467
Oct-56	247	220,808	188.00	13,165	2.50	3.49	219,726	467
Nov-56	382	196,900	186.00	12,225	1.43	1.74	196,579	467
Dec-56	1,891	177,611	185.00	11,755	4.80	0.90	181,432	467
Jan-57	666	163,380	184.00	11,290	0.86	0.67	163,552	467
Feb-57	2,450	149,007	182.00	10,390	2.31	0.89	150,237	467
Mar-57	10,041	150,981	182.00	10,390	10.73	2.03	158,521	467
Apr-57	48,453	206,508	185.00	11,755	7.59	3.53	210,482	467
May-57	38,013	248,029	189.00	13,660	1.76	5.47	243,803	467
Jun-57	10,017	253,353	190.00	14,165	3.72	6.96	249,529	467
Jul-57	781	249,843	190.00	14,165	0.79	6.99	242,521	467
Aug-57	301	242,355	190.00	14,165	3.04	6.02	238,837	467
Sep-57	762	239,132	189.00	13,660	7.79	5.73	241,477	467
Oct-57	26,511	267,522	191.00	14,700	10.84	3.49	276,528	467
Nov-57	67,403	343,464	194.50	16,710	6.30	1.74	349,807	467
Dec-57	18,297	367,637	197.35	18,514	1.72	0.90	368,898	467
Jan-58	54,419	422,850	199.29	19,789	4.41	0.67	429,012	467
Feb-58	26,038	454,583	201.52	21,362	3.37	0.89	440,260	467
Mar-58	6,272	436,532	201.14	21,087	1.38	2.03	435,399	467
Apr-58	9,866	440,126	201.23	21,152	2.43	3.53	438,182	467
May-58	30,137	460,397	201.70	21,493	2.26	5.47	440,260	467
Jun-58	723	430,983	201.01	20,992	0.44	6.96	419,578	467
Jul-58	410	419,522	200.46	20,602	5.68	6.99	417,264	467
Aug-58	274	417,071	200.35	20,524	2.97	6.02	411,862	467
Sep-58	5,350	416,745	200.21	20,424	14.48	5.73	431,626	467
Oct-58	7,315	437,575	201.17	21,108	1.91	3.49	434,800	467
Nov-58	2,778	433,038	201.06	21,029	1.24	1.74	432,158	467
Dec-58	2,282	432,542	201.05	21,021	0.73	0.90	432,245	467
Jan-59	3,355	433,615	201.07	21,036	2.54	0.67	436,886	467
Feb-59	19,249	444,509	201.21	21,137	10.65	0.89	440,260	467
Mar-59	5,096	435,356	201.11	21,065	1.49	2.03	434,406	467
Apr-59	101,290	465,260	201.81	21,572	7.29	3.53	440,260	467
May-59	15,069	445,329	201.35	21,239	5.83	5.47	440,260	467
Jun-59	6,426	436,686	201.15	21,094	2.61	6.96	429,042	467
Jul-59	2,579	431,155	200.98	20,971	9.09	6.99	434,819	467
Aug-59	2,652	432,912	201.06	21,029	7.94	6.02	436,288	467

(1) Month-Yr	(10) D.S. Calls (acre-ft)	(11) EOM Storage (acre-ft)	(12) Total Outflow (acre-ft)	(13) Lk Houston Gain (acre-ft)	(14) Luce Bayou Transbasin (acre-ft)	(15) Total Inflow Lk Houston (acre-ft)	(17) Available Water (acre-ft)	(18) Water Surface Elev.
May-54	0	430,260	681	16,274	0	16,955	119,149	42.19
Jun-54	0	420,195	0	3,577	0	3,577	98,412	40.66
Jul-54	0	417,634	0	41,337	0	41,337	113,299	40.21
Aug-54	0	415,258	0	9,236	0	9,236	99,044	40.41
Sep-54	0	406,055	0	2,136	0	2,136	77,639	38.20
Oct-54	3,525	411,420	3,525	19,283	0	22,808	74,971	36.50
Nov-54	0	417,853	0	19,891	0	19,891	74,993	36.70
Dec-54	9,063	412,185	9,063	12,936	0	21,999	74,971	36.50
Jan-55	0	427,569	0	29,202	0	29,202	82,439	37.10
Feb-55	0	430,260	44,740	172,117	0	216,857	164,061	42.51
Mar-55	0	430,260	795	9,438	0	10,233	144,223	44.88
Apr-55	0	430,260	8,786	27,701	0	36,487	157,597	44.90
May-55	0	428,879	0	7,884	0	7,884	141,874	44.79
Jun-55	0	419,672	0	4,841	0	4,841	122,913	43.19
Jul-55	0	411,091	0	4,817	0	4,817	100,854	40.87
Aug-55	0	418,744	0	6,716	0	6,716	81,670	38.40
Sep-55	6,984	410,607	6,984	5,348	0	12,332	74,971	37.20
Oct-55	19,377	386,291	19,377	2,770	0	22,147	74,971	36.50
Nov-55	21,453	363,532	21,453	2,235	0	23,689	74,971	36.40
Dec-55	18,824	345,832	18,824	3,605	0	22,429	74,971	36.50
Jan-56	12,650	339,527	12,650	8,976	0	21,625	74,971	36.60
Feb-56	0	349,222	0	32,372	0	32,372	87,285	37.50
Mar-56	0	350,624	0	9,272	0	9,272	75,507	37.50
Apr-56	1,010	354,990	1,010	21,271	0	22,282	74,971	36.50
May-56	19,169	333,728	19,169	3,816	0	22,985	74,971	36.50
Jun-56	19,151	311,351	19,151	4,057	0	23,207	74,971	36.50
Jul-56	21,059	280,937	21,059	2,551	0	23,610	74,971	36.40
Aug-56	24,390	249,128	24,390	1,429	0	25,819	74,971	36.30
Sep-56	23,662	220,560	23,662	1,578	0	25,240	74,971	36.30
Oct-56	22,742	196,517	22,742	1,449	0	24,191	74,971	36.40
Nov-56	20,393	175,720	20,393	2,072	0	22,464	74,971	36.50
Dec-56	18,251	162,714	18,251	3,904	0	22,155	74,971	36.50
Jan-57	16,528	146,558	16,528	2,986	0	19,514	74,971	36.70
Feb-57	15,761	140,940	8,830	6,144	0	14,974	68,039	36.10
Mar-57	0	158,054	0	49,207	0	49,207	96,115	37.60
Apr-57	0	210,016	0	146,397	0	146,397	164,061	43.36
May-57	0	243,336	0	141,767	0	141,767	164,061	45.69
Jun-57	0	249,062	0	36,691	0	36,691	164,061	45.69
Jul-57	0	242,054	0	4,020	0	4,020	138,010	44.65
Aug-57	0	238,371	0	2,335	0	2,335	112,291	42.24
Sep-57	0	241,010	0	8,830	0	8,830	96,809	40.18
Oct-57	0	276,061	0	146,160	0	146,160	164,061	43.19
Nov-57	0	349,340	0	255,753	0	255,753	164,061	45.69
Dec-57	0	368,431	0	62,532	0	62,532	164,061	45.69
Jan-58	0	428,545	0	293,967	0	293,967	164,061	45.69
Feb-58	0	430,260	28,275	130,587	0	158,863	164,061	45.69
Mar-58	0	430,260	4,672	23,101	0	27,773	161,763	45.60
Apr-58	0	430,260	7,455	30,340	0	37,796	164,061	45.69
May-58	0	430,260	23,913	97,097	0	121,010	164,061	45.69
Jun-58	0	419,112	0	4,417	0	4,417	138,407	44.66
Jul-58	0	416,797	0	2,584	0	2,584	112,584	42.26
Aug-58	0	411,395	0	2,211	0	2,211	92,168	40.03
Sep-58	0	430,260	899	26,477	0	27,376	95,471	38.90
Oct-58	0	430,260	4,073	22,986	0	27,059	107,625	40.37
Nov-58	0	430,260	1,432	7,735	0	9,166	93,693	39.80
Dec-58	0	430,260	1,518	5,189	0	6,707	78,068	38.00
Jan-59	11,159	425,260	11,159	7,868	0	19,027	74,971	36.80
Feb-59	0	430,260	30,970	81,134	0	112,104	164,061	42.03
Mar-59	0	430,260	3,679	14,434	0	18,113	152,103	45.19
Apr-59	0	430,260	107,594	462,192	0	569,786	164,061	45.51
May-59	0	430,260	15,235	111,123	0	126,357	164,061	45.69
Jun-59	0	428,576	0	39,287	0	39,287	164,061	45.69
Jul-59	0	430,260	4,092	15,515	0	19,607	153,597	45.26
Aug-59	0	430,260	5,562	17,972	0	23,534	157,524	45.42

(1) Month-Yr	(19) Surface Area (acre)	(20) Precip. (in)	(21) Lake Evap. (in)	(22) Usable Water (acre-ft)	(23) Diversion SJRA (acre-ft)	(24) Diversion COH (acre-ft)	(25) EOM Storage (acre-ft)	(26) Lk Houston Outflow (acre-ft)
May-54	10,726	2.70	5.21	116,905	6,131	15,940	94,835	0
Jun-54	9,750	1.24	6.63	94,032	6,131	15,940	71,962	0
Jul-54	9,466	4.86	6.66	111,879	6,131	15,940	89,808	0
Aug-54	9,592	3.89	5.73	97,573	6,131	15,940	75,503	0
Sep-54	8,224	0.49	5.46	74,233	6,131	15,940	52,162	0
Oct-54	7,218	6.98	3.32	77,172	6,131	15,940	55,101	0
Nov-54	7,332	1.74	1.66	75,042	6,131	15,940	52,971	0
Dec-54	7,218	1.42	0.86	75,307	6,131	15,940	53,237	0
Jan-55	7,567	5.57	0.64	85,548	6,131	15,940	63,477	0
Feb-55	10,933	6.03	0.85	156,061	6,131	15,940	133,990	128,993
Mar-55	12,498	0.93	1.93	143,181	6,131	15,940	121,111	0
Apr-55	12,512	3.51	3.36	156,061	6,131	15,940	133,990	1,693
May-55	12,435	3.54	5.21	140,143	6,131	15,940	118,073	0
Jun-55	11,375	1.56	6.63	118,108	6,131	15,940	96,037	0
Jul-55	9,882	2.01	6.66	97,025	6,131	15,940	74,954	0
Aug-55	8,346	10.10	5.73	84,709	6,131	15,940	62,639	0
Sep-55	7,626	5.34	5.46	74,894	6,131	15,940	52,824	0
Oct-55	7,218	0.63	3.32	73,353	6,131	15,940	51,282	0
Nov-55	7,162	1.06	1.66	74,612	6,131	15,940	52,542	0
Dec-55	7,218	1.60	0.86	75,416	6,131	15,940	53,345	0
Jan-56	7,274	3.96	0.64	76,983	6,131	15,940	54,912	0
Feb-56	7,804	2.42	0.85	88,306	6,131	15,940	66,235	0
Mar-56	7,804	0.78	1.93	74,760	6,131	15,940	52,689	0
Apr-56	7,218	1.84	3.36	74,056	6,131	15,940	51,986	0
May-56	7,218	3.32	5.21	73,834	6,131	15,940	51,763	0
Jun-56	7,218	4.07	6.63	73,431	6,131	15,940	51,360	0
Jul-56	7,162	0.38	6.66	71,222	6,131	15,940	49,152	0
Aug-56	7,108	0.38	5.73	71,802	6,131	15,940	49,731	0
Sep-56	7,108	1.88	5.46	72,850	6,131	15,940	50,779	0
Oct-56	7,162	2.66	3.32	74,577	6,131	15,940	52,506	0
Nov-56	7,218	1.52	1.66	74,886	6,131	15,940	52,816	0
Dec-56	7,218	5.11	0.86	77,527	6,131	15,940	55,456	0
Jan-57	7,332	0.91	0.64	75,136	6,131	15,940	53,065	0
Feb-57	7,002	2.46	0.85	68,979	6,131	15,940	46,908	0
Mar-57	7,864	11.42	1.93	102,334	6,131	15,940	80,263	0
Apr-57	11,485	8.07	3.36	156,061	6,131	15,940	133,990	75,108
May-57	13,098	1.87	5.21	156,061	6,131	15,940	133,990	116,051
Jun-57	13,098	3.96	6.63	156,061	6,131	15,940	133,990	11,706
Jul-57	12,338	0.84	6.66	132,026	6,131	15,940	109,956	0
Aug-57	10,758	3.23	5.73	110,049	6,131	15,940	87,979	0
Sep-57	9,447	8.29	5.46	99,037	6,131	15,940	76,966	0
Oct-57	11,375	11.53	3.32	156,061	6,131	15,940	133,990	74,848
Nov-57	13,098	6.70	1.66	156,061	6,131	15,940	133,990	239,183
Dec-57	13,098	1.83	0.86	156,061	6,131	15,940	133,990	41,521
Jan-58	13,098	4.69	0.64	156,061	6,131	15,940	133,990	276,317
Feb-58	13,098	3.59	0.85	156,061	6,131	15,940	133,990	139,783
Mar-58	13,030	1.47	1.93	156,061	6,131	15,940	133,990	5,203
Apr-58	13,098	2.58	3.36	156,061	6,131	15,940	133,990	14,874
May-58	13,098	2.40	5.21	156,061	6,131	15,940	133,990	95,872
Jun-58	12,345	0.47	6.63	132,070	6,131	15,940	110,000	0
Jul-58	10,770	6.04	6.66	112,028	6,131	15,940	89,957	0
Aug-58	9,353	3.16	5.73	90,165	6,131	15,940	68,094	0
Sep-58	8,651	15.40	5.46	102,636	6,131	15,940	80,566	0
Oct-58	9,567	2.03	3.32	106,597	6,131	15,940	84,526	0
Nov-58	9,208	1.32	1.66	93,432	6,131	15,940	71,361	0
Dec-58	8,104	0.78	0.86	78,014	6,131	15,940	55,943	0
Jan-59	7,390	2.70	0.64	76,239	6,131	15,940	54,169	0
Feb-59	10,623	11.33	0.85	156,061	6,131	15,940	133,990	19,489
Mar-59	12,723	1.58	1.93	151,732	6,131	15,940	129,661	0
Apr-59	12,962	7.76	3.36	156,061	6,131	15,940	133,990	548,139
May-59	13,098	6.20	5.21	156,061	6,131	15,940	133,990	105,367
Jun-59	13,098	2.78	6.63	156,061	6,131	15,940	133,990	13,014
Jul-59	12,774	9.67	6.66	156,061	6,131	15,940	133,990	741
Aug-59	12,893	8.45	5.73	156,061	6,131	15,940	133,990	4,385

(1) Month-Yr	(2) Inflow C4' (acre-ft)	(3) Available Water (acre-ft)	(4) Water Surface Elev.	(5) Surface Area (acre)	(6) Precip. (in)	(7) Lake Evap. (in)	(8) Usable Water (acre-ft)	(9) Diversions (Gulf St) (acre-ft)
Sep-59	826	431,086	201.01	20,992	4.47	5.73	428,885	467
Oct-59	5,534	433,952	201.04	21,014	5.41	3.49	437,329	467
Nov-59	8,674	438,934	201.20	21,130	1.79	1.74	439,009	467
Dec-59	22,701	452,961	201.53	21,369	5.02	0.90	440,260	467
Jan-60	21,116	451,376	201.49	21,340	1.93	0.67	440,260	467
Feb-60	31,908	462,168	201.74	21,522	3.69	0.89	440,260	467
Mar-60	8,112	438,372	201.18	21,116	0.36	2.03	435,435	467
Apr-60	5,663	435,923	201.13	21,079	1.33	3.53	432,071	467
May-60	15,286	445,546	201.35	21,239	0.85	5.47	437,361	467
Jun-60	59,123	465,260	201.81	21,572	13.78	6.96	440,260	467
Jul-60	29,646	459,906	201.69	21,485	2.20	6.99	440,260	467
Aug-60	19,743	450,003	201.46	21,319	6.97	6.02	440,260	467
Sep-60	4,534	434,794	201.10	21,058	0.57	5.73	425,740	467
Oct-60	37,601	462,875	201.64	21,449	6.88	3.49	440,260	467
Nov-60	68,029	465,260	201.81	21,572	3.47	1.74	440,260	467
Dec-60	56,330	465,260	201.81	21,572	8.43	0.90	440,260	467
Jan-61	75,999	465,260	201.81	21,572	4.17	0.67	440,260	467
Feb-61	70,838	465,260	201.81	21,572	3.65	0.89	440,260	467
Mar-61	8,812	439,072	201.20	21,130	1.73	2.03	438,549	467
Apr-61	10,537	440,797	201.24	21,159	2.27	3.53	438,588	467
May-61	3,126	433,386	201.07	21,036	3.37	5.47	429,712	467
Jun-61	9,800	439,046	201.18	21,116	10.44	6.96	440,260	467
Jul-61	25,935	456,195	201.60	21,420	9.47	6.99	440,260	467
Aug-61	2,455	432,715	201.05	21,021	3.92	6.02	429,043	467
Sep-61	45,295	465,260	201.78	21,551	7.42	5.73	440,260	467
Oct-61	2,550	432,810	201.05	21,021	0.05	3.49	426,785	467
Nov-61	4,323	430,642	200.91	20,921	9.59	1.74	440,260	467
Dec-61	9,053	439,313	201.21	21,137	3.11	0.90	440,260	467
Jan-62	15,051	445,311	201.35	21,239	1.63	0.67	440,260	467
Feb-62	8,009	438,269	201.18	21,116	0.67	0.89	437,873	467
Mar-62	5,025	435,285	201.11	21,065	0.88	2.03	433,279	467
Apr-62	6,656	436,916	201.15	21,094	4.52	3.53	438,663	467
May-62	5,466	435,726	201.12	21,072	1.08	5.47	428,018	467
Jun-62	3,561	431,112	200.95	20,950	6.96	6.96	431,103	467
Jul-62	1,756	432,016	201.04	21,014	0.07	6.99	419,885	467
Aug-62	556	419,975	200.48	20,616	2.60	6.02	414,112	467
Sep-62	2,266	415,911	200.24	20,445	3.73	5.73	412,501	467
Oct-62	848	412,883	200.13	20,367	2.93	3.49	411,944	467
Nov-62	3,481	405,441	199.70	20,070	5.34	1.74	411,456	467
Dec-62	29,046	440,035	200.76	20,815	4.49	0.90	440,260	467
Jan-63	20,372	450,632	201.47	21,326	2.90	0.67	440,260	467
Feb-63	15,324	445,584	201.35	21,239	2.44	0.89	440,260	467
Mar-63	6,025	436,285	201.14	21,087	0.52	2.03	433,632	467
Apr-63	10,270	440,530	201.24	21,159	0.86	3.53	435,834	467
May-63	3,173	433,433	201.07	21,036	0.58	5.47	424,865	467
Jun-63	1,782	426,181	200.75	20,808	7.32	6.96	426,807	467
Jul-63	3,226	429,566	200.88	20,900	1.96	6.99	420,792	467
Aug-63	705	421,030	200.53	20,651	1.74	6.02	413,669	467
Sep-63	438	413,640	200.18	20,403	1.82	5.73	406,994	467
Oct-63	407	402,723	199.64	20,028	0.28	3.49	397,376	467
Nov-63	2,884	378,353	198.33	19,148	5.38	1.74	384,152	467
Dec-63	7,436	378,446	198.22	19,075	4.54	0.90	384,228	467
Jan-64	9,347	393,108	198.93	19,544	2.72	0.67	396,438	467
Feb-64	12,912	408,884	199.63	20,022	4.67	0.89	415,189	467
Mar-64	24,136	438,858	200.83	20,864	2.11	2.03	438,996	467
Apr-64	18,094	448,354	201.42	21,290	1.53	3.53	440,260	467
May-64	7,024	437,284	201.16	21,101	2.12	5.47	431,384	467
Jun-64	6,685	436,945	201.15	21,094	1.78	6.96	427,831	467
Jul-64	735	428,100	200.87	20,893	1.58	6.99	418,674	467
Aug-64	544	418,751	200.42	20,573	2.45	6.02	412,642	467
Sep-64	2,354	414,530	200.18	20,403	6.35	5.73	415,587	467
Oct-64	2,802	417,922	200.33	20,509	2.21	3.49	415,740	467
Nov-64	13,627	428,901	200.60	20,701	4.02	1.74	432,834	467
Dec-64	9,171	439,431	201.21	21,137	5.24	0.90	440,260	467

(1) Month-Yr	(10) D.S. Calls (acre-ft)	(11) EOM Storage (acre-ft)	(12) Total Outflow (acre-ft)	(13) Lk Houston Gain (acre-ft)	(14) Luce Bayou Transbasin (acre-ft)	(15) Total Inflow Lk Houston (acre-ft)	(17) Available Water (acre-ft)	(18) Water Surface Elev.
Sep-59	0	428,418	0	7,031	0	7,031	141,021	44.76
Oct-59	0	430,260	6,602	21,915	0	28,517	146,743	44.35
Nov-59	0	430,260	8,283	35,333	0	43,616	164,061	45.41
Dec-59	0	430,260	29,565	89,415	0	118,980	164,061	45.69
Jan-60	0	430,260	22,881	111,397	0	134,278	164,061	45.69
Feb-60	0	430,260	36,466	178,524	0	214,991	164,061	45.69
Mar-60	0	430,260	4,708	30,795	0	35,504	164,061	45.69
Apr-60	0	430,260	1,344	25,055	0	26,399	160,389	45.54
May-60	0	430,260	6,635	63,922	0	70,557	164,061	45.69
Jun-60	0	430,260	70,915	373,912	0	444,827	164,061	45.69
Jul-60	0	430,260	20,597	159,689	0	180,285	164,061	45.69
Aug-60	0	430,260	20,979	89,046	0	110,025	164,061	45.69
Sep-60	0	425,273	0	25,455	0	25,455	159,445	45.50
Oct-60	0	430,260	38,216	182,214	0	220,430	164,061	45.62
Nov-60	0	430,260	70,664	314,687	0	385,351	164,061	45.69
Dec-60	0	430,260	69,398	267,944	0	337,342	164,061	45.69
Jan-61	0	430,260	81,827	333,075	0	414,902	164,061	45.69
Feb-61	0	430,260	75,324	434,524	0	509,848	164,061	45.69
Mar-61	0	430,260	7,823	36,067	0	43,889	164,061	45.69
Apr-61	0	430,260	7,861	42,843	0	50,704	164,061	45.69
May-61	0	429,245	0	10,442	0	10,442	144,432	44.88
Jun-61	0	430,260	14,446	126,551	0	140,997	164,061	45.14
Jul-61	0	430,260	29,882	139,230	0	169,112	164,061	45.69
Aug-61	0	428,576	0	11,771	0	11,771	145,761	44.93
Sep-61	0	430,260	46,168	311,678	0	357,846	164,061	45.20
Oct-61	0	426,319	0	10,557	0	10,557	144,547	44.89
Nov-61	0	430,260	13,592	21,078	0	34,670	153,739	44.68
Dec-61	0	430,260	12,476	28,622	0	41,099	164,061	45.69
Jan-62	0	430,260	16,273	43,248	0	59,521	164,061	45.69
Feb-62	0	430,260	7,146	28,813	0	35,960	164,061	45.69
Mar-62	0	430,260	2,552	17,258	0	19,810	153,800	45.26
Apr-62	0	430,260	7,936	26,981	0	34,917	164,061	45.56
May-62	0	427,552	0	15,907	0	15,907	149,897	45.10
Jun-62	0	430,260	376	15,016	0	15,392	138,937	44.23
Jul-62	0	419,418	0	6,945	0	6,945	124,585	43.25
Aug-62	0	413,645	0	3,934	0	3,934	100,180	40.84
Sep-62	0	412,035	0	7,781	0	7,781	83,457	38.60
Oct-62	9,517	401,960	9,517	5,119	0	14,635	74,971	37.10
Nov-62	0	410,989	0	27,721	0	27,721	80,495	36.90
Dec-62	0	430,260	15,536	100,321	0	115,856	164,061	42.38
Jan-63	0	430,260	23,873	67,963	0	91,837	164,061	45.69
Feb-63	0	430,260	17,603	76,908	0	94,511	164,061	45.69
Mar-63	0	430,260	2,906	21,918	0	24,823	158,813	45.47
Apr-63	0	430,260	5,107	27,064	0	32,172	164,061	45.69
May-63	0	424,398	0	10,874	0	10,874	144,864	44.90
Jun-63	0	426,340	0	6,217	0	6,217	124,224	43.25
Jul-63	0	420,325	0	11,209	0	11,209	114,466	42.01
Aug-63	0	413,202	0	4,131	0	4,131	92,477	39.90
Sep-63	4,211	402,316	4,211	3,351	0	7,562	74,971	37.50
Oct-63	21,439	375,470	21,439	2,921	0	24,360	74,971	36.40
Nov-63	12,675	371,010	12,675	11,198	0	23,873	74,971	36.40
Dec-63	0	383,761	0	26,012	0	26,012	81,335	37.10
Jan-64	0	395,971	0	27,722	0	27,722	89,490	38.10
Feb-64	0	414,722	0	51,501	0	51,501	120,451	40.44
Mar-64	0	430,260	8,269	105,240	0	113,509	164,061	44.39
Apr-64	0	430,260	14,087	73,009	0	87,096	164,061	45.69
May-64	0	430,260	657	33,239	0	33,896	164,061	45.69
Jun-64	0	427,364	0	25,228	0	25,228	159,218	45.49
Jul-64	0	418,207	0	4,359	0	4,359	136,392	44.51
Aug-64	0	412,176	0	3,697	0	3,697	112,939	42.24
Sep-64	0	415,120	0	7,048	0	7,048	95,119	40.09
Oct-64	0	415,273	0	6,837	0	6,837	80,902	38.30
Nov-64	0	430,260	2,107	36,711	0	38,818	96,980	38.30
Dec-64	0	430,260	16,336	26,078	0	42,414	119,133	40.81

(1) Month-Yr	(19) Surface Area (acre)	(20) Precip. (in)	(21) Lake Evap. (in)	(22) Usable Water (acre-ft)	(23) Diversion SJRA (acre-ft)	(24) Diversion COH (acre-ft)	(25) EOM Storage (acre-ft)	(26) Lk Houston Outflow (acre-ft)
Sep-59	12,414	4.76	5.46	140,297	6,131	15,940	118,226	0
Oct-59	12,137	5.76	3.32	149,211	6,131	15,940	127,140	0
Nov-59	12,886	1.90	1.66	156,061	6,131	15,940	133,990	14,953
Dec-59	13,098	5.34	0.86	156,061	6,131	15,940	133,990	101,800
Jan-60	13,098	2.05	0.64	156,061	6,131	15,940	133,990	113,747
Feb-60	13,098	3.93	0.85	156,061	6,131	15,940	133,990	196,282
Mar-60	13,098	0.38	1.93	156,061	6,131	15,940	133,990	11,741
Apr-60	12,984	1.42	3.36	156,061	6,131	15,940	133,990	2,230
May-60	13,098	0.90	5.21	156,061	6,131	15,940	133,990	43,782
Jun-60	13,098	14.66	6.63	156,061	6,131	15,940	133,990	431,521
Jul-60	13,098	2.34	6.66	156,061	6,131	15,940	133,990	153,499
Aug-60	13,098	7.42	5.73	156,061	6,131	15,940	133,990	89,799
Sep-60	12,954	0.61	5.46	154,209	6,131	15,940	132,139	0
Oct-60	13,045	7.32	3.32	156,061	6,131	15,940	133,990	200,857
Nov-60	13,098	3.69	1.66	156,061	6,131	15,940	133,990	365,496
Dec-60	13,098	8.97	0.86	156,061	6,131	15,940	133,990	324,123
Jan-61	13,098	4.44	0.64	156,061	6,131	15,940	133,990	396,980
Feb-61	13,098	3.88	0.85	156,061	6,131	15,940	133,990	491,084
Mar-61	13,098	1.84	1.93	156,061	6,131	15,940	133,990	21,720
Apr-61	13,098	2.42	3.36	156,061	6,131	15,940	133,990	27,608
May-61	12,498	3.59	5.21	142,745	6,131	15,940	120,674	0
Jun-61	12,686	11.11	6.63	156,061	6,131	15,940	133,990	110,347
Jul-61	13,098	10.07	6.66	156,061	6,131	15,940	133,990	150,764
Aug-61	12,534	4.17	5.73	144,132	6,131	15,940	122,061	0
Sep-61	12,730	7.89	5.46	156,061	6,131	15,940	133,990	326,424
Oct-61	12,505	0.05	3.32	141,139	6,131	15,940	119,069	0
Nov-61	12,358	10.20	1.66	156,061	6,131	15,940	133,990	6,473
Dec-61	13,098	3.31	0.86	156,061	6,131	15,940	133,990	21,702
Jan-62	13,098	1.73	0.64	156,061	6,131	15,940	133,990	38,640
Feb-62	13,098	0.71	0.85	156,061	6,131	15,940	133,990	13,736
Mar-62	12,774	0.94	1.93	152,746	6,131	15,940	130,676	0
Apr-62	13,000	4.81	3.36	156,061	6,131	15,940	133,990	11,103
May-62	12,656	1.15	5.21	145,615	6,131	15,940	123,544	0
Jun-62	12,058	7.40	6.63	139,710	6,131	15,940	117,640	0
Jul-62	11,414	0.07	6.66	118,317	6,131	15,940	96,246	0
Aug-62	9,863	2.77	5.73	97,747	6,131	15,940	75,677	0
Sep-62	8,468	3.97	5.46	82,406	6,131	15,940	60,335	0
Oct-62	7,567	3.12	3.32	74,844	6,131	15,940	52,774	0
Nov-62	7,449	5.68	1.66	82,990	6,131	15,940	60,919	0
Dec-62	10,848	4.78	0.86	156,061	6,131	15,940	133,990	24,259
Jan-63	13,098	3.09	0.64	156,061	6,131	15,940	133,990	72,440
Feb-63	13,098	2.60	0.85	156,061	6,131	15,940	133,990	74,350
Mar-63	12,931	0.55	1.93	156,061	6,131	15,940	133,990	1,266
Apr-63	13,098	0.92	3.36	156,061	6,131	15,940	133,990	7,438
May-63	12,512	0.62	5.21	140,078	6,131	15,940	118,007	0
Jun-63	11,414	7.79	6.63	125,328	6,131	15,940	103,257	0
Jul-63	10,610	2.08	6.66	110,417	6,131	15,940	88,346	0
Aug-63	9,271	1.85	5.73	89,479	6,131	15,940	67,409	0
Sep-63	7,804	1.94	5.46	72,681	6,131	15,940	50,611	0
Oct-63	7,162	0.30	3.32	73,168	6,131	15,940	51,098	0
Nov-63	7,162	5.72	1.66	77,394	6,131	15,940	55,323	0
Dec-63	7,567	4.83	0.86	83,839	6,131	15,940	61,768	0
Jan-64	8,164	2.89	0.64	91,021	6,131	15,940	68,950	0
Feb-64	9,611	4.97	0.85	123,751	6,131	15,940	101,680	0
Mar-64	12,163	2.24	1.93	156,061	6,131	15,940	133,990	59,443
Apr-64	13,098	1.63	3.36	156,061	6,131	15,940	133,990	63,137
May-64	13,098	2.25	5.21	156,061	6,131	15,940	133,990	8,594
Jun-64	12,946	1.89	6.63	154,104	6,131	15,940	132,033	0
Jul-64	12,243	1.68	6.66	131,312	6,131	15,940	109,241	0
Aug-64	10,758	2.61	5.73	110,142	6,131	15,940	88,071	0
Sep-64	9,391	6.76	5.46	96,136	6,131	15,940	74,066	0
Oct-64	8,285	2.35	3.32	80,233	6,131	15,940	58,162	0
Nov-64	8,285	4.28	1.66	98,789	6,131	15,940	76,719	0
Dec-64	9,844	5.57	0.86	122,997	6,131	15,940	100,926	0

(1) Month-Yr	(2) Inflow C4' (acre-ft)	(3) Available Water (acre-ft)	(4) Water Surface Elev.	(5) Surface Area (acre)	(6) Precip. (in)	(7) Lake Evap. (in)	(8) Usable Water (acre-ft)	(9) Diversions (Gulf St) (acre-ft)
Jan-65	34,250	464,510	201.80	21,565	1.76	0.67	440,260	467
Feb-65	50,422	465,260	201.81	21,572	3.07	0.89	440,260	467
Mar-65	7,965	438,225	201.18	21,116	0.76	2.03	435,999	467
Apr-65	6,173	436,433	201.14	21,087	0.89	3.53	431,802	467
May-65	8,289	438,549	201.19	21,123	6.14	5.47	439,724	467
Jun-65	9,388	439,648	201.21	21,137	2.90	6.96	432,485	467
Jul-65	635	430,895	201.01	20,992	1.48	6.99	421,244	467
Aug-65	462	421,239	200.55	20,666	2.15	6.02	414,585	467
Sep-65	185	414,303	200.22	20,431	3.35	5.73	410,240	467
Oct-65	821	410,594	200.02	20,289	2.90	3.49	409,611	467
Nov-65	2,616	411,760	200.03	20,296	4.53	1.74	416,475	467
Dec-65	18,079	433,455	200.71	20,779	5.78	0.90	440,260	467
Jan-66	14,051	444,311	201.32	21,217	4.19	0.67	440,260	467
Feb-66	32,498	462,758	201.76	21,536	7.29	0.89	440,260	467
Mar-66	10,406	440,666	201.24	21,159	2.07	2.03	440,260	467
Apr-66	38,922	465,260	201.81	21,572	7.50	3.53	440,260	467
May-66	33,985	464,245	201.79	21,558	10.54	5.47	440,260	467
Jun-66	2,443	432,703	201.05	21,021	4.15	6.96	427,786	467
Jul-66	608	427,927	200.87	20,893	1.36	6.99	418,125	467
Aug-66	738	418,397	200.40	20,559	6.68	6.02	419,539	467
Sep-66	2,420	421,492	200.51	20,637	3.77	5.73	418,115	467
Oct-66	2,464	420,113	200.44	20,587	5.12	3.49	422,922	467
Nov-66	747	423,202	200.63	20,722	1.47	1.74	422,724	467
Dec-66	2,012	424,269	200.66	20,744	1.44	0.90	425,194	467
Jan-67	2,329	416,437	200.27	20,467	2.27	0.67	419,155	467
Feb-67	2,337	406,646	199.79	20,131	2.04	0.89	408,571	467
Mar-67	2,276	395,731	199.24	19,754	1.72	2.03	395,227	467
Apr-67	6,429	385,336	198.60	19,326	4.15	3.53	386,345	467
May-67	2,676	385,661	198.71	19,399	2.39	5.47	380,678	467
Jun-67	5,177	372,156	197.95	18,898	0.16	6.96	361,444	467
Jul-67	404	357,671	197.30	18,482	7.30	6.99	358,150	467
Aug-67	468	335,913	196.09	17,699	1.50	6.02	329,258	467
Sep-67	7,482	318,405	194.80	16,890	4.55	5.73	316,739	467
Oct-67	720	316,993	195.00	17,010	2.99	3.49	316,288	467
Nov-67	744	310,052	194.50	16,710	0.47	1.74	308,279	467
Dec-67	4,555	294,496	193.00	15,820	4.72	0.90	299,527	467
Jan-68	40,071	329,788	194.50	16,710	7.54	0.67	339,350	467
Feb-68	3,556	342,439	196.37	17,881	1.87	0.89	343,897	467
Mar-68	10,288	353,718	196.81	18,167	2.74	2.03	354,805	467
Apr-68	32,008	386,346	197.99	18,924	2.84	3.53	385,260	467
May-68	54,536	439,329	200.11	20,353	12.45	5.47	440,260	467
Jun-68	88,714	465,260	201.81	21,572	10.51	6.96	440,260	467
Jul-68	7,024	437,284	201.16	21,101	6.10	6.99	435,715	467
Aug-68	817	431,077	201.01	20,992	2.73	6.02	425,321	467
Sep-68	2,599	427,454	200.80	20,843	3.64	5.73	423,814	467
Oct-68	8,700	432,048	200.87	20,893	3.68	3.49	432,378	467
Nov-68	8,876	439,136	201.20	21,130	2.55	1.74	440,260	467
Dec-68	42,511	465,260	201.81	21,572	1.12	0.90	440,260	467
Jan-69	5,113	435,373	201.11	21,065	2.58	0.67	438,715	467
Feb-69	45,519	465,260	201.81	21,572	4.99	0.89	440,260	467
Mar-69	50,832	465,260	201.81	21,572	2.99	2.03	440,260	467
Apr-69	35,052	465,260	201.81	21,572	3.14	3.53	440,260	467
May-69	44,393	465,260	201.81	21,572	4.45	5.47	440,260	467
Jun-69	2,426	432,686	201.05	21,021	1.42	6.96	422,977	467
Jul-69	562	423,073	200.63	20,722	3.66	6.99	417,311	467
Aug-69	325	417,170	200.35	20,524	2.51	6.02	411,172	467
Sep-69	1,780	412,485	200.09	20,339	5.72	5.73	412,455	467
Oct-69	416	412,405	200.12	20,360	3.10	3.49	411,753	467
Nov-69	629	399,781	199.48	19,919	2.00	1.74	400,211	467
Dec-69	1,979	389,456	198.93	19,544	4.12	0.90	394,690	467
Jan-70	2,450	385,010	198.69	19,385	1.81	0.67	386,855	467
Feb-70	2,519	378,388	198.34	19,154	2.37	0.89	380,744	467
Mar-70	18,667	389,313	198.49	19,253	4.78	2.03	393,723	467
Apr-70	13,201	406,457	199.50	19,933	2.08	3.53	404,047	467

(1) Month-Yr	(10) D.S. Calls (acre-ft)	(11) EOM Storage (acre-ft)	(12) Total Outflow (acre-ft)	(13) Lk Houston Gain (acre-ft)	(14) Luce Bayou Transbasin (acre-ft)	(15) Total Inflow Lk Houston (acre-ft)	(17) Available Water (acre-ft)	(18) Water Surface Elev.
Jan-65	0	430,260	35,734	84,340	0	120,074	164,061	44.35
Feb-65	0	430,260	53,877	178,000	0	231,877	164,061	45.69
Mar-65	0	430,260	5,272	23,081	0	28,354	162,344	45.62
Apr-65	0	430,260	1,076	16,836	0	17,912	151,902	45.19
May-65	0	430,260	8,997	44,030	0	53,028	164,061	45.41
Jun-65	0	430,260	1,759	35,036	0	36,795	164,061	45.69
Jul-65	0	420,777	0	4,608	0	4,608	138,598	44.67
Aug-65	0	414,118	0	3,941	0	3,941	115,229	42.46
Sep-65	0	409,773	0	6,042	0	6,042	96,076	40.25
Oct-65	0	409,144	0	6,272	0	6,272	78,774	38.10
Nov-65	633	415,375	633	17,790	0	18,423	74,971	36.80
Dec-65	0	430,260	11,175	72,304	0	83,479	138,325	40.66
Jan-66	0	430,260	19,809	60,029	0	79,838	164,061	45.13
Feb-66	0	430,260	43,504	180,570	0	224,073	164,061	45.69
Mar-66	0	430,260	10,012	36,160	0	46,172	164,061	45.69
Apr-66	0	430,260	45,598	136,044	0	181,641	164,061	45.69
May-66	0	430,260	42,621	213,962	0	256,583	164,061	45.69
Jun-66	0	427,319	0	14,154	0	14,154	148,144	45.03
Jul-66	0	417,658	0	4,672	0	4,672	128,423	43.74
Aug-66	0	419,073	0	8,673	0	8,673	109,931	41.65
Sep-66	0	417,649	0	16,337	0	16,337	105,391	40.73
Oct-66	0	422,455	0	15,108	0	15,108	97,245	39.80
Nov-66	0	422,258	0	4,474	0	4,474	81,284	38.50
Dec-66	10,620	414,108	10,620	5,208	0	15,827	74,971	37.00
Jan-67	14,379	404,309	14,379	7,272	0	21,651	74,971	36.60
Feb-67	14,649	393,455	14,649	6,349	0	20,998	74,971	36.60
Mar-67	15,853	378,907	15,853	5,417	0	21,270	74,971	36.60
Apr-67	2,893	382,985	2,893	19,238	0	22,131	74,971	36.50
May-67	13,232	366,979	13,232	8,201	0	21,433	74,971	36.60
Jun-67	3,711	357,267	3,711	19,978	0	23,689	74,971	36.40
Jul-67	22,238	335,445	22,238	3,688	0	25,926	74,971	36.30
Aug-67	17,868	310,923	17,868	3,545	0	21,413	74,971	36.60
Sep-67	0	316,272	0	32,156	0	32,156	82,552	36.90
Oct-67	6,514	309,308	6,514	8,360	0	14,874	74,971	37.00
Nov-67	17,871	289,941	17,871	4,287	0	22,158	74,971	36.50
Dec-67	9,343	289,717	9,343	13,425	0	22,768	74,971	36.50
Jan-68	0	338,883	0	163,765	0	163,765	164,061	42.10
Feb-68	0	343,430	0	11,621	0	11,621	145,611	44.93
Mar-68	0	354,339	0	35,851	0	35,851	160,583	45.16
Apr-68	0	384,793	0	92,705	0	92,705	164,061	45.69
May-68	0	430,260	20,433	379,276	0	399,709	164,061	45.69
Jun-68	0	430,260	94,625	419,691	0	514,316	164,061	45.69
Jul-68	0	430,260	4,989	35,504	0	40,492	164,061	45.69
Aug-68	0	424,855	0	6,805	0	6,805	140,795	44.75
Sep-68	0	423,348	0	26,006	0	26,006	141,804	44.00
Oct-68	0	430,260	1,651	39,174	0	40,825	158,981	44.84
Nov-68	0	430,260	9,825	44,410	0	54,236	164,061	45.69
Dec-68	0	430,260	42,432	159,846	0	202,278	164,061	45.69
Jan-69	0	430,260	7,988	20,809	0	28,797	162,787	45.64
Feb-69	0	430,260	52,421	302,232	0	354,653	164,061	45.69
Mar-69	0	430,260	52,096	192,660	0	244,756	164,061	45.69
Apr-69	0	430,260	33,887	109,735	0	143,622	164,061	45.69
May-69	0	430,260	42,085	162,798	0	204,883	164,061	45.69
Jun-69	0	422,510	0	8,133	0	8,133	142,123	44.80
Jul-69	0	416,844	0	5,125	0	5,125	119,869	42.88
Aug-69	0	410,705	0	3,660	0	3,660	98,879	40.71
Sep-69	0	411,988	0	6,248	0	6,248	80,563	38.30
Oct-69	12,135	399,151	12,135	3,915	0	16,050	74,971	37.00
Nov-69	12,268	387,476	12,268	9,815	0	22,083	74,971	36.50
Dec-69	11,664	382,560	11,664	10,124	0	21,788	74,971	36.60
Jan-70	10,520	375,868	10,520	9,417	0	19,937	74,971	36.70
Feb-70	9,632	370,646	9,632	11,650	0	21,282	74,971	36.60
Mar-70	0	393,256	0	83,668	0	83,668	137,580	40.56
Apr-70	0	403,581	0	57,904	0	57,904	164,061	45.03

(1) Month-Yr	(19) Surface Area (acre)	(20) Precip. (in)	(21) Lake Evap. (in)	(22) Usable Water (acre-ft)	(23) Diversion SJRA (acre-ft)	(24) Diversion COH (acre-ft)	(25) EOM Storage (acre-ft)	(26) Lk Houston Outflow (acre-ft)
Jan-65	12,137	1.87	0.64	156,061	6,131	15,940	133,990	66,184
Feb-65	13,098	3.27	0.85	156,061	6,131	15,940	133,990	212,448
Mar-65	13,045	0.81	1.93	156,061	6,131	15,940	133,990	5,066
Apr-65	12,723	0.95	3.36	149,347	6,131	15,940	127,276	0
May-65	12,886	6.53	5.21	156,061	6,131	15,940	133,990	25,661
Jun-65	13,098	3.08	6.63	156,061	6,131	15,940	133,990	10,849
Jul-65	12,352	1.57	6.66	133,359	6,131	15,940	111,288	0
Aug-65	10,900	2.29	5.73	112,104	6,131	15,940	90,034	0
Sep-65	9,492	3.56	5.46	94,573	6,131	15,940	72,502	0
Oct-65	8,164	3.09	3.32	78,618	6,131	15,940	56,547	0
Nov-65	7,390	4.82	1.66	76,917	6,131	15,940	54,846	0
Dec-65	9,750	6.15	0.86	142,623	6,131	15,940	120,552	0
Jan-66	12,678	4.46	0.64	156,061	6,131	15,940	133,990	48,366
Feb-66	13,098	7.75	0.85	156,061	6,131	15,940	133,990	209,534
Mar-66	13,098	2.20	1.93	156,061	6,131	15,940	133,990	24,396
Apr-66	13,098	7.98	3.36	156,061	6,131	15,940	133,990	164,614
May-66	13,098	11.21	5.21	156,061	6,131	15,940	133,990	241,061
Jun-66	12,606	4.42	6.63	145,822	6,131	15,940	123,751	0
Jul-66	11,734	1.45	6.66	123,328	6,131	15,940	101,258	0
Aug-66	10,380	7.11	5.73	111,125	6,131	15,940	89,054	0
Sep-66	9,794	4.01	5.46	104,208	6,131	15,940	82,137	0
Oct-66	9,208	5.45	3.32	98,880	6,131	15,940	76,809	0
Nov-66	8,407	1.56	1.66	81,214	6,131	15,940	59,143	0
Dec-66	7,508	1.53	0.86	75,390	6,131	15,940	53,319	0
Jan-67	7,274	2.41	0.64	76,043	6,131	15,940	53,973	0
Feb-67	7,274	2.17	0.85	75,771	6,131	15,940	53,700	0
Mar-67	7,274	1.83	1.93	74,910	6,131	15,940	52,839	0
Apr-67	7,218	4.42	3.36	75,608	6,131	15,940	53,538	0
May-67	7,274	2.54	5.21	73,352	6,131	15,940	51,282	0
Jun-67	7,162	0.17	6.63	71,115	6,131	15,940	49,044	0
Jul-67	7,108	7.77	6.66	75,628	6,131	15,940	53,557	0
Aug-67	7,274	1.60	5.73	72,467	6,131	15,940	50,397	0
Sep-67	7,449	4.84	5.46	82,167	6,131	15,940	60,097	0
Oct-67	7,508	3.18	3.32	74,883	6,131	15,940	52,812	0
Nov-67	7,218	0.50	1.66	74,273	6,131	15,940	52,202	0
Dec-67	7,218	5.02	0.86	77,473	6,131	15,940	55,402	0
Jan-68	10,668	8.02	0.64	156,061	6,131	15,940	133,990	69,667
Feb-68	12,534	1.99	0.85	146,802	6,131	15,940	124,731	0
Mar-68	12,700	2.92	1.93	156,061	6,131	15,940	133,990	5,570
Apr-68	13,098	3.02	3.36	156,061	6,131	15,940	133,990	70,263
May-68	13,098	13.24	5.21	156,061	6,131	15,940	133,990	386,403
Jun-68	13,098	11.18	6.63	156,061	6,131	15,940	133,990	497,212
Jul-68	13,098	6.49	6.66	156,061	6,131	15,940	133,990	18,236
Aug-68	12,407	2.90	5.73	137,869	6,131	15,940	115,798	0
Sep-68	11,906	3.87	5.46	140,226	6,131	15,940	118,156	0
Oct-68	12,470	3.91	3.32	156,061	6,131	15,940	133,990	3,533
Nov-68	13,098	2.71	1.66	156,061	6,131	15,940	133,990	33,311
Dec-68	13,098	1.19	0.86	156,061	6,131	15,940	133,990	180,568
Jan-69	13,060	2.74	0.64	156,061	6,131	15,940	133,990	9,012
Feb-69	13,098	5.31	0.85	156,061	6,131	15,940	133,990	337,451
Mar-69	13,098	3.18	1.93	156,061	6,131	15,940	133,990	224,050
Apr-69	13,098	3.34	3.36	156,061	6,131	15,940	133,990	121,530
May-69	13,098	4.73	5.21	156,061	6,131	15,940	133,990	182,288
Jun-69	12,442	1.51	6.63	136,814	6,131	15,940	114,744	0
Jul-69	11,173	3.89	6.66	117,289	6,131	15,940	95,219	0
Aug-69	9,781	2.67	5.73	96,385	6,131	15,940	74,314	0
Sep-69	8,285	6.08	5.46	80,991	6,131	15,940	58,920	0
Oct-69	7,508	3.30	3.32	74,958	6,131	15,940	52,887	0
Nov-69	7,218	2.13	1.66	75,253	6,131	15,940	53,183	0
Dec-69	7,274	4.38	0.86	77,104	6,131	15,940	55,034	0
Jan-70	7,332	1.93	0.64	75,759	6,131	15,940	53,688	0
Feb-70	7,274	2.52	0.85	75,983	6,131	15,940	53,912	0
Mar-70	9,687	5.08	1.93	140,123	6,131	15,940	118,052	0
Apr-70	12,606	2.21	3.36	156,061	6,131	15,940	133,990	18,688

(1) Month-Yr	(2) Inflow C4' (acre-ft)	(3) Available Water (acre-ft)	(4) Water Surface Elev.	(5) Surface Area (acre)	(6) Precip. (in)	(7) Lake Evap. (in)	(8) Usable Water (acre-ft)	(9) Diversions (Gulf St) (acre-ft)
May-70	3,352	406,933	199.78	20,124	13.53	5.47	420,443	467
Jun-70	2,002	421,978	200.54	20,658	0.24	6.96	410,414	467
Jul-70	441	410,388	200.02	20,289	2.14	6.99	402,188	467
Aug-70	337	402,059	199.61	20,008	1.91	6.02	395,209	467
Sep-70	694	395,437	199.26	19,768	5.85	5.73	395,624	467
Oct-70	3,952	399,109	199.37	19,843	8.54	3.49	407,474	467
Nov-70	768	407,775	199.88	20,193	1.45	1.74	407,278	467
Dec-70	702	407,514	199.87	20,186	0.60	0.90	407,007	467
Jan-71	599	407,139	199.85	20,172	0.34	0.67	406,578	467
Feb-71	623	406,734	199.83	20,159	1.98	0.89	408,567	467
Mar-71	620	408,720	199.93	20,227	1.14	2.03	407,221	467
Apr-71	1,959	399,056	199.41	19,871	2.01	3.53	396,545	467
May-71	7,786	386,395	198.62	19,339	3.21	5.47	382,744	467
Jun-71	1,862	384,140	198.66	19,366	2.27	6.96	376,576	467
Jul-71	340	359,354	197.39	18,540	1.33	6.99	350,612	467
Aug-71	486	328,564	195.60	17,388	6.53	6.02	329,312	467
Sep-71	576	316,012	194.90	16,950	4.86	5.73	314,778	467
Oct-71	577	301,724	194.00	16,410	3.28	3.49	301,444	467
Nov-71	306	285,718	193.00	15,820	1.71	1.74	285,676	467
Dec-71	4,584	270,456	191.00	14,700	6.89	0.90	277,791	467
Jan-72	4,996	282,320	192.00	15,255	3.10	0.67	285,409	467
Feb-72	4,338	289,281	193.00	15,820	1.13	0.89	289,591	467
Mar-72	4,114	293,238	193.00	15,820	8.01	2.03	301,125	467
Apr-72	4,779	305,437	194.10	16,470	2.68	3.53	304,272	467
May-72	32,397	336,202	195.10	17,073	6.57	5.47	337,768	467
Jun-72	2,730	340,031	196.26	17,809	2.84	6.96	333,912	467
Jul-72	629	334,075	195.90	17,577	2.59	6.99	327,632	467
Aug-72	514	327,679	195.60	17,388	3.67	6.02	324,273	467
Sep-72	535	324,342	195.40	17,262	5.86	5.73	324,519	467
Oct-72	748	324,800	195.40	17,262	3.14	3.49	324,301	467
Nov-72	7,851	331,686	195.60	17,388	6.10	1.74	338,000	467
Dec-72	8,200	345,734	196.43	17,920	2.07	0.90	347,474	467
Jan-73	40,578	387,585	197.82	18,815	3.36	0.67	391,799	467
Feb-73	21,737	413,070	199.62	20,015	3.55	0.89	417,502	467
Mar-73	74,096	465,260	201.50	21,348	6.07	2.03	440,260	467
Apr-73	80,721	465,260	201.81	21,572	6.11	3.53	440,260	467
May-73	27,931	458,191	201.65	21,456	2.72	5.47	440,260	467
Jun-73	81,133	465,260	201.81	21,572	12.94	6.96	440,260	467
Jul-73	3,716	433,976	201.08	21,043	4.52	6.99	429,639	467
Aug-73	3,482	432,654	201.03	21,007	7.94	6.02	436,021	467
Sep-73	14,380	444,640	201.33	21,224	7.01	5.73	440,260	467
Oct-73	65,569	465,260	201.81	21,572	9.40	3.49	440,260	467
Nov-73	1,120	431,380	201.02	21,000	2.50	1.74	432,705	467
Dec-73	7,824	438,084	201.18	21,116	3.89	0.90	440,260	467
Jan-74	32,491	462,751	201.76	21,536	7.32	0.67	440,260	467
Feb-74	15,704	445,964	201.36	21,246	1.20	0.89	440,260	467
Mar-74	7,003	437,263	201.16	21,101	1.86	2.03	436,970	467
Apr-74	10,784	441,044	201.25	21,166	0.56	3.53	435,808	467
May-74	3,262	433,522	201.07	21,036	7.03	5.47	436,256	467
Jun-74	1,766	432,026	201.04	21,014	2.68	6.96	424,528	467
Jul-74	641	424,703	200.71	20,779	3.72	6.99	419,035	467
Aug-74	2,854	421,422	200.50	20,630	7.40	6.02	423,801	467
Sep-74	19,638	442,972	201.13	21,079	6.19	5.73	440,260	467
Oct-74	11,226	441,486	201.26	21,174	5.33	3.49	440,260	467
Nov-74	55,516	465,260	201.81	21,572	8.82	1.74	440,260	467
Dec-74	14,325	444,585	201.33	21,224	3.17	0.90	440,260	467
Jan-75	25,827	456,087	201.60	21,420	2.56	0.67	440,260	467
Feb-75	36,818	465,260	201.81	21,572	1.92	0.89	440,260	467
Mar-75	9,813	440,073	201.22	21,145	3.06	2.03	440,260	467
Apr-75	37,403	465,260	201.81	21,572	7.82	3.53	440,260	467
May-75	64,627	465,260	201.81	21,572	7.22	5.47	440,260	467
Jun-75	20,523	450,783	201.48	21,333	6.74	6.96	440,260	467
Jul-75	3,192	433,452	201.07	21,036	4.16	6.99	428,486	467
Aug-75	5,305	433,325	201.01	20,992	5.87	6.02	433,068	467

(1) Month-Yr	(10) D.S. Calls (acre-ft)	(11) EOM Storage (acre-ft)	(12) Total Outflow (acre-ft)	(13) Lk Houston Gain (acre-ft)	(14) Luce Bayou Transbasin (acre-ft)	(15) Total Inflow Lk Houston (acre-ft)	(17) Available Water (acre-ft)	(18) Water Surface Elev.
May-70	0	419,977	0	40,010	0	40,010	164,061	45.69
Jun-70	0	409,948	0	13,969	0	13,969	147,959	45.02
Jul-70	0	401,722	0	4,839	0	4,839	124,039	43.30
Aug-70	0	394,743	0	3,015	0	3,015	100,806	40.97
Sep-70	0	395,157	0	8,557	0	8,557	84,226	38.60
Oct-70	0	407,008	0	78,536	0	78,536	141,227	41.26
Nov-70	0	406,812	0	11,715	0	11,715	135,743	44.11
Dec-70	0	406,540	0	4,788	0	4,788	118,340	42.74
Jan-71	0	406,111	0	4,174	0	4,174	100,241	40.83
Feb-71	0	408,100	0	4,858	0	4,858	82,798	38.70
Mar-71	9,658	397,097	9,658	3,690	0	13,347	74,971	37.10
Apr-71	17,470	378,609	17,470	5,055	0	22,525	74,971	36.50
May-71	0	382,278	0	25,558	0	25,558	77,724	36.70
Jun-71	17,096	359,013	17,096	3,320	0	20,417	74,971	36.70
Jul-71	22,068	328,078	22,068	2,575	0	24,643	74,971	36.40
Aug-71	13,410	315,435	13,410	11,788	0	25,198	74,971	36.30
Sep-71	13,165	301,147	13,165	8,183	0	21,348	74,971	36.60
Oct-71	15,565	285,412	15,565	6,682	0	22,246	74,971	36.50
Nov-71	19,337	265,872	19,337	2,631	0	21,968	74,971	36.50
Dec-71	0	277,324	0	46,417	0	46,417	99,414	38.20
Jan-72	0	284,942	0	23,135	0	23,135	104,912	40.29
Feb-72	0	289,125	0	21,063	0	21,063	106,014	40.53
Mar-72	0	300,658	0	26,785	0	26,785	111,010	40.77
Apr-72	0	303,805	0	25,817	0	25,817	120,149	41.83
May-72	0	337,301	0	299,810	0	299,810	164,061	44.20
Jun-72	0	333,446	0	26,197	0	26,197	160,187	45.53
Jul-72	0	327,165	0	6,489	0	6,489	140,479	44.74
Aug-72	0	323,806	0	5,041	0	5,041	119,419	42.83
Sep-72	0	324,052	0	5,755	0	5,755	101,405	40.88
Oct-72	0	323,835	0	12,711	0	12,711	92,680	39.40
Nov-72	0	337,534	0	76,447	0	76,447	147,071	42.00
Dec-72	0	347,007	0	28,916	0	28,916	158,184	45.25
Jan-73	0	391,333	0	141,985	0	141,985	164,061	45.69
Feb-73	0	417,036	0	174,939	0	174,939	164,061	45.69
Mar-73	0	430,260	67,598	261,273	0	328,871	164,061	45.69
Apr-73	0	430,260	84,896	437,077	0	521,973	164,061	45.69
May-73	0	430,260	22,546	87,442	0	109,988	164,061	45.69
Jun-73	0	430,260	91,414	528,870	0	620,285	164,061	45.69
Jul-73	0	429,172	0	31,777	0	31,777	164,061	45.69
Aug-73	0	430,260	5,295	29,369	0	34,664	164,061	45.69
Sep-73	0	430,260	16,172	147,335	0	163,507	164,061	45.69
Oct-73	0	430,260	75,734	400,859	0	476,593	164,061	45.69
Nov-73	0	430,260	1,978	127,608	0	129,586	164,061	45.69
Dec-73	0	430,260	12,613	160,564	0	173,177	164,061	45.69
Jan-74	0	430,260	43,956	487,780	0	531,736	164,061	45.69
Feb-74	0	430,260	15,782	67,374	0	83,156	164,061	45.69
Mar-74	0	430,260	6,243	45,979	0	52,223	164,061	45.69
Apr-74	0	430,260	5,082	22,032	0	27,114	161,104	45.57
May-74	0	430,260	5,529	35,454	0	40,982	164,061	45.69
Jun-74	0	424,062	0	9,518	0	9,518	143,508	44.85
Jul-74	0	418,569	0	8,467	0	8,467	123,625	43.08
Aug-74	0	423,334	0	21,455	0	21,455	118,384	41.88
Sep-74	0	430,260	13,048	279,234	0	292,283	164,061	44.19
Oct-74	0	430,260	14,013	54,499	0	68,513	164,061	45.69
Nov-74	0	430,260	67,771	325,086	0	392,857	164,061	45.69
Dec-74	0	430,260	17,868	149,105	0	166,973	164,061	45.69
Jan-75	0	430,260	28,730	105,048	0	133,778	164,061	45.69
Feb-75	0	430,260	38,198	162,968	0	201,166	164,061	45.69
Mar-75	0	430,260	11,168	56,605	0	67,772	164,061	45.69
Apr-75	0	430,260	44,652	317,415	0	362,067	164,061	45.69
May-75	0	430,260	67,305	177,966	0	245,271	164,061	45.69
Jun-75	0	430,260	19,663	99,086	0	118,749	164,061	45.69
Jul-75	0	428,019	0	57,134	0	57,134	164,061	45.69
Aug-75	0	430,260	2,342	29,546	0	31,888	164,061	45.69

(1) Month-Yr	(19) Surface Area (acre)	(20) Precip. (in)	(21) Lake Evap. (in)	(22) Usable Water (acre-ft)	(23) Diversion SJRA (acre-ft)	(24) Diversion COH (acre-ft)	(25) EOM Storage (acre-ft)	(26) Lk Houston Outflow (acre-ft)
May-70	13,098	14.39	5.21	156,061	6,131	15,940	133,990	27,960
Jun-70	12,598	0.26	6.63	141,271	6,131	15,940	119,201	0
Jul-70	11,446	2.28	6.66	119,862	6,131	15,940	97,791	0
Aug-70	9,945	2.03	5.73	97,740	6,131	15,940	75,669	0
Sep-70	8,468	6.22	5.46	84,762	6,131	15,940	62,691	0
Oct-70	10,130	9.09	3.32	146,098	6,131	15,940	124,028	0
Nov-70	11,979	1.54	1.66	135,623	6,131	15,940	113,552	0
Dec-70	11,082	0.64	0.86	118,137	6,131	15,940	96,066	0
Jan-71	9,857	0.36	0.64	100,011	6,131	15,940	77,940	0
Feb-71	8,529	2.11	0.85	83,694	6,131	15,940	61,623	0
Mar-71	7,567	1.21	1.93	74,517	6,131	15,940	52,446	0
Apr-71	7,218	2.14	3.36	74,237	6,131	15,940	52,166	0
May-71	7,332	3.41	5.21	76,624	6,131	15,940	54,554	0
Jun-71	7,332	2.42	6.63	72,398	6,131	15,940	50,328	0
Jul-71	7,162	1.42	6.66	71,843	6,131	15,940	49,773	0
Aug-71	7,108	6.95	5.73	75,693	6,131	15,940	53,623	0
Sep-71	7,274	5.17	5.46	74,795	6,131	15,940	52,724	0
Oct-71	7,218	3.49	3.32	75,073	6,131	15,940	53,002	0
Nov-71	7,218	1.82	1.66	75,067	6,131	15,940	52,996	0
Dec-71	8,224	7.33	0.86	103,848	6,131	15,940	81,777	0
Jan-72	9,517	3.30	0.64	107,022	6,131	15,940	84,951	0
Feb-72	9,668	1.20	0.85	106,296	6,131	15,940	84,226	0
Mar-72	9,819	8.52	1.93	116,403	6,131	15,940	94,332	0
Apr-72	10,495	2.85	3.36	119,703	6,131	15,940	97,632	0
May-72	12,038	6.99	5.21	156,061	6,131	15,940	133,990	243,167
Jun-72	12,977	3.02	6.63	156,061	6,131	15,940	133,990	223
Jul-72	12,400	2.76	6.66	136,449	6,131	15,940	114,378	0
Aug-72	11,141	3.90	5.73	117,720	6,131	15,940	95,649	0
Sep-72	9,888	6.23	5.46	102,039	6,131	15,940	79,969	0
Oct-72	8,960	3.34	3.32	92,695	6,131	15,940	70,624	0
Nov-72	10,604	6.49	1.66	151,339	6,131	15,940	129,269	0
Dec-72	12,767	2.20	0.86	156,061	6,131	15,940	133,990	3,549
Jan-73	13,098	5.00	0.64	156,061	6,131	15,940	133,990	124,673
Feb-73	13,098	3.40	0.85	156,061	6,131	15,940	133,990	155,652
Mar-73	13,098	3.68	1.93	156,061	6,131	15,940	133,990	308,710
Apr-73	13,098	7.15	3.36	156,061	6,131	15,940	133,990	504,039
May-73	13,098	4.22	5.21	156,061	6,131	15,940	133,990	86,837
Jun-73	13,098	13.46	6.63	156,061	6,131	15,940	133,990	605,669
Jul-73	13,098	6.77	6.66	156,061	6,131	15,940	133,990	9,826
Aug-73	13,098	3.73	5.73	156,061	6,131	15,940	133,990	10,410
Sep-73	13,098	9.38	5.46	156,061	6,131	15,940	133,990	145,715
Oct-73	13,098	9.31	3.32	156,061	6,131	15,940	133,990	461,060
Nov-73	13,098	1.59	1.66	156,061	6,131	15,940	133,990	107,439
Dec-73	13,098	2.47	0.86	156,061	6,131	15,940	133,990	152,863
Jan-74	13,098	7.68	0.64	156,061	6,131	15,940	133,990	517,350
Feb-74	13,098	0.55	0.85	156,061	6,131	15,940	133,990	60,758
Mar-74	13,098	4.20	1.93	156,061	6,131	15,940	133,990	32,630
Apr-74	13,007	1.68	3.36	156,061	6,131	15,940	133,990	3,222
May-74	13,098	5.61	5.21	156,061	6,131	15,940	133,990	19,348
Jun-74	12,477	0.59	6.63	137,228	6,131	15,940	115,157	0
Jul-74	11,303	1.75	6.66	119,000	6,131	15,940	96,929	0
Aug-74	10,527	6.94	5.73	119,445	6,131	15,940	97,375	0
Sep-74	12,031	4.51	5.46	156,061	6,131	15,940	133,990	232,644
Oct-74	13,098	4.53	3.32	156,061	6,131	15,940	133,990	47,763
Nov-74	13,098	7.90	1.66	156,061	6,131	15,940	133,990	377,598
Dec-74	13,098	3.35	0.86	156,061	6,131	15,940	133,990	147,620
Jan-75	13,098	1.97	0.64	156,061	6,131	15,940	133,990	113,159
Feb-75	13,098	2.63	0.85	156,061	6,131	15,940	133,990	181,038
Mar-75	13,098	3.19	1.93	156,061	6,131	15,940	133,990	47,077
Apr-75	13,098	4.80	3.36	156,061	6,131	15,940	133,990	341,568
May-75	13,098	7.57	5.21	156,061	6,131	15,940	133,990	225,776
Jun-75	13,098	7.50	6.63	156,061	6,131	15,940	133,990	97,628
Jul-75	13,098	5.48	6.66	156,061	6,131	15,940	133,990	33,775
Aug-75	13,098	5.72	5.73	156,061	6,131	15,940	133,990	9,806

(1) Month-Yr	(2) Inflow C4' (acre-ft)	(3) Available Water (acre-ft)	(4) Water Surface Elev.	(5) Surface Area (acre)	(6) Precip. (in)	(7) Lake Evap. (in)	(8) Usable Water (acre-ft)	(9) Diversions (Gulf St) (acre-ft)
Sep-75	2,085	432,345	201.04	21,014	4.74	5.73	430,606	467
Oct-75	6,619	436,759	201.14	21,087	4.64	3.49	438,787	467
Nov-75	3,221	433,481	201.07	21,036	2.15	1.74	434,194	467
Dec-75	4,914	435,174	201.11	21,065	5.03	0.90	440,260	467
Jan-76	7,691	437,951	201.18	21,116	0.65	0.67	437,913	467
Feb-76	7,002	437,262	201.16	21,101	0.97	0.89	437,398	467
Mar-76	5,235	435,495	201.12	21,072	2.16	2.03	435,729	467
Apr-76	9,270	439,530	201.21	21,137	3.66	3.53	439,762	467
May-76	32,563	462,823	201.76	21,536	2.38	5.47	440,260	467
Jun-76	37,638	465,260	201.81	21,572	6.43	6.96	440,260	467
Jul-76	6,770	437,030	201.15	21,094	3.21	6.99	430,380	467
Aug-76	1,829	431,743	201.02	21,000	2.32	6.02	425,274	467
Sep-76	7,560	432,367	200.91	20,921	10.26	5.73	440,259	467
Oct-76	9,884	440,144	201.23	21,152	4.73	3.49	440,260	467
Nov-76	7,377	437,637	201.17	21,108	2.23	1.74	438,494	467
Dec-76	55,252	465,260	201.81	21,572	5.32	0.90	440,260	467
Jan-77	19,395	449,655	201.45	21,311	3.07	0.67	440,260	467
Feb-77	43,660	465,260	201.81	21,572	2.43	0.89	440,260	467
Mar-77	12,888	443,148	201.30	21,203	2.77	2.03	440,260	467
Apr-77	50,283	465,260	201.81	21,572	5.97	3.53	440,260	467
May-77	3,845	434,105	201.08	21,043	1.33	5.47	426,844	467
Jun-77	2,509	428,887	200.87	20,893	3.44	6.96	422,755	467
Jul-77	723	423,011	200.63	20,722	1.91	6.99	414,234	467
Aug-77	2,047	415,814	200.25	20,453	0.80	6.02	406,923	467
Sep-77	801	407,258	199.86	20,179	3.38	5.73	403,301	467
Oct-77	768	403,602	199.67	20,049	0.99	3.49	399,432	467
Nov-77	1,036	400,002	199.49	19,926	3.41	1.74	402,770	467
Dec-77	9,224	411,527	199.86	20,179	2.44	0.90	414,112	467
Jan-78	26,396	440,041	200.83	20,864	6.32	0.67	440,260	467
Feb-78	43,943	465,260	201.81	21,572	3.41	0.89	440,260	467
Mar-78	4,322	434,582	201.10	21,058	0.72	2.03	432,289	467
Apr-78	2,896	433,156	201.06	21,029	0.50	3.53	427,850	467
May-78	2,371	429,754	200.91	20,921	1.17	5.47	422,256	467
Jun-78	7,568	429,358	200.77	20,822	5.44	6.96	426,718	467
Jul-78	596	426,847	200.81	20,850	1.19	6.99	416,764	467
Aug-78	510	416,807	200.33	20,509	0.73	6.02	407,772	467
Sep-78	1,466	408,771	199.91	20,213	5.11	5.73	407,721	467
Oct-78	741	407,995	199.89	20,200	0.88	3.49	403,609	467
Nov-78	1,481	404,623	199.71	20,076	6.71	1.74	412,933	467
Dec-78	11,909	424,375	200.42	20,573	6.10	0.90	433,285	467
Jan-79	49,999	465,260	201.81	21,572	8.10	0.67	440,260	467
Feb-79	57,636	465,260	201.81	21,572	3.18	0.89	440,260	467
Mar-79	29,049	459,309	201.68	21,478	3.00	2.03	440,260	467
Apr-79	94,867	465,260	201.81	21,572	13.53	3.53	440,260	467
May-79	74,160	465,260	201.81	21,572	6.47	5.47	440,260	467
Jun-79	49,403	465,260	201.81	21,572	3.91	6.96	440,260	467
Jul-79	11,573	441,833	201.27	21,181	8.07	6.99	440,260	467
Aug-79	4,086	434,346	201.09	21,050	2.67	6.02	428,476	467
Sep-79	53,716	465,260	201.76	21,536	7.01	5.73	440,260	467
Oct-79	2,377	432,637	201.05	21,021	2.57	3.49	431,032	467
Nov-79	3,991	434,251	201.09	21,050	3.11	1.74	436,649	467
Dec-79	12,570	442,830	201.29	21,195	3.33	0.90	440,260	467
Jan-80	8,781	439,041	201.20	21,130	1.79	0.67	440,260	467
Feb-80	20,579	450,839	201.48	21,333	2.06	0.89	440,260	467
Mar-80	22,399	452,659	201.52	21,362	3.94	2.03	440,260	467
Apr-80	4,553	434,813	201.10	21,058	1.34	3.53	430,974	467
May-80	29,312	459,572	201.68	21,478	6.75	5.47	440,260	467
Jun-80	1,534	431,794	201.03	21,007	0.08	6.96	419,747	467
Jul-80	2,098	421,379	200.51	20,637	1.02	6.99	411,107	467
Aug-80	1,849	412,489	200.09	20,339	2.82	6.02	407,071	467
Sep-80	1,004	407,608	199.87	20,186	4.34	5.73	405,265	467
Oct-80	4,525	409,323	199.87	20,186	2.60	3.49	407,833	467
Nov-80	504	407,870	199.89	20,200	2.50	1.74	409,144	467
Dec-80	1,214	409,892	199.98	20,261	0.84	0.90	409,786	467

(1) Month-Yr	(10) D.S. Calls (acre-ft)	(11) EOM Storage (acre-ft)	(12) Total Outflow (acre-ft)	(13) Lk Houston Gain (acre-ft)	(14) Luce Bayou Transbasin (acre-ft)	(15) Total Inflow Lk Houston (acre-ft)	(17) Available Water (acre-ft)	(18) Water Surface Elev.
Sep-75	0	430,139	0	12,477	0	12,477	146,467	44.96
Oct-75	0	430,260	8,060	46,766	0	54,826	164,061	45.09
Nov-75	0	430,260	3,468	21,903	0	25,371	159,361	45.50
Dec-75	0	430,260	11,692	55,404	0	67,097	164,061	45.69
Jan-76	0	430,260	7,186	26,800	0	33,986	164,061	45.69
Feb-76	0	430,260	6,671	23,788	0	30,459	164,061	45.69
Mar-76	0	430,260	5,003	22,528	0	27,530	161,520	45.59
Apr-76	0	430,260	9,036	33,263	0	42,299	164,061	45.69
May-76	0	430,260	26,550	77,154	0	103,704	164,061	45.69
Jun-76	0	430,260	36,216	148,365	0	184,581	164,061	45.69
Jul-76	0	429,913	0	44,728	0	44,728	164,061	45.69
Aug-76	0	424,807	0	6,104	0	6,104	140,094	44.72
Sep-76	0	430,260	9,533	56,818	0	66,350	164,061	44.86
Oct-76	0	430,260	11,610	72,350	0	83,960	164,061	45.69
Nov-76	0	430,260	7,767	60,533	0	68,301	164,061	45.69
Dec-76	0	430,260	62,725	323,419	0	386,144	164,061	45.69
Jan-77	0	430,260	23,187	106,973	0	130,160	164,061	45.69
Feb-77	0	430,260	45,957	179,853	0	225,810	164,061	45.69
Mar-77	0	430,260	13,735	39,325	0	53,060	164,061	45.69
Apr-77	0	430,260	54,206	318,122	0	372,329	164,061	45.69
May-77	0	426,377	0	31,517	0	31,517	164,061	45.69
Jun-77	0	422,289	0	28,244	0	28,244	162,234	45.62
Jul-77	0	413,767	0	7,662	0	7,662	141,652	44.78
Aug-77	0	406,456	0	6,465	0	6,465	121,934	43.02
Sep-77	0	402,834	0	14,247	0	14,247	112,909	41.67
Oct-77	0	398,966	0	5,702	0	5,702	95,207	40.17
Nov-77	0	402,303	0	11,851	0	11,851	83,020	38.30
Dec-77	0	413,645	0	24,924	0	24,924	88,297	38.10
Jan-78	0	430,260	19,135	130,796	0	149,931	164,061	42.72
Feb-78	0	430,260	48,002	172,053	0	220,055	164,061	45.69
Mar-78	0	430,260	1,563	23,894	0	25,456	159,446	45.50
Apr-78	0	427,383	0	11,776	0	11,776	145,766	44.93
May-78	0	421,790	0	8,697	0	8,697	129,478	43.65
Jun-78	0	426,251	0	172,815	0	172,815	164,061	44.59
Jul-78	0	416,297	0	10,162	0	10,162	144,152	44.87
Aug-78	0	407,305	0	6,698	0	6,698	124,293	43.24
Sep-78	0	407,255	0	31,440	0	31,440	131,695	42.74
Oct-78	0	403,142	0	5,346	0	5,346	113,871	42.25
Nov-78	0	412,466	0	55,400	0	55,400	144,268	42.80
Dec-78	0	430,260	2,558	64,263	0	66,821	164,061	45.37
Jan-79	0	430,260	62,885	439,659	0	502,544	164,061	45.69
Feb-79	0	430,260	61,282	281,747	0	343,029	164,061	45.69
Mar-79	0	430,260	30,325	116,741	0	147,066	164,061	45.69
Apr-79	0	430,260	112,380	607,405	0	719,785	164,061	45.69
May-79	0	430,260	75,490	229,274	0	304,764	164,061	45.69
Jun-79	0	430,260	43,451	306,626	0	350,077	164,061	45.69
Jul-79	0	430,260	13,008	86,971	0	99,978	164,061	45.69
Aug-79	0	428,009	0	21,928	0	21,928	155,918	45.35
Sep-79	0	430,260	53,291	349,177	0	402,468	164,061	45.64
Oct-79	0	430,260	306	19,714	0	20,020	154,010	45.27
Nov-79	0	430,260	5,923	86,943	0	92,866	164,061	45.59
Dec-79	0	430,260	16,390	90,610	0	107,000	164,061	45.69
Jan-80	0	430,260	10,283	119,321	0	129,604	164,061	45.69
Feb-80	0	430,260	22,188	144,158	0	166,346	164,061	45.69
Mar-80	0	430,260	25,339	80,024	0	105,363	164,061	45.69
Apr-80	0	430,260	247	34,394	0	34,641	164,061	45.69
May-80	0	430,260	31,135	145,667	0	176,802	164,061	45.69
Jun-80	0	419,281	0	14,408	0	14,408	148,398	45.04
Jul-80	0	410,640	0	8,341	0	8,341	128,667	43.58
Aug-80	0	406,604	0	6,207	0	6,207	107,871	41.56
Sep-80	0	404,798	0	16,893	0	16,893	98,969	39.90
Oct-80	0	407,366	0	54,267	0	54,267	131,583	41.53
Nov-80	0	408,678	0	11,361	0	11,361	121,483	42.72
Dec-80	0	409,319	0	13,526	0	13,526	113,363	41.76

(1) Month-Yr	(19) Surface Area (acre)	(20) Precip. (in)	(21) Lake Evap. (in)	(22) Usable Water (acre-ft)	(23) Diversion SJRA (acre-ft)	(24) Diversion COH (acre-ft)	(25) EOM Storage (acre-ft)	(26) Lk Houston Outflow (acre-ft)
Sep-75	12,555	0.80	5.46	141,591	6,131	15,940	119,521	0
Oct-75	12,649	5.62	3.32	156,061	6,131	15,940	133,990	20,710
Nov-75	12,954	2.08	1.66	156,061	6,131	15,940	133,990	3,753
Dec-75	13,098	3.61	0.86	156,061	6,131	15,940	133,990	48,028
Jan-76	13,098	1.39	0.64	156,061	6,131	15,940	133,990	12,734
Feb-76	13,098	0.38	0.85	156,061	6,131	15,940	133,990	7,875
Mar-76	13,022	1.53	1.93	156,061	6,131	15,940	133,990	5,026
Apr-76	13,098	10.92	3.36	156,061	6,131	15,940	133,990	28,480
May-76	13,098	5.80	5.21	156,061	6,131	15,940	133,990	82,277
Jun-76	13,098	2.63	6.63	156,061	6,131	15,940	133,990	158,144
Jul-76	13,098	3.93	6.66	156,061	6,131	15,940	133,990	19,678
Aug-76	12,386	1.59	5.73	135,821	6,131	15,940	113,750	0
Sep-76	12,484	11.35	5.46	156,061	6,131	15,940	133,990	30,167
Oct-76	13,098	5.83	3.32	156,061	6,131	15,940	133,990	64,630
Nov-76	13,098	3.05	1.66	156,061	6,131	15,940	133,990	47,747
Dec-76	13,098	6.22	0.86	156,061	6,131	15,940	133,990	369,924
Jan-77	13,098	2.67	0.64	156,061	6,131	15,940	133,990	110,306
Feb-77	13,098	1.70	0.85	156,061	6,131	15,940	133,990	204,667
Mar-77	13,098	1.95	1.93	156,061	6,131	15,940	133,990	31,011
Apr-77	13,098	4.34	3.36	156,061	6,131	15,940	133,990	351,328
May-77	13,098	0.79	5.21	156,061	6,131	15,940	133,990	4,622
Jun-77	13,045	3.55	6.63	156,061	6,131	15,940	133,990	2,825
Jul-77	12,428	2.69	6.66	137,540	6,131	15,940	115,469	0
Aug-77	11,264	4.45	5.73	120,732	6,131	15,940	98,662	0
Sep-77	10,393	3.92	5.46	111,576	6,131	15,940	89,505	0
Oct-77	9,441	0.82	3.32	93,240	6,131	15,940	71,170	0
Nov-77	8,285	5.17	1.66	85,444	6,131	15,940	63,373	0
Dec-77	8,164	2.89	0.86	89,678	6,131	15,940	67,608	0
Jan-78	11,069	7.15	0.64	156,061	6,131	15,940	133,990	67,483
Feb-78	13,098	3.07	0.85	156,061	6,131	15,940	133,990	200,408
Mar-78	12,954	1.70	1.93	156,061	6,131	15,940	133,990	3,137
Apr-78	12,534	0.57	3.36	142,852	6,131	15,940	120,781	0
May-78	11,675	4.15	5.21	128,447	6,131	15,940	106,377	0
Jun-78	12,297	9.37	6.63	156,061	6,131	15,940	133,990	125,939
Jul-78	12,491	2.35	6.66	139,666	6,131	15,940	117,595	0
Aug-78	11,407	3.66	5.73	122,325	6,131	15,940	100,254	0
Sep-78	11,082	4.27	5.46	130,596	6,131	15,940	108,525	0
Oct-78	10,764	0.05	3.32	110,938	6,131	15,940	88,868	0
Nov-78	11,121	5.99	1.66	148,281	6,131	15,940	126,210	0
Dec-78	12,856	2.60	0.86	156,061	6,131	15,940	133,990	38,835
Jan-79	13,098	6.30	0.64	156,061	6,131	15,940	133,990	486,652
Feb-79	13,098	5.23	0.85	156,061	6,131	15,940	133,990	325,739
Mar-79	13,098	2.88	1.93	156,061	6,131	15,940	133,990	126,033
Apr-79	13,098	7.79	3.36	156,061	6,131	15,940	133,990	702,550
May-79	13,098	3.78	5.21	156,061	6,131	15,940	133,990	281,133
Jun-79	13,098	1.88	6.63	156,061	6,131	15,940	133,990	322,821
Jul-79	13,098	8.10	6.66	156,061	6,131	15,940	133,990	79,480
Aug-79	12,841	4.57	5.73	154,677	6,131	15,940	132,606	0
Sep-79	13,060	9.83	5.46	156,061	6,131	15,940	133,990	383,769
Oct-79	12,782	2.80	3.32	153,456	6,131	15,940	131,385	0
Nov-79	13,022	1.78	1.66	156,061	6,131	15,940	133,990	68,320
Dec-79	13,098	4.03	0.86	156,061	6,131	15,940	133,990	88,390
Jan-80	13,098	6.09	0.64	156,061	6,131	15,940	133,990	113,482
Feb-80	13,098	2.54	0.85	156,061	6,131	15,940	133,990	146,121
Mar-80	13,098	5.39	1.93	156,061	6,131	15,940	133,990	87,069
Apr-80	13,098	2.05	3.36	156,061	6,131	15,940	133,990	11,141
May-80	13,098	5.63	5.21	156,061	6,131	15,940	133,990	155,190
Jun-80	12,613	0.92	6.63	142,396	6,131	15,940	120,326	0
Jul-80	11,629	1.57	6.66	123,735	6,131	15,940	101,664	0
Aug-80	10,322	1.40	5.73	104,146	6,131	15,940	82,076	0
Sep-80	9,271	6.00	5.46	99,386	6,131	15,940	77,316	0
Oct-80	10,303	4.03	3.32	132,193	6,131	15,940	110,122	0
Nov-80	11,069	2.12	1.66	121,908	6,131	15,940	99,837	0
Dec-80	10,450	1.25	0.86	113,702	6,131	15,940	91,632	0

(1) Month-Yr	(2) Inflow C4' (acre-ft)	(3) Available Water (acre-ft)	(4) Water Surface Elev.	(5) Surface Area (acre)	(6) Precip. (in)	(7) Lake Evap. (in)	(8) Usable Water (acre-ft)	(9) Diversions (Gulf St) (acre-ft)
Jan-81	1,646	410,966	200.02	20,289	2.36	0.67	413,820	467
Feb-81	2,954	416,307	200.25	20,453	1.93	0.89	418,075	467
Mar-81	1,694	419,302	200.42	20,573	1.95	2.03	419,171	467
Apr-81	2,047	420,752	200.48	20,616	4.15	3.53	421,820	467
May-81	17,667	439,021	200.99	20,978	8.32	5.47	440,260	467
Jun-81	31,160	461,420	201.72	21,507	12.13	6.96	440,260	467
Jul-81	9,912	440,172	201.23	21,152	3.98	6.99	434,862	467
Aug-81	2,769	433,029	201.06	21,029	1.84	6.02	425,710	467
Sep-81	9,738	434,982	200.99	20,978	6.59	5.73	436,480	467
Oct-81	13,645	443,905	201.31	21,210	6.30	3.49	440,260	467
Nov-81	26,155	456,415	201.61	21,427	4.99	1.74	440,260	467
Dec-81	4,233	434,493	201.09	21,050	1.31	0.90	435,207	467
Jan-82	2,735	432,995	201.06	21,029	2.04	0.67	435,392	467
Feb-82	2,972	433,232	201.06	21,029	1.39	0.89	434,104	467
Mar-82	11,136	441,396	201.26	21,174	3.61	2.03	440,260	467
Apr-82	49,403	465,260	201.81	21,572	6.10	3.53	440,260	467
May-82	44,815	465,260	201.81	21,572	6.16	5.47	440,260	467
Jun-82	717	430,977	201.01	20,992	3.23	6.96	424,449	467
Jul-82	736	424,718	200.71	20,779	0.54	6.99	413,544	467
Aug-82	685	413,762	200.18	20,403	1.69	6.02	406,406	467
Sep-82	2,193	408,133	199.86	20,179	2.03	5.73	401,906	467
Oct-82	789	402,228	199.60	20,001	6.33	3.49	406,969	467
Nov-82	17,505	424,007	200.27	20,467	7.46	1.74	433,758	467
Dec-82	21,613	451,873	201.50	21,348	3.65	0.90	440,260	467
Jan-83	17,393	447,653	201.40	21,275	1.97	0.67	440,260	467
Feb-83	46,420	465,260	201.81	21,572	4.36	0.89	440,260	467
Mar-83	38,460	465,260	201.81	21,572	4.57	2.03	440,260	467
Apr-83	3,442	433,702	201.08	21,043	0.35	3.53	428,129	467
May-83	109,141	465,260	201.75	21,529	11.23	5.47	440,260	467
Jun-83	3,759	434,019	201.08	21,043	2.47	6.96	426,143	467
Jul-83	3,735	429,411	200.86	20,886	6.39	6.99	428,362	467
Aug-83	7,634	435,529	201.06	21,029	6.90	6.02	437,077	467
Sep-83	1,838	432,098	201.04	21,014	5.30	5.73	431,339	467
Oct-83	1,888	432,148	201.04	21,014	0.55	3.49	427,007	467
Nov-83	3,047	429,587	200.89	20,907	5.60	1.74	436,307	467
Dec-83	14,656	444,916	201.34	21,232	3.27	0.90	440,260	467
Jan-84	4,349	434,609	201.10	21,058	2.42	0.67	437,676	467
Feb-84	19,676	449,936	201.46	21,319	2.71	0.89	440,260	467
Mar-84	46,158	465,260	201.81	21,572	4.56	2.03	440,260	467
Apr-84	3,775	434,035	201.08	21,043	0.28	3.53	428,339	467
May-84	8,468	436,341	201.08	21,043	8.39	5.47	440,260	467
Jun-84	10,651	440,911	201.24	21,159	3.04	6.96	433,997	467
Jul-84	2,486	432,746	201.05	21,021	2.77	6.99	425,348	467
Aug-84	1,826	426,708	200.78	20,829	4.25	6.02	423,642	467
Sep-84	644	423,819	200.67	20,751	1.53	5.73	416,551	467
Oct-84	51,281	465,260	201.48	21,333	10.53	3.49	440,260	467
Nov-84	15,150	445,410	201.35	21,239	2.68	1.74	440,260	467
Dec-84	19,970	450,230	201.46	21,319	2.75	0.90	440,260	467
Jan-85	21,303	451,563	201.49	21,340	3.52	0.67	440,260	467
Feb-85	51,190	465,260	201.81	21,572	4.38	0.89	440,260	467
Mar-85	36,930	465,260	201.81	21,572	3.35	2.03	440,260	467
Apr-85	4,817	435,077	201.11	21,065	1.85	3.53	432,132	467
May-85	2,154	432,414	201.05	21,021	1.26	5.47	425,038	467
Jun-85	1,719	426,291	200.76	20,815	4.26	6.96	421,605	467
Jul-85	782	421,921	200.57	20,680	3.23	6.99	415,436	467
Aug-85	1,955	416,924	200.30	20,488	2.00	6.02	410,066	467
Sep-85	2,445	412,045	200.05	20,311	3.88	5.73	408,908	467
Oct-85	2,964	411,405	200.01	20,282	4.56	3.49	413,221	467
Nov-85	43,698	456,451	201.20	21,130	12.69	1.74	440,260	467
Dec-85	19,639	449,899	201.45	21,311	1.95	0.90	440,260	467
Jan-86	563	430,823	201.01	20,992	0.70	0.67	430,872	467
Feb-86	7,659	437,919	201.17	21,108	1.79	0.89	439,498	467
Mar-86	1,230	431,490	201.02	21,000	0.62	2.03	429,029	467
Apr-86	4,043	432,606	201.01	20,992	2.73	3.53	431,210	467

(1) Month-Yr	(10) D.S. Calls (acre-ft)	(11) EOM Storage (acre-ft)	(12) Total Outflow (acre-ft)	(13) Lk Houston Gain (acre-ft)	(14) Luce Bayou Transbasin (acre-ft)	(15) Total Inflow Lk Houston (acre-ft)	(17) Available Water (acre-ft)	(18) Water Surface Elev.
Jan-81	0	413,353	0	20,805	0	20,805	112,436	41.26
Feb-81	0	417,609	0	16,745	0	16,745	108,528	41.06
Mar-81	0	418,705	0	15,164	0	15,164	102,755	40.50
Apr-81	0	421,354	0	25,080	0	25,080	105,612	40.26
May-81	0	430,260	13,275	115,546	0	128,822	164,061	43.49
Jun-81	0	430,260	39,956	244,003	0	283,959	164,061	45.69
Jul-81	0	430,260	4,135	91,294	0	95,429	164,061	45.69
Aug-81	0	425,243	0	20,394	0	20,394	154,384	45.29
Sep-81	0	430,260	5,753	139,306	0	145,059	164,061	45.68
Oct-81	0	430,260	18,152	56,448	0	74,600	164,061	45.69
Nov-81	0	430,260	31,487	113,670	0	145,157	164,061	45.69
Dec-81	0	430,260	4,480	34,803	0	39,284	164,061	45.69
Jan-82	0	430,260	4,666	23,719	0	28,384	162,374	45.62
Feb-82	0	430,260	3,377	24,252	0	27,629	161,619	45.59
Mar-82	0	430,260	13,463	43,104	0	56,567	164,061	45.69
Apr-82	0	430,260	53,560	181,895	0	235,455	164,061	45.69
May-82	0	430,260	45,588	303,442	0	349,030	164,061	45.69
Jun-82	0	423,982	0	19,370	0	19,370	153,360	45.25
Jul-82	0	413,078	0	14,591	0	14,591	139,997	44.37
Aug-82	0	405,939	0	11,117	0	11,117	126,674	43.25
Sep-82	0	401,439	0	8,302	0	8,302	109,263	41.60
Oct-82	0	406,502	0	19,582	0	19,582	102,911	40.26
Nov-82	0	430,260	3,031	138,044	0	141,075	164,061	43.51
Dec-82	0	430,260	26,033	117,621	0	143,654	164,061	45.69
Jan-83	0	430,260	19,227	84,298	0	103,525	164,061	45.69
Feb-83	0	430,260	52,186	222,940	0	275,126	164,061	45.69
Mar-83	0	430,260	42,566	182,007	0	224,573	164,061	45.69
Apr-83	0	427,663	0	25,354	0	25,354	159,344	45.50
May-83	0	430,260	116,410	500,572	0	616,982	164,061	45.69
Jun-83	0	425,676	0	50,054	0	50,054	164,061	45.69
Jul-83	0	427,895	0	59,567	0	59,567	164,061	45.69
Aug-83	0	430,260	6,350	175,146	0	181,497	164,061	45.69
Sep-83	0	430,260	613	58,504	0	59,116	164,061	45.69
Oct-83	0	426,540	0	14,652	0	14,652	148,642	45.05
Nov-83	0	430,260	5,580	23,887	0	29,467	154,187	44.90
Dec-83	0	430,260	18,377	119,721	0	138,099	164,061	45.68
Jan-84	0	430,260	6,950	42,571	0	49,521	164,061	45.69
Feb-84	0	430,260	22,439	92,443	0	114,882	164,061	45.69
Mar-84	0	430,260	50,246	129,337	0	179,582	164,061	45.69
Apr-84	0	427,873	0	23,423	0	23,423	157,413	45.42
May-84	0	430,260	10,733	42,076	0	52,809	164,061	45.62
Jun-84	0	430,260	3,270	26,449	0	29,719	163,709	45.68
Jul-84	0	424,881	0	21,117	0	21,117	155,107	45.32
Aug-84	0	423,175	0	11,206	0	11,206	140,792	44.58
Sep-84	0	416,084	0	10,227	0	10,227	126,685	43.30
Oct-84	0	430,260	49,161	188,178	0	237,339	164,061	44.46
Nov-84	0	430,260	16,342	67,324	0	83,666	164,061	45.69
Dec-84	0	430,260	22,784	72,412	0	95,196	164,061	45.69
Jan-85	0	430,260	25,901	92,848	0	118,749	164,061	45.69
Feb-85	0	430,260	56,993	200,827	0	257,819	164,061	45.69
Mar-85	0	430,260	38,842	203,977	0	242,819	164,061	45.69
Apr-85	0	430,260	1,405	39,720	0	41,125	164,061	45.69
May-85	0	424,572	0	15,891	0	15,891	149,881	45.10
Jun-85	0	421,138	0	46,863	0	46,863	164,061	45.28
Jul-85	0	414,969	0	14,825	0	14,825	148,815	45.06
Aug-85	0	409,600	0	9,985	0	9,985	134,910	44.11
Sep-85	0	408,442	0	14,496	0	14,496	122,753	42.69
Oct-85	0	412,754	0	31,136	0	31,136	131,091	42.69
Nov-85	0	430,260	45,001	389,624	0	434,625	164,061	44.80
Dec-85	0	430,260	21,032	151,186	0	172,217	164,061	45.69
Jan-86	0	430,260	145	27,413	0	27,558	161,548	45.59
Feb-86	0	430,260	8,771	61,737	0	70,508	164,061	45.69
Mar-86	0	428,562	0	20,373	0	20,373	154,363	45.29
Apr-86	0	430,260	483	16,810	0	17,293	149,063	44.97

(1) Month-Yr	(19) Surface Area (acre)	(20) Precip. (in)	(21) Lake Evap. (in)	(22) Usable Water (acre-ft)	(23) Diversion SJRA (acre-ft)	(24) Diversion COH (acre-ft)	(25) EOM Storage (acre-ft)	(26) Lk Houston Outflow (acre-ft)
Jan-81	10,130	2.32	0.64	113,854	6,131	15,940	91,784	0
Feb-81	10,002	2.21	0.85	109,662	6,131	15,940	87,591	0
Mar-81	9,649	1.74	1.93	102,602	6,131	15,940	80,532	0
Apr-81	9,498	2.69	3.36	105,081	6,131	15,940	83,011	0
May-81	11,570	8.75	5.21	156,061	6,131	15,940	133,990	59,185
Jun-81	13,098	9.65	6.63	156,061	6,131	15,940	133,990	265,185
Jul-81	13,098	4.43	6.66	156,061	6,131	15,940	133,990	70,924
Aug-81	12,797	7.01	5.73	155,749	6,131	15,940	133,679	0
Sep-81	13,091	2.91	5.46	156,061	6,131	15,940	133,990	119,895
Oct-81	13,098	6.96	3.32	156,061	6,131	15,940	133,990	56,502
Nov-81	13,098	5.26	1.66	156,061	6,131	15,940	133,990	127,016
Dec-81	13,098	2.05	0.86	156,061	6,131	15,940	133,990	18,512
Jan-82	13,045	1.82	0.64	156,061	6,131	15,940	133,990	7,597
Feb-82	13,022	1.59	0.85	156,061	6,131	15,940	133,990	6,362
Mar-82	13,098	1.55	1.93	156,061	6,131	15,940	133,990	34,082
Apr-82	13,098	2.28	3.36	156,061	6,131	15,940	133,990	212,205
May-82	13,098	6.87	5.21	156,061	6,131	15,940	133,990	328,772
Jun-82	12,767	1.10	6.63	147,477	6,131	15,940	125,406	0
Jul-82	12,150	4.32	6.66	137,628	6,131	15,940	115,558	0
Aug-82	11,414	1.90	5.73	123,031	6,131	15,940	100,961	0
Sep-82	10,348	0.98	5.46	105,400	6,131	15,940	83,329	0
Oct-82	9,498	6.64	3.32	105,539	6,131	15,940	83,468	0
Nov-82	11,583	8.91	1.66	156,061	6,131	15,940	133,990	75,481
Dec-82	13,098	4.91	0.86	156,061	6,131	15,940	133,990	126,004
Jan-83	13,098	2.00	0.64	156,061	6,131	15,940	133,990	82,939
Feb-83	13,098	3.97	0.85	156,061	6,131	15,940	133,990	256,461
Mar-83	13,098	3.85	1.93	156,061	6,131	15,940	133,990	204,598
Apr-83	12,954	0.43	3.36	156,061	6,131	15,940	133,990	121
May-83	13,098	7.29	5.21	156,061	6,131	15,940	133,990	597,182
Jun-83	13,098	5.37	6.63	156,061	6,131	15,940	133,990	26,608
Jul-83	13,098	5.23	6.66	156,061	6,131	15,940	133,990	35,935
Aug-83	13,098	9.42	5.73	156,061	6,131	15,940	133,990	163,454
Sep-83	13,098	7.23	5.46	156,061	6,131	15,940	133,990	38,978
Oct-83	12,620	1.56	3.32	146,791	6,131	15,940	124,721	0
Nov-83	12,512	3.17	1.66	155,762	6,131	15,940	133,691	0
Dec-83	13,091	3.69	0.86	156,061	6,131	15,940	133,990	118,817
Jan-84	13,098	3.99	0.64	156,061	6,131	15,940	133,990	31,107
Feb-84	13,098	4.37	0.85	156,061	6,131	15,940	133,990	96,653
Mar-84	13,098	2.41	1.93	156,061	6,131	15,940	133,990	158,036
Apr-84	12,893	0.56	3.36	154,405	6,131	15,940	132,334	0
May-84	13,045	3.13	5.21	156,061	6,131	15,940	133,990	26,822
Jun-84	13,091	1.99	6.63	156,061	6,131	15,940	133,990	2,587
Jul-84	12,819	3.43	6.66	151,656	6,131	15,940	129,586	0
Aug-84	12,290	3.52	5.73	138,528	6,131	15,940	116,458	0
Sep-84	11,446	3.87	5.46	125,168	6,131	15,940	103,098	0
Oct-84	12,210	16.05	3.32	156,061	6,131	15,940	133,990	197,328
Nov-84	13,098	2.28	1.66	156,061	6,131	15,940	133,990	62,272
Dec-84	13,098	2.59	0.86	156,061	6,131	15,940	133,990	75,014
Jan-85	13,098	2.10	0.64	156,061	6,131	15,940	133,990	98,272
Feb-85	13,098	5.38	0.85	156,061	6,131	15,940	133,990	240,693
Mar-85	13,098	4.52	1.93	156,061	6,131	15,940	133,990	223,576
Apr-85	13,098	4.31	3.36	156,061	6,131	15,940	133,990	20,091
May-85	12,656	1.57	5.21	146,042	6,131	15,940	123,972	0
Jun-85	12,789	5.29	6.63	156,061	6,131	15,940	133,990	13,346
Jul-85	12,627	4.93	6.66	146,995	6,131	15,940	124,924	0
Aug-85	11,979	1.14	5.73	130,328	6,131	15,940	108,257	0
Sep-85	11,050	4.67	5.46	122,026	6,131	15,940	99,955	0
Oct-85	11,050	6.54	3.32	134,056	6,131	15,940	111,985	0
Nov-85	12,442	4.84	1.66	156,061	6,131	15,940	133,990	393,847
Dec-85	13,098	3.85	0.86	156,061	6,131	15,940	133,990	153,410
Jan-86	13,022	0.71	0.64	156,061	6,131	15,940	133,990	5,564
Feb-86	13,098	2.74	0.85	156,061	6,131	15,940	133,990	50,501
Mar-86	12,797	1.44	1.93	153,841	6,131	15,940	131,770	0
Apr-86	12,562	2.63	3.36	148,299	6,131	15,940	126,228	0

(1) Month-Yr	(2) Inflow C4' (acre-ft)	(3) Available Water (acre-ft)	(4) Water Surface Elev.	(5) Surface Area (acre)	(6) Precip. (in)	(7) Lake Evap. (in)	(8) Usable Water (acre-ft)	(9) Diversions (Gulf St) (acre-ft)
May-86	50,848	465,260	201.81	21,572	7.93	5.47	440,260	467
Jun-86	37,462	465,260	201.81	21,572	7.39	6.96	440,260	467
Jul-86	2,009	432,269	201.04	21,014	0.19	6.99	420,355	467
Aug-86	486	420,374	200.50	20,630	2.70	6.02	414,673	467
Sep-86	174	414,380	200.22	20,431	5.13	5.73	413,354	467
Oct-86	2,540	415,427	200.21	20,424	3.24	3.49	415,008	467
Nov-86	23,163	437,705	200.79	20,836	4.49	1.74	440,260	467
Dec-86	35,973	465,260	201.81	21,572	5.14	0.90	440,260	467
Jan-87	8,171	438,431	201.19	21,123	2.13	0.67	440,260	467
Feb-87	28,904	459,164	201.67	21,471	3.30	0.89	440,260	467
Mar-87	15,703	445,963	201.36	21,246	1.31	2.03	440,260	467
Apr-87	3,743	434,003	201.08	21,043	0.36	3.53	428,448	467
May-87	2,609	430,590	200.95	20,950	6.52	5.47	432,422	467
Jun-87	49,933	465,260	201.81	21,572	7.61	6.96	440,260	467
Jul-87	3,486	433,746	201.08	21,043	3.38	6.99	427,410	467
Aug-87	2,367	429,311	200.89	20,907	2.35	6.02	422,923	467
Sep-87	2,929	425,385	200.69	20,765	5.97	5.73	425,795	467
Oct-87	754	426,082	200.77	20,822	0.52	3.49	420,936	467
Nov-87	23,119	443,588	201.08	21,043	7.68	1.74	440,260	467
Dec-87	20,145	450,405	201.47	21,326	5.39	0.90	440,260	467
Jan-88	5,482	435,742	201.12	21,072	1.03	0.67	436,370	467
Feb-88	7,576	437,836	201.17	21,108	1.73	0.89	439,310	467
Mar-88	14,954	445,214	201.35	21,239	4.22	2.03	440,260	467
Apr-88	3,724	433,984	201.08	21,043	1.53	3.53	430,480	467
May-88	1,839	431,852	201.03	21,007	1.26	5.47	424,481	467
Jun-88	1,157	425,172	200.72	20,786	2.94	6.96	418,206	467
Jul-88	2,210	419,949	200.44	20,587	3.25	6.99	413,527	467
Aug-88	406	413,467	200.17	20,396	1.70	6.02	406,130	467
Sep-88	568	406,232	199.81	20,145	1.38	5.73	398,924	467
Oct-88	620	399,077	199.45	19,898	0.74	3.49	394,524	467
Nov-88	653	382,038	198.58	19,313	2.11	1.74	382,629	467
Dec-88	3,014	368,414	197.80	18,802	4.16	0.90	373,517	467
Jan-89	32,475	394,828	198.42	19,207	7.67	0.67	406,029	467
Feb-89	9,235	414,798	200.02	20,289	0.75	0.89	414,557	467
Mar-89	48,862	462,952	201.38	21,261	3.29	2.03	440,260	467
Apr-89	4,343	434,603	201.10	21,058	2.20	3.53	432,273	467
May-89	27,933	458,193	201.65	21,456	4.28	5.47	440,260	467
Jun-89	24,841	455,101	201.58	21,406	7.16	6.96	440,260	467
Jul-89	9,324	439,584	201.21	21,137	5.38	6.99	436,743	467
Aug-89	843	431,103	201.01	20,992	2.08	6.02	424,217	467
Sep-89	2,389	426,139	200.74	20,800	2.48	5.73	420,500	467
Oct-89	720	420,754	200.52	20,644	1.96	3.49	418,128	467
Nov-89	841	418,503	200.40	20,559	1.13	1.74	417,453	467
Dec-89	916	417,902	200.37	20,538	3.34	0.90	422,073	467
Jan-90	54,641	465,260	201.61	21,427	6.32	0.67	440,260	467
Feb-90	36,572	465,260	201.81	21,572	3.89	0.89	440,260	467
Mar-90	43,973	465,260	201.81	21,572	3.68	2.03	440,260	467
Apr-90	35,182	465,260	201.81	21,572	3.06	3.53	440,260	467
May-90	22,719	452,979	201.53	21,369	3.83	5.47	440,260	467
Jun-90	1,676	431,936	201.03	21,007	0.93	6.96	421,377	467
Jul-90	1,534	422,445	200.58	20,687	2.52	6.99	414,734	467
Aug-90	587	414,854	200.23	20,438	0.53	6.02	405,509	467
Sep-90	787	405,830	199.78	20,124	2.92	5.73	401,112	467
Oct-90	571	401,217	199.56	19,974	1.90	3.49	398,577	467
Nov-90	756	398,866	199.44	19,891	3.27	1.74	401,397	467
Dec-90	1,865	402,795	199.60	20,001	3.01	0.90	406,307	467
Jan-91	117,009	465,260	201.24	21,159	9.09	0.67	440,260	467
Feb-91	50,570	465,260	201.81	21,572	3.52	0.89	440,260	467
Mar-91	30,727	460,987	201.71	21,500	3.38	2.03	440,260	467
Apr-91	80,488	465,260	201.81	21,572	7.36	3.53	440,260	467
May-91	31,855	462,115	201.74	21,522	7.42	5.47	440,260	467
Jun-91	17,968	448,228	201.42	21,290	4.43	6.96	440,260	467
Jul-91	1,372	431,632	201.03	21,007	1.95	6.99	422,803	467
Aug-91	421	422,758	200.62	20,715	0.64	6.02	413,477	467

(1) Month-Yr	(10) D.S. Calls (acre-ft)	(11) EOM Storage (acre-ft)	(12) Total Outflow (acre-ft)	(13) Lk Houston Gain (acre-ft)	(14) Luce Bayou Transbasin (acre-ft)	(15) Total Inflow Lk Houston (acre-ft)	(17) Available Water (acre-ft)	(18) Water Surface Elev.
May-86	0	430,260	54,803	99,879	0	154,682	164,061	45.37
Jun-86	0	430,260	37,766	230,156	0	267,921	164,061	45.69
Jul-86	0	419,889	0	11,223	0	11,223	145,213	44.91
Aug-86	0	414,206	0	10,785	0	10,785	127,616	43.36
Sep-86	0	412,887	0	39,215	0	39,215	142,406	43.42
Oct-86	0	414,541	0	38,328	0	38,328	156,974	44.78
Nov-86	0	430,260	11,748	79,076	0	90,823	164,061	45.69
Dec-86	0	430,260	43,123	222,293	0	265,416	164,061	45.69
Jan-87	0	430,260	10,271	77,203	0	87,474	164,061	45.69
Feb-87	0	430,260	32,745	110,119	0	142,863	164,061	45.69
Mar-87	0	430,260	13,968	83,344	0	97,313	164,061	45.69
Apr-87	0	427,981	0	16,685	0	16,685	150,675	45.13
May-87	0	430,260	1,696	31,011	0	32,707	158,258	45.10
Jun-87	0	430,260	50,632	273,755	0	324,386	164,061	45.69
Jul-87	0	426,944	0	69,196	0	69,196	164,061	45.69
Aug-87	0	422,456	0	12,551	0	12,551	146,541	44.96
Sep-87	0	425,329	0	21,231	0	21,231	141,255	44.18
Oct-87	0	420,469	0	7,957	0	7,957	125,137	43.26
Nov-87	0	430,260	23,272	170,580	0	193,853	164,061	44.31
Dec-87	0	430,260	27,653	147,020	0	174,672	164,061	45.69
Jan-88	0	430,260	5,644	49,927	0	55,571	164,061	45.69
Feb-88	0	430,260	8,583	38,212	0	46,795	164,061	45.69
Mar-88	0	430,260	18,370	78,188	0	96,557	164,061	45.69
Apr-88	0	430,014	0	23,031	0	23,031	157,021	45.40
May-88	0	424,015	0	11,105	0	11,105	143,802	44.81
Jun-88	0	417,739	0	11,825	0	11,825	129,520	43.50
Jul-88	0	413,060	0	11,612	0	11,612	114,595	42.00
Aug-88	0	405,663	0	8,609	0	8,609	98,103	40.34
Sep-88	0	398,457	0	6,709	0	6,709	80,983	38.30
Oct-88	12,672	381,385	12,672	6,327	0	18,999	74,971	36.80
Nov-88	16,762	365,400	16,762	6,559	0	23,321	74,971	36.50
Dec-88	10,698	362,352	10,698	12,125	0	22,822	74,971	36.50
Jan-89	0	405,562	0	98,989	0	98,989	152,130	41.33
Feb-89	0	414,090	0	59,403	0	59,403	164,061	45.68
Mar-89	0	430,260	34,464	89,345	0	123,809	164,061	45.69
Apr-89	0	430,260	1,546	41,554	0	43,100	164,061	45.69
May-89	0	430,260	25,338	215,341	0	240,679	164,061	45.69
Jun-89	0	430,260	24,728	149,222	0	173,951	164,061	45.69
Jul-89	0	430,260	6,016	50,307	0	56,323	164,061	45.69
Aug-89	0	423,750	0	28,536	0	28,536	162,526	45.63
Sep-89	0	420,033	0	19,866	0	19,866	153,856	45.27
Oct-89	0	417,662	0	9,895	0	9,895	138,730	44.47
Nov-89	0	416,986	0	10,438	0	10,438	125,509	43.17
Dec-89	0	421,606	0	8,664	0	8,664	112,273	41.91
Jan-90	0	430,260	55,606	62,783	0	118,389	164,061	43.84
Feb-90	0	430,260	41,494	132,308	0	173,802	164,061	45.69
Mar-90	0	430,260	46,479	78,900	0	125,380	164,061	45.69
Apr-90	0	430,260	33,874	78,619	0	112,494	164,061	45.69
May-90	0	430,260	19,331	68,112	0	87,443	164,061	45.69
Jun-90	0	420,911	0	12,879	0	12,879	146,869	44.98
Jul-90	0	414,267	0	16,864	0	16,864	137,839	44.06
Aug-90	0	405,043	0	8,664	0	8,664	122,631	42.98
Sep-90	0	400,645	0	11,671	0	11,671	107,155	41.19
Oct-90	0	398,110	0	12,527	0	12,527	94,342	39.60
Nov-90	0	400,931	0	13,594	0	13,594	86,222	38.60
Dec-90	0	405,840	0	10,959	0	10,959	76,063	37.40
Jan-91	0	430,260	106,965	401,366	0	508,331	164,061	42.05
Feb-91	0	430,260	54,827	146,448	0	201,275	164,061	45.69
Mar-91	0	430,260	32,686	42,423	0	75,109	164,061	45.69
Apr-91	0	430,260	86,910	332,401	0	419,311	164,061	45.69
May-91	0	430,260	34,884	141,751	0	176,636	164,061	45.69
Jun-91	0	430,260	13,010	75,337	0	88,347	164,061	45.69
Jul-91	0	422,337	0	20,326	0	20,326	154,316	45.29
Aug-91	0	413,010	0	12,021	0	12,021	139,436	44.44

(1) Month-Yr	(19) Surface Area (acre)	(20) Precip. (in)	(21) Lake Evap. (in)	(22) Usable Water (acre-ft)	(23) Diversion SJRA (acre-ft)	(24) Diversion COH (acre-ft)	(25) EOM Storage (acre-ft)	(26) Lk Houston Outflow (acre-ft)
May-86	12,856	4.29	5.21	156,061	6,131	15,940	133,990	123,864
Jun-86	13,098	6.34	6.63	156,061	6,131	15,940	133,990	245,534
Jul-86	12,519	0.61	6.66	138,901	6,131	15,940	116,830	0
Aug-86	11,485	3.27	5.73	125,261	6,131	15,940	103,191	0
Sep-86	11,524	3.70	5.46	140,716	6,131	15,940	118,645	0
Oct-86	12,428	6.83	3.32	156,061	6,131	15,940	133,990	4,548
Nov-86	13,098	6.66	1.66	156,061	6,131	15,940	133,990	74,211
Dec-86	13,098	5.71	0.86	156,061	6,131	15,940	133,990	248,639
Jan-87	13,098	2.42	0.64	156,061	6,131	15,940	133,990	67,346
Feb-87	13,098	4.26	0.85	156,061	6,131	15,940	133,990	124,515
Mar-87	13,098	0.88	1.93	156,061	6,131	15,940	133,990	74,096
Apr-87	12,678	0.47	3.36	147,622	6,131	15,940	125,552	0
May-87	12,656	5.39	5.21	156,061	6,131	15,940	133,990	2,388
Jun-87	13,098	9.31	6.63	156,061	6,131	15,940	133,990	305,241
Jul-87	13,098	4.79	6.66	156,061	6,131	15,940	133,990	45,084
Aug-87	12,555	1.48	5.73	142,095	6,131	15,940	120,024	0
Sep-87	12,025	3.46	5.46	139,250	6,131	15,940	117,180	0
Oct-87	11,420	0.17	3.32	122,139	6,131	15,940	100,068	0
Nov-87	12,111	3.41	1.66	156,061	6,131	15,940	133,990	139,626
Dec-87	13,098	4.56	0.86	156,061	6,131	15,940	133,990	156,640
Jan-88	13,098	1.27	0.64	156,061	6,131	15,940	133,990	34,188
Feb-88	13,098	1.29	0.85	156,061	6,131	15,940	133,990	25,205
Mar-88	13,098	4.88	1.93	156,061	6,131	15,940	133,990	77,707
Apr-88	12,878	1.26	3.36	154,768	6,131	15,940	132,697	0
May-88	12,449	1.32	5.21	139,766	6,131	15,940	117,696	0
Jun-88	11,576	2.00	6.63	125,054	6,131	15,940	102,983	0
Jul-88	10,604	3.23	6.66	111,564	6,131	15,940	89,493	0
Aug-88	9,548	3.52	5.73	96,344	6,131	15,940	74,274	0
Sep-88	8,285	1.20	5.46	78,042	6,131	15,940	55,971	0
Oct-88	7,390	1.29	3.32	73,720	6,131	15,940	51,650	0
Nov-88	7,218	0.41	1.66	74,219	6,131	15,940	52,148	0
Dec-88	7,218	1.26	0.86	75,211	6,131	15,940	53,141	0
Jan-89	10,175	4.80	0.64	155,657	6,131	15,940	133,587	0
Feb-89	13,091	0.90	0.85	156,061	6,131	15,940	133,990	36,984
Mar-89	13,098	3.96	1.93	156,061	6,131	15,940	133,990	103,954
Apr-89	13,098	1.48	3.36	156,061	6,131	15,940	133,990	18,978
May-89	13,098	13.56	5.21	156,061	6,131	15,940	133,990	227,723
Jun-89	13,098	16.28	6.63	156,061	6,131	15,940	133,990	162,413
Jul-89	13,098	1.92	6.66	156,061	6,131	15,940	133,990	29,079
Aug-89	13,053	2.74	5.73	156,061	6,131	15,940	133,990	3,213
Sep-89	12,782	2.69	5.46	150,906	6,131	15,940	128,835	0
Oct-89	12,216	1.76	3.32	137,142	6,131	15,940	115,072	0
Nov-89	11,362	1.84	1.66	125,680	6,131	15,940	103,609	0
Dec-89	10,546	0.80	0.86	112,220	6,131	15,940	90,150	0
Jan-90	11,800	3.96	0.64	156,061	6,131	15,940	133,990	55,743
Feb-90	13,098	4.54	0.85	156,061	6,131	15,940	133,990	155,759
Mar-90	13,098	5.11	1.93	156,061	6,131	15,940	133,990	106,780
Apr-90	13,098	6.21	3.36	156,061	6,131	15,940	133,990	93,534
May-90	13,098	2.23	5.21	156,061	6,131	15,940	133,990	62,120
Jun-90	12,570	2.98	6.63	143,045	6,131	15,940	120,975	0
Jul-90	11,946	4.85	6.66	136,037	6,131	15,940	113,967	0
Aug-90	11,238	0.31	5.73	117,555	6,131	15,940	95,484	0
Sep-90	10,086	1.57	5.46	103,885	6,131	15,940	81,815	0
Oct-90	9,084	3.79	3.32	94,698	6,131	15,940	72,627	0
Nov-90	8,468	3.01	1.66	87,174	6,131	15,940	65,104	0
Dec-90	7,744	1.81	0.86	76,676	6,131	15,940	54,605	0
Jan-91	10,636	9.58	0.64	156,061	6,131	15,940	133,990	414,800
Feb-91	13,098	5.76	0.85	156,061	6,131	15,940	133,990	184,564
Mar-91	13,098	1.85	1.93	156,061	6,131	15,940	133,990	52,951
Apr-91	13,098	10.25	3.36	156,061	6,131	15,940	133,990	404,762
May-91	13,098	8.56	5.21	156,061	6,131	15,940	133,990	158,222
Jun-91	13,098	10.85	6.63	156,061	6,131	15,940	133,990	70,883
Jul-91	12,797	2.13	6.66	149,485	6,131	15,940	127,414	0
Aug-91	12,196	2.13	5.73	135,777	6,131	15,940	113,706	0

(1) Month-Yr	(2) Inflow C4' (acre-ft)	(3) Available Water (acre-ft)	(4) Water Surface Elev.	(5) Surface Area (acre)	(6) Precip. (in)	(7) Lake Evap. (in)	(8) Usable Water (acre-ft)	(9) Diversions (Gulf St) (acre-ft)
Sep-91	8,448	421,458	200.36	20,531	5.74	5.73	421,470	467
Oct-91	659	421,662	200.56	20,673	0.44	3.49	416,415	467
Nov-91	2,132	418,081	200.35	20,524	3.30	1.74	420,744	467
Dec-91	104,260	465,260	201.58	21,406	8.75	0.90	440,260	467
Jan-92	41,930	465,260	201.81	21,572	6.15	0.67	440,260	467
Feb-92	84,645	465,260	201.81	21,572	5.98	0.89	440,260	467
Mar-92	62,819	465,260	201.81	21,572	4.29	2.03	440,260	467
Apr-92	56,874	465,260	201.81	21,572	6.14	3.53	440,260	467
May-92	34,308	464,568	201.80	21,565	6.60	5.47	440,260	467
Jun-92	51,730	465,260	201.81	21,572	4.62	6.96	440,260	467
Jul-92	4,093	434,353	201.09	21,050	3.11	6.99	427,542	467
Aug-92	1,042	428,117	200.87	20,893	2.63	6.02	422,221	467
Sep-92	1,771	423,526	200.63	20,722	1.58	5.73	416,354	467
Oct-92	784	416,671	200.32	20,502	1.49	3.49	413,261	467
Nov-92	4,442	417,237	200.26	20,460	5.86	1.74	424,256	467
Dec-92	64,035	465,260	201.66	21,464	4.05	0.90	440,260	467
Jan-93	97,410	465,260	201.81	21,572	7.41	0.67	440,260	467
Feb-93	22,051	452,311	201.51	21,355	2.22	0.89	440,260	467
Mar-93	58,122	465,260	201.81	21,572	1.84	2.03	440,260	467
Apr-93	36,848	465,260	201.81	21,572	3.39	3.53	440,260	467
May-93	42,502	465,260	201.81	21,572	7.83	5.47	440,260	467
Jun-93	108,978	465,260	201.81	21,572	7.45	6.96	440,260	467
Jul-93	2,896	433,156	201.06	21,029	0.71	6.99	422,146	467
Aug-93	352	422,031	200.59	20,694	2.40	6.02	415,794	467
Sep-93	1,763	417,090	200.31	20,495	2.30	5.73	411,227	467
Oct-93	7,242	418,002	200.23	20,438	7.97	3.49	425,639	467
Nov-93	5,080	430,253	200.87	20,893	2.94	1.74	432,337	467
Dec-93	2,358	432,618	201.05	21,021	2.93	0.90	436,169	467
Jan-94	26,609	456,869	201.62	21,435	1.76	0.67	440,260	467
Feb-94	37,456	465,260	201.81	21,572	4.52	0.89	440,260	467
Mar-94	36,321	465,260	201.81	21,572	2.64	2.03	440,260	467
Apr-94	27,106	457,366	201.63	21,442	2.60	3.53	440,260	467
May-94	27,378	457,638	201.64	21,449	4.78	5.47	440,260	467
Jun-94	151	430,411	201.00	20,985	3.81	6.96	424,900	467
Jul-94	742	425,175	200.73	20,793	0.36	6.99	413,681	467
Aug-94	1,874	415,089	200.21	20,424	7.65	6.02	417,869	467
Sep-94	1,862	419,264	200.42	20,573	2.55	5.73	413,807	467
Oct-94	220,558	465,260	201.42	21,290	24.44	3.49	440,260	467
Nov-94	2,948	433,208	201.06	21,029	1.00	1.74	431,906	467
Dec-94	58,390	465,260	201.81	21,572	3.85	0.90	440,260	467
Maximum	220,558	465,260	201.81	21,572	24.44	6.99	440,260	467
Average	15,154	414,626	199.76	20,200	3.73	3.70	408,396	467
Minimum	151	149,007	182.00	10,390	0.00	0.67	150,237	467

(1) Month-Yr	(10) D.S. Calls (acre-ft)	(11) EOM Storage (acre-ft)	(12) Total Outflow (acre-ft)	(13) Lk Houston Gain (acre-ft)	(14) Luce Bayou Transbasin (acre-ft)	(15) Total Inflow Lk Houston (acre-ft)	(17) Available Water (acre-ft)	(18) Water Surface Elev.
Sep-91	0	421,003	0	22,530	0	22,530	136,236	43.63
Oct-91	0	415,948	0	9,503	0	9,503	126,652	43.33
Nov-91	0	420,277	0	35,657	0	35,657	139,569	43.31
Dec-91	0	430,260	107,808	241,692	0	349,500	164,061	45.10
Jan-92	0	430,260	51,311	370,324	0	421,635	164,061	45.69
Feb-92	0	430,260	93,324	571,249	0	664,572	164,061	45.69
Mar-92	0	430,260	66,421	232,572	0	298,993	164,061	45.69
Apr-92	0	430,260	61,103	217,715	0	278,817	164,061	45.69
May-92	0	430,260	35,871	78,348	0	114,219	164,061	45.69
Jun-92	0	430,260	47,054	286,437	0	333,491	164,061	45.69
Jul-92	0	427,075	0	34,132	0	34,132	164,061	45.69
Aug-92	0	421,755	0	20,327	0	20,327	154,317	45.29
Sep-92	0	415,887	0	10,048	0	10,048	139,608	44.54
Oct-92	0	412,795	0	9,490	0	9,490	126,138	43.28
Nov-92	0	423,789	0	39,932	0	39,932	142,237	43.37
Dec-92	0	430,260	62,727	102,089	0	164,815	164,061	45.44
Jan-93	0	430,260	109,056	231,816	0	340,872	164,061	45.69
Feb-93	0	430,260	23,946	61,514	0	85,460	164,061	45.69
Mar-93	0	430,260	57,320	167,339	0	224,659	164,061	45.69
Apr-93	0	430,260	36,133	139,669	0	175,802	164,061	45.69
May-93	0	430,260	46,276	362,215	0	408,491	164,061	45.69
Jun-93	0	430,260	109,389	301,344	0	410,734	164,061	45.69
Jul-93	0	421,679	0	21,380	0	21,380	155,370	45.33
Aug-93	0	415,327	0	13,960	0	13,960	143,977	44.72
Sep-93	0	410,760	0	9,952	0	9,952	127,091	43.35
Oct-93	0	425,173	0	36,012	0	36,012	137,292	43.07
Nov-93	0	430,260	1,610	48,296	0	49,906	164,061	45.24
Dec-93	0	430,260	5,442	47,379	0	52,822	164,061	45.69
Jan-94	0	430,260	28,086	21,840	0	49,926	164,061	45.69
Feb-94	0	430,260	43,510	174,516	0	218,026	164,061	45.69
Mar-94	0	430,260	36,957	80,509	0	117,466	164,061	45.69
Apr-94	0	430,260	24,981	19,156	0	44,137	164,061	45.69
May-94	0	430,260	25,677	87,412	0	113,089	164,061	45.69
Jun-94	0	424,433	0	26,132	0	26,132	160,122	45.53
Jul-94	0	413,215	0	10,149	0	10,149	144,139	44.87
Aug-94	0	417,402	0	24,697	0	24,697	140,207	43.91
Sep-94	0	413,341	0	14,355	0	14,355	130,606	43.48
Oct-94	0	430,260	240,347	1,235,076	0	1,475,423	164,061	44.54
Nov-94	0	430,260	1,179	27,841	0	29,019	163,009	45.65
Dec-94	0	430,260	63,222	173,112	0	236,334	164,061	45.69
Maximum	24,390	430,260	240,347	1,235,076	0	1,475,423	164,061	45.69
Average	1,729	402,674	14,739	75,381	0	90,120	136,112	43.08
Minimum	0	140,940	0	1,429	0	2,136	68,039	36.10

(1) Month-Yr	(19) Surface Area (acre)	(20) Precip. (in)	(21) Lake Evap. (in)	(22) Usable Water (acre-ft)	(23) Diversion SJRA (acre-ft)	(24) Diversion COH (acre-ft)	(25) EOM Storage (acre-ft)	(26) Lk Houston Outflow (acre-ft)
Sep-91	11,662	8.53	5.46	139,219	6,131	15,940	117,149	0
Oct-91	11,466	2.62	3.32	125,983	6,131	15,940	103,913	0
Nov-91	11,453	4.04	1.66	141,841	6,131	15,940	119,770	0
Dec-91	12,656	7.03	0.86	156,061	6,131	15,940	133,990	319,717
Jan-92	13,098	7.30	0.64	156,061	6,131	15,940	133,990	406,834
Feb-92	13,098	7.50	0.85	156,061	6,131	15,940	133,990	649,761
Mar-92	13,098	4.15	1.93	156,061	6,131	15,940	133,990	279,346
Apr-92	13,098	4.64	3.36	156,061	6,131	15,940	133,990	258,144
May-92	13,098	7.86	5.21	156,061	6,131	15,940	133,990	95,041
Jun-92	13,098	5.57	6.63	156,061	6,131	15,940	133,990	310,263
Jul-92	13,098	4.50	6.66	156,061	6,131	15,940	133,990	9,704
Aug-92	12,797	3.21	5.73	151,630	6,131	15,940	129,560	0
Sep-92	12,263	4.59	5.46	138,719	6,131	15,940	116,648	0
Oct-92	11,433	1.47	3.32	124,376	6,131	15,940	102,305	0
Nov-92	11,492	9.74	1.66	149,975	6,131	15,940	127,905	0
Dec-92	12,908	3.92	0.86	156,061	6,131	15,940	133,990	139,951
Jan-93	13,098	6.67	0.64	156,061	6,131	15,940	133,990	325,384
Feb-93	13,098	2.43	0.85	156,061	6,131	15,940	133,990	65,114
Mar-93	13,098	5.77	1.93	156,061	6,131	15,940	133,990	206,780
Apr-93	13,098	5.19	3.36	156,061	6,131	15,940	133,990	155,728
May-93	13,098	4.78	5.21	156,061	6,131	15,940	133,990	385,951
Jun-93	13,098	8.93	6.63	156,061	6,131	15,940	133,990	391,174
Jul-93	12,826	3.59	6.66	152,088	6,131	15,940	130,018	0
Aug-93	12,386	1.11	5.73	139,209	6,131	15,940	117,138	0
Sep-93	11,479	1.55	5.46	123,350	6,131	15,940	101,280	0
Oct-93	11,297	11.62	3.32	145,106	6,131	15,940	123,035	0
Nov-93	12,760	7.13	1.66	156,061	6,131	15,940	133,990	22,696
Dec-93	13,098	2.32	0.86	156,061	6,131	15,940	133,990	32,345
Jan-94	13,098	2.61	0.64	156,061	6,131	15,940	133,990	30,006
Feb-94	13,098	1.08	0.85	156,061	6,131	15,940	133,990	196,206
Mar-94	13,098	1.82	1.93	156,061	6,131	15,940	133,990	95,276
Apr-94	13,098	4.13	3.36	156,061	6,131	15,940	133,990	22,907
May-94	13,098	7.67	5.21	156,061	6,131	15,940	133,990	93,703
Jun-94	12,977	6.86	6.63	156,061	6,131	15,940	133,990	4,310
Jul-94	12,491	0.36	6.66	137,581	6,131	15,940	115,510	0
Aug-94	11,847	3.82	5.73	138,322	6,131	15,940	116,251	0
Sep-94	11,563	1.85	5.46	127,128	6,131	15,940	105,057	0
Oct-94	12,263	19.40	3.32	156,061	6,131	15,940	133,990	1,440,852
Nov-94	13,068	0.32	1.66	156,061	6,131	15,940	133,990	5,490
Dec-94	13,098	8.73	0.86	156,061	6,131	15,940	133,990	222,854
Maximum	13,098	19.40	6.66	156,061	6,131	15,940	133,990	1,440,852
Average	11,383	3.96	3.53	131,922	6,131	15,940	109,851	68,512
Minimum	7,002	0.00	0.64	68,979	6,131	15,940	46,908	0

Reservoir Simulation Models

C-2. Alternative No. 2

Montgomery Watson
and Georgia A. Wilson & Assoc., Inc.
LAKE HOUSTON / LAKE CONROE RESERVOIR OPERATION STUDY
San Jacinto River Reservoir Operations Model
Project # 3298.1023 / 14040
ALTERNATIVE #2: Maximum Firm Yield without Reserve Storage
Note: Column formulas are presented at start of Appendix C

WATER BALANCE FOR LAKE CONROE

(1) Month-Yr	(2) Inflow C4' (acre-ft)	(3) Maximum Storage (acre-ft)	(4) Water Surface Elev.	(5) Surface Area (acre)	(6) Precip. (in)	(7) Lake Evap. (in)	(8) Intermediate Water (acre-ft)	(9) Diversions (Gulf St) (acre-ft)
Limits & criteria:		Temporary limit: 465,260					Temporary limit: 440,260	467
Jan-50	40,924	465,260	201.81	21,572	4.34	0.67	440,260	467
Feb-50	48,761	465,260	201.81	21,572	4.70	0.89	440,260	467
Mar-50	13,169	443,429	201.30	21,203	1.15	2.03	440,260	467
Apr-50	18,066	448,326	201.42	21,290	4.66	3.53	440,260	467
May-50	27,282	457,542	201.63	21,442	2.34	5.47	440,260	467
Jun-50	84,275	465,260	201.81	21,572	6.67	6.96	440,260	467
Jul-50	3,276	433,536	201.07	21,036	3.09	6.99	426,698	467
Aug-50	817	427,049	200.82	20,857	0.68	6.02	417,768	467
Sep-50	2,943	420,245	200.44	20,587	1.41	5.73	412,828	467
Oct-50	2,173	414,535	200.18	20,403	0.65	3.49	409,711	467
Nov-50	856	410,100	200.00	20,275	1.10	1.74	409,013	467
Dec-50	1,932	410,479	199.99	20,268	1.05	0.90	410,732	467
Jan-51	2,582	412,847	200.09	20,339	5.05	0.67	420,263	467
Feb-51	4,194	412,604	200.04	20,303	1.33	0.89	413,352	467
Mar-51	6,963	408,205	199.75	20,104	4.55	2.03	412,432	467
Apr-51	4,229	412,988	200.05	20,311	1.20	3.53	409,053	467
May-51	1,938	398,487	199.39	19,857	3.12	5.47	394,598	467
Jun-51	679	372,821	198.10	18,996	3.12	6.96	366,741	467
Jul-51	465	345,672	196.64	18,056	1.00	6.99	336,649	467
Aug-51	356	312,163	194.70	16,830	1.89	6.02	306,375	467
Sep-51	621	280,362	192.00	15,255	5.08	5.73	279,527	467
Oct-51	480	267,942	191.00	14,700	1.11	3.49	265,030	467
Nov-51	597	242,290	190.00	14,165	1.46	1.74	241,952	467
Dec-51	2,350	221,097	188.00	13,165	2.38	0.90	222,715	467
Jan-52	2,217	205,438	187.00	12,685	0.81	0.67	205,582	467
Feb-52	8,735	193,816	186.00	12,225	6.69	0.89	199,725	467
Mar-52	8,406	207,665	187.00	12,685	2.03	2.03	207,669	467
Apr-52	39,263	246,465	189.00	13,660	5.75	3.53	248,998	467
May-52	15,183	263,714	191.00	14,700	3.30	5.47	261,055	467
Jun-52	4,412	265,000	191.00	14,700	3.52	6.96	260,778	467
Jul-52	1,770	262,082	191.00	14,700	4.07	6.99	258,502	467
Aug-52	383	258,418	191.00	14,700	1.02	6.02	252,303	467
Sep-52	290	252,127	190.00	14,165	2.46	5.73	248,266	467
Oct-52	264	248,063	190.00	14,165	0.00	3.49	243,949	467
Nov-52	629	244,111	190.00	14,165	6.19	1.74	249,355	467
Dec-52	4,011	239,096	189.00	13,660	5.20	0.90	243,985	467
Jan-53	7,021	249,821	190.00	14,165	1.48	0.67	250,769	467
Feb-53	13,794	258,012	190.00	14,165	3.20	0.89	260,731	467
Mar-53	7,168	267,433	191.00	14,700	0.07	2.03	265,031	467
Apr-53	11,949	276,513	192.00	15,255	1.19	3.53	273,545	467
May-53	84,231	357,310	194.90	16,950	7.39	5.47	360,019	467
Jun-53	2,548	362,100	197.48	18,597	3.28	6.96	356,396	467
Jul-53	2,261	358,191	197.28	18,469	1.94	6.99	350,408	467
Aug-53	1,870	351,812	196.94	18,251	7.88	6.02	354,642	467
Sep-53	3,541	357,716	197.22	18,431	0.13	5.73	349,113	467
Oct-53	1,785	350,431	196.87	18,206	2.46	3.49	348,879	467
Nov-53	4,867	353,279	196.94	18,251	4.95	1.74	358,162	467
Dec-53	27,623	385,318	198.05	18,963	6.81	0.90	394,646	467
Jan-54	9,532	403,712	199.46	19,905	1.55	0.67	405,170	467
Feb-54	4,582	409,285	199.86	20,179	0.08	0.89	407,927	467
Mar-54	2,758	410,218	199.95	20,241	0.84	2.03	408,211	467
Apr-54	2,867	410,611	199.97	20,254	2.64	3.53	409,115	467

(1) Month-Yr	(10) D.S. Calls (acre-ft)	(11) EOM Storage (acre-ft)	(12) Total Outflow (acre-ft)	(13) Lk Houston Gain (acre-ft)	(14) Luce Bayou Transbasin (acre-ft)	(15) Total Inflow Lk Houston (acre-ft)	(17) Maximum Storage (acre-ft)	(18) Water Surface Elev.
Limits & criteria:	start when H at: 113,610 Cap.: 42,259	limit: 300 430,260	Minimum set at: 0		Currently set to: 0		Temporary limit: 168,990	
Jan-50	0	430,260	47,056	187,347	0	234,403	168,990	45.90
Feb-50	0	430,260	55,139	259,087	0	314,226	168,990	45.90
Mar-50	0	430,260	11,148	47,197	0	58,345	168,990	45.90
Apr-50	0	430,260	19,612	95,491	0	115,103	168,990	45.90
May-50	0	430,260	21,223	110,606	0	131,828	168,990	45.90
Jun-50	0	430,260	83,292	446,119	0	529,410	168,990	45.90
Jul-50	0	426,232	0	32,409	0	32,409	166,399	45.79
Aug-50	0	417,302	0	6,244	0	6,244	140,234	44.73
Sep-50	0	412,362	0	11,027	0	11,027	119,087	42.49
Oct-50	0	409,244	0	5,912	0	5,912	94,396	40.07
Nov-50	0	408,546	0	5,344	0	5,344	70,685	37.10
Dec-50	0	410,265	0	4,972	0	4,972	48,349	33.80
Jan-51	11,387	408,410	11,387	7,437	0	18,823	40,300	30.50
Feb-51	11,644	401,242	11,644	13,416	0	25,059	40,300	28.00
Mar-51	3,207	408,758	3,207	23,595	0	26,801	40,300	28.00
Apr-51	12,038	396,549	12,038	13,950	0	25,987	40,300	28.00
May-51	21,990	372,142	21,990	5,734	0	27,724	40,300	28.00
Jun-51	21,067	345,207	21,067	6,590	0	27,657	40,300	28.00
Jul-51	24,375	311,808	24,375	3,776	0	28,152	40,300	28.00
Aug-51	26,167	279,741	26,167	2,782	0	28,949	40,300	28.00
Sep-51	11,598	267,462	11,598	16,696	0	28,294	40,300	28.00
Oct-51	22,871	241,693	22,871	4,150	0	27,021	40,300	28.00
Nov-51	22,738	218,747	22,738	5,006	0	27,744	40,300	28.00
Dec-51	19,028	203,221	19,028	8,010	0	27,038	40,300	28.00
Jan-52	20,035	185,081	20,035	6,384	0	26,419	40,300	28.00
Feb-52	0	199,259	0	44,532	0	44,532	57,908	31.50
Mar-52	0	207,202	0	23,184	0	23,184	56,752	33.70
Apr-52	0	248,531	0	217,413	0	217,413	168,990	40.98
May-52	0	260,588	0	79,219	0	79,219	168,990	45.90
Jun-52	0	260,312	0	17,151	0	17,151	151,141	45.15
Jul-52	0	258,035	0	6,013	0	6,013	127,097	43.55
Aug-52	0	251,836	0	3,743	0	3,743	101,586	41.01
Sep-52	0	247,800	0	3,616	0	3,616	74,347	37.70
Oct-52	0	243,482	0	2,447	0	2,447	47,919	33.90
Nov-52	13,804	235,085	13,804	7,219	0	21,022	40,300	30.50
Dec-52	719	242,799	719	24,262	0	24,981	40,300	28.00
Jan-53	6,085	244,218	6,085	19,290	0	25,375	40,300	28.00
Feb-53	0	260,264	0	54,799	0	54,799	68,423	32.50
Mar-53	0	264,564	0	18,727	0	18,727	61,282	34.80
Apr-53	0	273,079	0	72,549	0	72,549	105,845	37.30
May-53	0	359,552	0	450,077	0	450,077	168,990	43.46
Jun-53	0	355,929	0	8,182	0	8,182	142,172	44.80
Jul-53	0	349,941	0	6,418	0	6,418	118,334	42.65
Aug-53	0	354,175	0	7,371	0	7,371	94,480	40.00
Sep-53	0	348,646	0	15,529	0	15,529	85,070	38.30
Oct-53	0	348,412	0	7,181	0	7,181	61,579	35.70
Nov-53	0	357,696	0	22,914	0	22,914	57,096	33.70
Dec-53	0	394,179	0	100,673	0	100,673	132,526	38.90
Jan-54	0	404,703	0	43,611	0	43,611	153,737	44.30
Feb-54	0	407,460	0	17,018	0	17,018	144,774	44.66
Mar-54	0	407,745	0	7,288	0	7,288	124,281	43.21
Apr-54	0	408,648	0	8,750	0	8,750	105,044	41.12

WATER BALANCE FOR LAKE HOUSTON

(1) Month-Yr	(19) Surface Area (acre)	(20) Precip. (in)	(21) Lake Evap. (in)	(22) Intermediate Storage (acre-ft)	(23) Diversion SJRA (acre-ft)	(24) Diversion COH (acre-ft)	(25) EOM Storage (acre-ft)	(26) Lk Houston Outflow (acre-ft)
Limits & criteria:				<i>Temporary limit:</i> 160,990	<i>per month:</i> 7,500	<i>per month:</i> 19,500	<i>limit:</i> 133,990	
Jan-50	13,262	4.62	0.64	160,990	7,500	19,500	133,990	211,801
Feb-50	13,262	5.00	0.85	160,990	7,500	19,500	133,990	291,813
Mar-50	13,262	1.22	1.93	160,990	7,500	19,500	133,990	30,561
Apr-50	13,262	4.96	3.36	160,990	7,500	19,500	133,990	89,871
May-50	13,262	2.49	5.21	160,990	7,500	19,500	133,990	101,822
Jun-50	13,262	7.10	6.63	160,990	7,500	19,500	133,990	502,930
Jul-50	13,176	3.29	6.66	160,990	7,500	19,500	133,990	1,709
Aug-50	12,393	0.72	5.73	135,060	7,500	19,500	108,060	0
Sep-50	10,920	1.50	5.46	115,484	7,500	19,500	88,484	0
Oct-50	9,378	0.69	3.32	92,340	7,500	19,500	65,340	0
Nov-50	7,567	1.17	1.66	70,376	7,500	19,500	43,376	0
Dec-50	5,887	1.12	0.86	48,476	7,500	19,500	21,476	0
Jan-51	4,923	5.37	0.64	42,240	7,500	19,500	15,240	0
Feb-51	4,176	1.42	0.85	40,498	7,500	19,500	13,498	0
Mar-51	4,176	4.84	1.93	41,312	7,500	19,500	14,313	0
Apr-51	4,176	1.28	3.36	39,576	7,500	19,500	12,576	0
May-51	4,176	3.32	5.21	39,642	7,500	19,500	12,642	0
Jun-51	4,176	3.32	6.63	39,148	7,500	19,500	12,148	0
Jul-51	4,176	1.06	6.66	38,351	7,500	19,500	11,351	0
Aug-51	4,176	2.01	5.73	39,005	7,500	19,500	12,005	0
Sep-51	4,176	5.40	5.46	40,279	7,500	19,500	13,279	0
Oct-51	4,176	1.18	3.32	39,555	7,500	19,500	12,555	0
Nov-51	4,176	1.55	1.66	40,261	7,500	19,500	13,262	0
Dec-51	4,176	2.53	0.86	40,881	7,500	19,500	13,881	0
Jan-52	4,176	0.86	0.64	40,376	7,500	19,500	13,377	0
Feb-52	5,090	7.12	0.85	60,568	7,500	19,500	33,568	0
Mar-52	5,841	2.16	1.93	56,864	7,500	19,500	29,864	0
Apr-52	9,951	6.12	3.36	160,990	7,500	19,500	133,990	88,576
May-52	13,262	3.51	5.21	160,990	7,500	19,500	133,990	50,340
Jun-52	12,693	3.74	6.63	148,084	7,500	19,500	121,084	0
Jul-52	11,609	4.33	6.66	124,843	7,500	19,500	97,844	0
Aug-52	9,970	1.09	5.73	97,731	7,500	19,500	70,731	0
Sep-52	7,924	2.62	5.46	72,472	7,500	19,500	45,472	0
Oct-52	5,933	0.00	3.32	46,278	7,500	19,500	19,278	0
Nov-52	4,923	6.58	1.66	42,318	7,500	19,500	15,318	0
Dec-52	4,176	5.53	0.86	41,925	7,500	19,500	14,925	0
Jan-53	4,176	1.57	0.64	40,623	7,500	19,500	13,624	0
Feb-53	5,328	3.40	0.85	69,555	7,500	19,500	42,555	0
Mar-53	6,360	0.07	1.93	60,296	7,500	19,500	33,296	0
Apr-53	7,685	1.27	3.36	104,506	7,500	19,500	77,507	0
May-53	11,550	7.86	5.21	160,990	7,500	19,500	133,990	369,144
Jun-53	12,442	3.49	6.63	138,917	7,500	19,500	111,917	0
Jul-53	11,024	2.06	6.66	114,109	7,500	19,500	87,109	0
Aug-53	9,334	8.38	5.73	96,541	7,500	19,500	69,541	0
Sep-53	8,285	0.14	5.46	81,397	7,500	19,500	54,398	0
Oct-53	6,798	2.62	3.32	61,182	7,500	19,500	34,182	0
Nov-53	5,841	5.27	1.66	58,853	7,500	19,500	31,853	0
Dec-53	8,651	7.24	0.86	137,125	7,500	19,500	110,126	0
Jan-54	12,104	1.65	0.64	154,756	7,500	19,500	127,756	0
Feb-54	12,345	0.09	0.85	143,992	7,500	19,500	116,993	0
Mar-54	11,388	0.89	1.93	123,294	7,500	19,500	96,294	0
Apr-54	10,041	2.81	3.36	104,584	7,500	19,500	77,584	0

(1) Month-Yr	(2) Inflow C4' (acre-ft)	(3) Maximum Storage (acre-ft)	(4) Water Surface Elev.	(5) Surface Area (acre)	(6) Precip. (in)	(7) Lake Evap. (in)	(8) Intermediate Water (acre-ft)	(9) Diversion (Gulf St) (acre-ft)
May-54	6,301	414,949	200.10	20,346	2.54	5.47	409,977	467
Jun-54	541	410,052	200.00	20,275	1.17	6.96	400,259	467
Jul-54	2,082	401,874	199.55	19,967	4.57	6.99	397,840	467
Aug-54	2,138	399,511	199.43	19,885	3.66	6.02	395,601	467
Sep-54	256	395,390	199.27	19,775	0.46	5.73	386,702	467
Oct-54	4,175	385,002	198.64	19,352	6.56	3.49	389,961	467
Nov-54	7,083	386,714	198.66	19,366	1.64	1.74	386,541	467
Dec-54	3,120	383,359	198.58	19,313	1.33	0.90	384,054	467
Jan-55	8,056	377,608	198.16	19,036	5.24	0.67	384,847	467
Feb-55	39,330	423,711	199.71	20,076	5.67	0.89	431,701	467
Mar-55	3,282	433,542	201.07	21,036	0.87	2.03	431,522	467
Apr-55	9,655	439,915	201.22	21,145	3.30	3.53	439,513	467
May-55	2,841	433,101	201.06	21,029	3.33	5.47	429,345	467
Jun-55	853	429,732	200.95	20,950	1.47	6.96	420,138	467
Jul-55	659	420,331	200.50	20,630	1.89	6.99	411,557	467
Aug-55	2,220	413,311	200.12	20,360	9.49	6.02	419,211	467
Sep-55	538	419,283	200.45	20,595	5.02	5.73	418,058	467
Oct-55	425	418,017	200.39	20,552	0.59	3.49	413,061	467
Nov-55	373	388,800	198.94	19,550	1.00	1.74	387,584	467
Dec-55	653	362,070	197.53	18,629	1.50	0.90	363,003	467
Jan-56	2,209	341,141	196.34	17,861	3.72	0.67	345,681	467
Feb-56	8,089	335,537	195.80	17,514	2.27	0.89	337,555	467
Mar-56	3,837	340,926	196.28	17,822	0.73	2.03	339,005	467
Apr-56	8,600	336,582	195.90	17,577	1.73	3.53	333,948	467
May-56	1,982	329,264	195.60	17,388	3.12	5.47	325,859	467
Jun-56	1,856	303,535	194.10	16,470	3.83	6.96	299,232	467
Jul-56	386	275,550	192.00	15,255	0.36	6.99	267,115	467
Aug-56	242	241,550	190.00	14,165	0.36	6.02	234,870	467
Sep-56	242	206,888	187.00	12,685	1.77	5.73	202,696	467
Oct-56	247	175,193	185.00	11,755	2.50	3.49	174,228	467
Nov-56	382	147,347	182.00	10,390	1.43	1.74	147,075	467
Dec-56	1,891	123,341	180.00	9,505	4.80	0.90	126,431	467
Jan-57	666	103,485	178.00	8,620	0.86	0.67	103,617	467
Feb-57	2,450	83,065	175.00	7,395	2.31	0.89	83,940	467
Mar-57	10,041	72,753	173.00	6,565	10.73	2.03	77,517	467
Apr-57	48,453	125,504	177.00	8,205	7.59	3.53	128,278	467
May-57	38,013	165,825	182.00	10,390	1.76	5.47	162,610	467
Jun-57	10,017	172,160	184.00	11,290	3.72	6.96	169,113	467
Jul-57	781	169,427	184.00	11,290	0.79	6.99	163,591	467
Aug-57	301	163,425	184.00	11,290	3.04	6.02	160,621	467
Sep-57	762	160,916	183.00	10,840	7.79	5.73	162,777	467
Oct-57	26,511	188,821	185.00	11,755	10.84	3.49	196,023	467
Nov-57	67,403	262,960	189.00	13,660	6.30	1.74	268,145	467
Dec-57	18,297	285,975	192.00	15,255	1.72	0.90	287,014	467
Jan-58	54,419	340,966	194.80	16,890	4.41	0.67	346,225	467
Feb-58	26,038	371,796	197.37	18,527	3.37	0.89	375,629	467
Mar-58	6,272	381,434	198.40	19,194	1.38	2.03	380,402	467
Apr-58	9,866	389,802	198.74	19,418	2.43	3.53	388,017	467
May-58	30,137	417,687	199.64	20,028	2.26	5.47	412,322	467
Jun-58	723	412,579	200.12	20,360	0.44	6.96	401,517	467
Jul-58	410	401,460	199.57	19,980	5.68	6.99	399,270	467
Aug-58	274	399,078	199.46	19,905	2.97	6.02	394,025	467
Sep-58	5,350	398,909	199.32	19,809	14.48	5.73	413,342	467
Oct-58	7,315	420,190	200.33	20,509	1.91	3.49	417,494	467
Nov-58	2,778	419,805	200.42	20,573	1.24	1.74	418,945	467
Dec-58	2,282	420,760	200.48	20,616	0.73	0.90	420,468	467
Jan-59	3,355	423,077	200.57	20,680	2.54	0.67	426,293	467
Feb-59	19,249	425,908	200.32	20,502	10.65	0.89	440,260	467
Mar-59	5,096	435,356	201.11	21,065	1.49	2.03	434,406	467
Apr-59	101,290	465,260	201.81	21,572	7.29	3.53	440,260	467
May-59	15,069	445,329	201.35	21,239	5.83	5.47	440,260	467
Jun-59	6,426	436,686	201.15	21,094	2.61	6.96	429,042	467
Jul-59	2,579	431,155	200.98	20,971	9.09	6.99	434,819	467
Aug-59	2,652	432,912	201.06	21,029	7.94	6.02	436,288	467

(1) Month-Yr	(10) D.S. Calls (acre-ft)	(11) EOM Storage (acre-ft)	(12) Total Outflow (acre-ft)	(13) Lk Houston Gain (acre-ft)	(14) Luce Bayou Transbasin (acre-ft)	(15) Total Inflow Lk Houston (acre-ft)	(17) Maximum Storage (acre-ft)	(18) Water Surface Elev.
May-54	0	409,511	0	16,274	0	16,274	93,858	39.30
Jun-54	0	399,792	0	3,577	0	3,577	68,574	36.90
Jul-54	0	397,373	0	41,337	0	41,337	79,565	35.80
Aug-54	0	395,134	0	9,236	0	9,236	60,774	35.40
Sep-54	5,409	380,827	5,409	2,136	0	7,545	40,300	32.00
Oct-54	9,864	379,631	9,864	19,283	0	29,147	40,300	28.00
Nov-54	5,835	380,239	5,835	19,891	0	25,726	40,300	28.00
Dec-54	14,036	369,551	14,036	12,936	0	26,972	40,300	28.00
Jan-55	0	384,381	0	29,202	0	29,202	42,697	28.00
Feb-55	0	430,260	974	172,117	0	173,091	168,990	40.27
Mar-55	0	430,260	795	9,438	0	10,233	144,223	44.88
Apr-55	0	430,260	8,786	27,701	0	36,487	152,668	44.53
May-55	0	428,879	0	7,884	0	7,884	133,705	44.10
Jun-55	0	419,672	0	4,841	0	4,841	109,880	41.85
Jul-55	0	411,091	0	4,817	0	4,817	83,258	38.80
Aug-55	0	418,744	0	6,716	0	6,716	59,645	35.40
Sep-55	0	417,592	0	5,348	0	5,348	40,414	32.00
Oct-55	24,168	388,426	24,168	2,770	0	26,937	40,300	28.00
Nov-55	25,701	361,416	25,701	2,235	0	27,936	40,300	28.00
Dec-55	23,603	338,932	23,603	3,605	0	27,209	40,300	28.00
Jan-56	17,767	327,448	17,767	8,976	0	26,742	40,300	28.00
Feb-56	0	337,088	0	32,372	0	32,372	46,828	30.50
Mar-56	10,556	327,983	10,556	9,272	0	19,828	40,300	30.50
Apr-56	6,200	327,281	6,200	21,271	0	27,472	40,300	28.00
May-56	23,713	301,679	23,713	3,816	0	27,529	40,300	28.00
Jun-56	23,601	275,164	23,601	4,057	0	27,657	40,300	28.00
Jul-56	25,339	241,309	25,339	2,551	0	27,891	40,300	28.00
Aug-56	27,757	206,647	27,757	1,429	0	29,185	40,300	28.00
Sep-56	27,284	174,946	27,284	1,578	0	28,862	40,300	28.00
Oct-56	26,797	146,965	26,797	1,449	0	28,246	40,300	28.00
Nov-56	25,158	121,450	25,158	2,072	0	27,229	40,300	28.00
Dec-56	23,145	102,819	23,145	3,904	0	27,048	40,300	28.00
Jan-57	22,534	80,616	22,534	2,986	0	25,521	40,300	28.00
Feb-57	20,762	62,712	20,762	6,144	0	26,906	40,300	28.00
Mar-57	0	77,050	0	49,207	0	49,207	63,067	32.50
Apr-57	0	127,812	0	146,397	0	146,397	168,990	41.55
May-57	0	162,143	0	141,767	0	141,767	168,990	45.90
Jun-57	0	168,646	0	36,691	0	36,691	168,990	45.90
Jul-57	0	163,124	0	4,020	0	4,020	138,010	44.65
Aug-57	0	160,154	0	2,335	0	2,335	107,361	41.72
Sep-57	0	162,310	0	8,830	0	8,830	87,020	39.00
Oct-57	0	195,557	0	146,160	0	146,160	168,990	42.69
Nov-57	0	267,678	0	255,753	0	255,753	168,990	45.90
Dec-57	0	286,547	0	62,532	0	62,532	168,990	45.90
Jan-58	0	345,758	0	293,967	0	293,967	168,990	45.90
Feb-58	0	375,162	0	130,587	0	130,587	168,990	45.90
Mar-58	0	379,936	0	23,101	0	23,101	157,091	45.40
Apr-58	0	387,550	0	30,340	0	30,340	159,938	45.34
May-58	0	411,855	0	97,097	0	97,097	168,990	45.82
Jun-58	0	401,050	0	4,417	0	4,417	138,407	44.66
Jul-58	0	398,804	0	2,584	0	2,584	107,655	41.73
Aug-58	0	393,559	0	2,211	0	2,211	82,327	38.80
Sep-58	0	412,875	0	26,477	0	26,477	79,965	36.90
Oct-58	0	417,027	0	22,986	0	22,986	82,121	37.40
Nov-58	0	418,478	0	7,735	0	7,735	62,024	35.70
Dec-58	280	419,722	280	5,189	0	5,469	40,300	32.00
Jan-59	19,166	406,659	19,166	7,868	0	27,034	40,300	28.00
Feb-59	0	430,260	11,853	81,134	0	92,986	107,003	36.10
Mar-59	0	430,260	3,679	14,434	0	18,113	104,231	40.50
Apr-59	0	430,260	107,594	462,192	0	569,786	168,990	43.44
May-59	0	430,260	15,235	111,123	0	126,357	168,990	45.90
Jun-59	0	428,576	0	39,287	0	39,287	168,990	45.90
Jul-59	0	430,260	4,092	15,515	0	19,607	153,597	45.26
Aug-59	0	430,260	5,562	17,972	0	23,534	153,335	45.07

(1) Month-Yr	(19) Surface Area (acre)	(20) Precip. (in)	(21) Lake Evap. (in)	(22) Intermediate Storage (acre-ft)	(23) Diversion SJRA (acre-ft)	(24) Diversion COH (acre-ft)	(25) EOM Storage (acre-ft)	(26) Lk Houston Outflow (acre-ft)
May-54	8,898	2.70	5.21	91,996	7,500	19,500	64,997	0
Jun-54	7,449	1.24	6.63	65,228	7,500	19,500	38,228	0
Jul-54	6,848	4.86	6.66	78,538	7,500	19,500	51,538	0
Aug-54	6,648	3.89	5.73	59,755	7,500	19,500	32,755	0
Sep-54	5,184	0.49	5.46	38,153	7,500	19,500	11,153	0
Oct-54	4,176	6.98	3.32	41,573	7,500	19,500	14,574	0
Nov-54	4,176	1.74	1.66	40,328	7,500	19,500	13,328	0
Dec-54	4,176	1.42	0.86	40,495	7,500	19,500	13,495	0
Jan-55	4,176	5.57	0.64	44,413	7,500	19,500	17,413	0
Feb-55	9,504	6.03	0.85	160,990	7,500	19,500	133,990	33,616
Mar-55	12,498	0.93	1.93	143,181	7,500	19,500	116,182	0
Apr-55	12,256	3.51	3.36	152,821	7,500	19,500	125,822	0
May-55	11,972	3.54	5.21	132,039	7,500	19,500	105,040	0
Jun-55	10,508	1.56	6.63	105,441	7,500	19,500	78,441	0
Jul-55	8,590	2.01	6.66	79,929	7,500	19,500	52,929	0
Aug-55	6,648	10.10	5.73	62,066	7,500	19,500	35,066	0
Sep-55	5,184	5.34	5.46	40,362	7,500	19,500	13,362	0
Oct-55	4,176	0.63	3.32	39,364	7,500	19,500	12,364	0
Nov-55	4,176	1.06	1.66	40,091	7,500	19,500	13,091	0
Dec-55	4,176	1.60	0.86	40,557	7,500	19,500	13,558	0
Jan-56	4,176	3.96	0.64	41,455	7,500	19,500	14,455	0
Feb-56	4,923	2.42	0.85	47,472	7,500	19,500	20,472	0
Mar-56	4,923	0.78	1.93	39,828	7,500	19,500	12,828	0
Apr-56	4,176	1.84	3.36	39,771	7,500	19,500	12,771	0
May-56	4,176	3.32	5.21	39,642	7,500	19,500	12,642	0
Jun-56	4,176	4.07	6.63	39,409	7,500	19,500	12,409	0
Jul-56	4,176	0.38	6.66	38,114	7,500	19,500	11,115	0
Aug-56	4,176	0.38	5.73	38,438	7,500	19,500	11,438	0
Sep-56	4,176	1.88	5.46	39,054	7,500	19,500	12,054	0
Oct-56	4,176	2.66	3.32	40,070	7,500	19,500	13,070	0
Nov-56	4,176	1.52	1.66	40,251	7,500	19,500	13,251	0
Dec-56	4,176	5.11	0.86	41,779	7,500	19,500	14,779	0
Jan-57	4,176	0.91	0.64	40,394	7,500	19,500	13,394	0
Feb-57	4,176	2.46	0.85	40,860	7,500	19,500	13,860	0
Mar-57	5,328	11.42	1.93	67,280	7,500	19,500	40,281	0
Apr-57	10,316	8.07	3.36	160,990	7,500	19,500	133,990	29,737
May-57	13,262	1.87	5.21	160,990	7,500	19,500	133,990	111,076
Jun-57	13,262	3.96	6.63	160,990	7,500	19,500	133,990	6,741
Jul-57	12,338	0.84	6.66	132,026	7,500	19,500	105,027	0
Aug-57	10,425	3.23	5.73	105,190	7,500	19,500	78,190	0
Sep-57	8,712	8.29	5.46	89,075	7,500	19,500	62,075	0
Oct-57	11,050	11.53	3.32	160,990	7,500	19,500	133,990	54,805
Nov-57	13,262	6.70	1.66	160,990	7,500	19,500	133,990	234,323
Dec-57	13,262	1.83	0.86	160,990	7,500	19,500	133,990	36,605
Jan-58	13,262	4.69	0.64	160,990	7,500	19,500	133,990	271,443
Feb-58	13,262	3.59	0.85	160,990	7,500	19,500	133,990	106,616
Mar-58	12,878	1.47	1.93	156,597	7,500	19,500	129,597	0
Apr-58	12,834	2.58	3.36	159,103	7,500	19,500	132,104	0
May-58	13,200	2.40	5.21	160,990	7,500	19,500	133,990	65,120
Jun-58	12,345	0.47	6.63	132,070	7,500	19,500	105,071	0
Jul-58	10,431	6.04	6.66	107,116	7,500	19,500	80,116	0
Aug-58	8,590	3.16	5.73	80,487	7,500	19,500	53,488	0
Sep-58	7,449	15.40	5.46	86,135	7,500	19,500	59,135	0
Oct-58	7,744	2.03	3.32	81,289	7,500	19,500	54,289	0
Nov-58	6,798	1.32	1.66	61,831	7,500	19,500	34,831	0
Dec-58	5,184	0.78	0.86	40,265	7,500	19,500	13,265	0
Jan-59	4,176	2.70	0.64	41,017	7,500	19,500	14,017	0
Feb-59	7,002	11.33	0.85	113,118	7,500	19,500	86,119	0
Mar-59	9,649	1.58	1.93	103,950	7,500	19,500	76,950	0
Apr-59	11,537	7.76	3.36	160,990	7,500	19,500	133,990	489,977
May-59	13,262	6.20	5.21	160,990	7,500	19,500	133,990	100,452
Jun-59	13,262	2.78	6.63	160,990	7,500	19,500	133,990	8,032
Jul-59	12,774	9.67	6.66	156,801	7,500	19,500	129,802	0
Aug-59	12,634	8.45	5.73	156,199	7,500	19,500	129,199	0

(1) Month-Yr	(2) Inflow C4' (acre-ft)	(3) Maximum Storage (acre-ft)	(4) Water Surface Elev.	(5) Surface Area (acre)	(6) Precip. (in)	(7) Lake Evap. (in)	(8) Intermediate Water (acre-ft)	(9) Diversions (Gulf St) (acre-ft)
Sep-59	826	431,086	201.01	20,992	4.47	5.73	428,885	467
Oct-59	5,534	433,952	201.04	21,014	5.41	3.49	437,329	467
Nov-59	8,674	438,934	201.20	21,130	1.79	1.74	439,009	467
Dec-59	22,701	452,961	201.53	21,369	5.02	0.90	440,260	467
Jan-60	21,116	451,376	201.49	21,340	1.93	0.67	440,260	467
Feb-60	31,908	462,168	201.74	21,522	3.69	0.89	440,260	467
Mar-60	8,112	438,372	201.18	21,116	0.36	2.03	435,435	467
Apr-60	5,663	435,923	201.13	21,079	1.33	3.53	432,071	467
May-60	15,286	445,546	201.35	21,239	0.85	5.47	437,361	467
Jun-60	59,123	465,260	201.81	21,572	13.78	6.96	440,260	467
Jul-60	29,646	459,906	201.69	21,485	2.20	6.99	440,260	467
Aug-60	19,743	450,003	201.46	21,319	6.97	6.02	440,260	467
Sep-60	4,534	434,794	201.10	21,058	0.57	5.73	425,740	467
Oct-60	37,601	462,875	201.64	21,449	6.88	3.49	440,260	467
Nov-60	68,029	465,260	201.81	21,572	3.47	1.74	440,260	467
Dec-60	56,330	465,260	201.81	21,572	8.43	0.90	440,260	467
Jan-61	75,999	465,260	201.81	21,572	4.17	0.67	440,260	467
Feb-61	70,838	465,260	201.81	21,572	3.65	0.89	440,260	467
Mar-61	8,812	439,072	201.20	21,130	1.73	2.03	438,549	467
Apr-61	10,537	440,797	201.24	21,159	2.27	3.53	438,588	467
May-61	3,126	433,386	201.07	21,036	3.37	5.47	429,712	467
Jun-61	9,800	439,046	201.18	21,116	10.44	6.96	440,260	467
Jul-61	25,935	456,195	201.60	21,420	9.47	6.99	440,260	467
Aug-61	2,455	432,715	201.05	21,021	3.92	6.02	429,043	467
Sep-61	45,295	465,260	201.78	21,551	7.42	5.73	440,260	467
Oct-61	2,550	432,810	201.05	21,021	0.05	3.49	426,785	467
Nov-61	4,323	430,642	200.91	20,921	9.59	1.74	440,260	467
Dec-61	9,053	439,313	201.21	21,137	3.11	0.90	440,260	467
Jan-62	15,051	445,311	201.35	21,239	1.63	0.67	440,260	467
Feb-62	8,009	438,269	201.18	21,116	0.67	0.89	437,873	467
Mar-62	5,025	435,285	201.11	21,065	0.88	2.03	433,279	467
Apr-62	6,656	436,916	201.15	21,094	4.52	3.53	438,663	467
May-62	5,466	435,726	201.12	21,072	1.08	5.47	428,018	467
Jun-62	3,561	431,112	200.95	20,950	6.96	6.96	431,103	467
Jul-62	1,756	432,016	201.04	21,014	0.07	6.99	419,885	467
Aug-62	556	419,975	200.48	20,616	2.60	6.02	414,112	467
Sep-62	2,266	415,911	200.24	20,445	3.73	5.73	412,501	467
Oct-62	848	412,883	200.13	20,367	2.93	3.49	411,944	467
Nov-62	3,481	414,958	200.17	20,396	5.34	1.74	421,070	467
Dec-62	29,046	449,650	201.22	21,145	4.49	0.90	440,260	467
Jan-63	20,372	450,632	201.47	21,326	2.90	0.67	440,260	467
Feb-63	15,324	445,584	201.35	21,239	2.44	0.89	440,260	467
Mar-63	6,025	436,285	201.14	21,087	0.52	2.03	433,632	467
Apr-63	10,270	440,530	201.24	21,159	0.86	3.53	435,834	467
May-63	3,173	433,433	201.07	21,036	0.58	5.47	424,865	467
Jun-63	1,782	426,181	200.75	20,808	7.32	6.96	426,807	467
Jul-63	3,226	429,566	200.88	20,900	1.96	6.99	420,792	467
Aug-63	705	421,030	200.53	20,651	1.74	6.02	413,669	467
Sep-63	438	413,640	200.18	20,403	1.82	5.73	406,994	467
Oct-63	407	406,934	199.85	20,172	0.28	3.49	401,548	467
Nov-63	2,884	388,367	198.85	19,491	5.38	1.74	394,269	467
Dec-63	7,436	384,176	198.51	19,267	4.54	0.90	390,016	467
Jan-64	9,347	398,896	199.22	19,741	2.72	0.67	402,260	467
Feb-64	12,912	414,705	199.93	20,227	4.67	0.89	421,076	467
Mar-64	24,136	444,745	201.11	21,065	2.11	2.03	440,260	467
Apr-64	18,094	448,354	201.42	21,290	1.53	3.53	440,260	467
May-64	7,024	437,284	201.16	21,101	2.12	5.47	431,384	467
Jun-64	6,685	436,945	201.15	21,094	1.78	6.96	427,831	467
Jul-64	735	428,100	200.87	20,893	1.58	6.99	418,674	467
Aug-64	544	418,751	200.42	20,573	2.45	6.02	412,642	467
Sep-64	2,354	414,530	200.18	20,403	6.35	5.73	415,587	467
Oct-64	2,802	417,922	200.33	20,509	2.21	3.49	415,740	467
Nov-64	13,627	428,901	200.60	20,701	4.02	1.74	432,834	467
Dec-64	9,171	439,431	201.21	21,137	5.24	0.90	440,260	467

(1) Month-Yr	(10) D.S. Calls (acre-ft)	(11) EOM Storage (acre-ft)	(12) Total Outflow (acre-ft)	(13) Lk Houston Gain (acre-ft)	(14) Luce Bayou Transbasin (acre-ft)	(15) Total Inflow Lk Houston (acre-ft)	(17) Maximum Storage (acre-ft)	(18) Water Surface Elev.
Sep-59	0	428,418	0	7,031	0	7,031	136,230	44.37
Oct-59	0	430,260	6,602	21,915	0	28,517	137,038	43.42
Nov-59	0	430,260	8,283	35,333	0	43,616	155,998	44.51
Dec-59	0	430,260	29,565	89,415	0	118,980	168,990	45.70
Jan-60	0	430,260	22,881	111,397	0	134,278	168,990	45.90
Feb-60	0	430,260	36,466	178,524	0	214,991	168,990	45.90
Mar-60	0	430,260	4,708	30,795	0	35,504	168,990	45.90
Apr-60	0	430,260	1,344	25,055	0	26,399	160,389	45.54
May-60	0	430,260	6,635	63,922	0	70,557	168,990	45.79
Jun-60	0	430,260	70,915	373,912	0	444,827	168,990	45.90
Jul-60	0	430,260	20,597	159,689	0	180,285	168,990	45.90
Aug-60	0	430,260	20,979	89,046	0	110,025	168,990	45.90
Sep-60	0	425,273	0	25,455	0	25,455	159,445	45.50
Oct-60	0	430,260	38,216	182,214	0	220,430	168,990	45.62
Nov-60	0	430,260	70,664	314,687	0	385,351	168,990	45.90
Dec-60	0	430,260	69,398	267,944	0	337,342	168,990	45.90
Jan-61	0	430,260	81,827	333,075	0	414,902	168,990	45.90
Feb-61	0	430,260	75,324	434,524	0	509,848	168,990	45.90
Mar-61	0	430,260	7,823	36,067	0	43,889	168,990	45.90
Apr-61	0	430,260	7,861	42,843	0	50,704	168,990	45.90
May-61	0	429,245	0	10,442	0	10,442	144,432	44.88
Jun-61	0	430,260	14,446	126,551	0	140,997	168,990	45.14
Jul-61	0	430,260	29,882	139,230	0	169,112	168,990	45.90
Aug-61	0	428,576	0	11,771	0	11,771	145,761	44.93
Sep-61	0	430,260	46,168	311,678	0	357,846	168,990	45.20
Oct-61	0	426,319	0	10,557	0	10,557	144,547	44.89
Nov-61	0	430,260	13,592	21,078	0	34,670	148,810	44.26
Dec-61	0	430,260	12,476	28,622	0	41,099	168,990	45.75
Jan-62	0	430,260	16,273	43,248	0	59,521	168,990	45.90
Feb-62	0	430,260	7,146	28,813	0	35,960	168,990	45.90
Mar-62	0	430,260	2,552	17,258	0	19,810	153,800	45.26
Apr-62	0	430,260	7,936	26,981	0	34,917	160,664	45.21
May-62	0	427,552	0	15,907	0	15,907	149,897	45.10
Jun-62	0	430,260	376	15,016	0	15,392	134,008	43.76
Jul-62	0	419,418	0	6,945	0	6,945	114,707	42.25
Aug-62	0	413,645	0	3,934	0	3,934	85,729	39.10
Sep-62	0	412,035	0	7,781	0	7,781	64,346	36.10
Oct-62	0	411,477	0	5,119	0	5,119	41,595	32.50
Nov-62	0	420,604	0	27,721	0	27,721	42,227	28.00
Dec-62	0	430,260	25,249	100,321	0	125,570	142,196	38.60
Jan-63	0	430,260	23,873	67,963	0	91,837	168,990	45.23
Feb-63	0	430,260	17,603	76,908	0	94,511	168,990	45.90
Mar-63	0	430,260	2,906	21,918	0	24,823	158,813	45.47
Apr-63	0	430,260	5,107	27,064	0	32,172	162,498	45.48
May-63	0	424,398	0	10,874	0	10,874	143,741	44.82
Jun-63	0	426,340	0	6,217	0	6,217	118,194	42.65
Jul-63	0	420,325	0	11,209	0	11,209	103,469	40.80
Aug-63	0	413,202	0	4,131	0	4,131	76,845	38.00
Sep-63	0	406,527	0	3,351	0	3,351	50,576	34.30
Oct-63	15,598	385,483	15,598	2,921	0	18,519	40,300	31.00
Nov-63	17,062	376,740	17,062	11,198	0	28,260	40,300	28.00
Dec-63	0	389,549	0	26,012	0	26,012	40,725	28.00
Jan-64	0	401,793	0	27,722	0	27,722	42,829	28.00
Feb-64	0	420,609	0	51,501	0	51,501	68,113	33.00
Mar-64	0	430,260	14,157	105,240	0	119,397	162,408	41.34
Apr-64	0	430,260	14,087	73,009	0	87,096	168,990	45.90
May-64	0	430,260	657	33,239	0	33,896	167,886	45.85
Jun-64	0	427,364	0	25,228	0	25,228	159,218	45.49
Jul-64	0	418,207	0	4,359	0	4,359	131,463	44.05
Aug-64	0	412,176	0	3,697	0	3,697	103,206	41.19
Sep-64	0	415,120	0	7,048	0	7,048	80,632	38.30
Oct-64	0	415,273	0	6,837	0	6,837	61,367	35.70
Nov-64	0	430,260	2,107	36,711	0	38,818	72,636	35.00
Dec-64	0	430,260	16,336	26,078	0	42,414	89,460	37.10

(1) Month-Yr	(19) Surface Area (acre)	(20) Precip. (in)	(21) Lake Evap. (in)	(22) Intermediate Storage (acre-ft)	(23) Diversion SJRA (acre-ft)	(24) Diversion COH (acre-ft)	(25) EOM Storage (acre-ft)	(26) Lk Houston Outflow (acre-ft)
Sep-59	12,150	4.76	5.46	135,521	7,500	19,500	108,522	0
Oct-59	11,524	5.76	3.32	139,382	7,500	19,500	112,382	0
Nov-59	12,243	1.90	1.66	156,243	7,500	19,500	129,243	0
Dec-59	13,106	5.34	0.86	160,990	7,500	19,500	133,990	92,126
Jan-60	13,262	2.05	0.64	160,990	7,500	19,500	133,990	108,837
Feb-60	13,262	3.93	0.85	160,990	7,500	19,500	133,990	191,395
Mar-60	13,262	0.38	1.93	160,990	7,500	19,500	133,990	6,791
Apr-60	12,984	1.42	3.36	158,290	7,500	19,500	131,290	0
May-60	13,176	0.90	5.21	160,990	7,500	19,500	133,990	36,125
Jun-60	13,262	14.66	6.63	160,990	7,500	19,500	133,990	426,701
Jul-60	13,262	2.34	6.66	160,990	7,500	19,500	133,990	148,511
Aug-60	13,262	7.42	5.73	160,990	7,500	19,500	133,990	84,893
Sep-60	12,954	0.61	5.46	154,209	7,500	19,500	127,209	0
Oct-60	13,045	7.32	3.32	160,990	7,500	19,500	133,990	190,998
Nov-60	13,262	3.69	1.66	160,990	7,500	19,500	133,990	360,595
Dec-60	13,262	8.97	0.86	160,990	7,500	19,500	133,990	319,305
Jan-61	13,262	4.44	0.64	160,990	7,500	19,500	133,990	392,102
Feb-61	13,262	3.88	0.85	160,990	7,500	19,500	133,990	486,197
Mar-61	13,262	1.84	1.93	160,990	7,500	19,500	133,990	16,790
Apr-61	13,262	2.42	3.36	160,990	7,500	19,500	133,990	22,666
May-61	12,498	3.59	5.21	142,745	7,500	19,500	115,745	0
Jun-61	12,686	11.11	6.63	160,990	7,500	19,500	133,990	100,488
Jul-61	13,262	10.07	6.66	160,990	7,500	19,500	133,990	145,881
Aug-61	12,534	4.17	5.73	144,132	7,500	19,500	117,132	0
Sep-61	12,730	7.89	5.46	160,990	7,500	19,500	133,990	316,566
Oct-61	12,505	0.05	3.32	141,139	7,500	19,500	114,139	0
Nov-61	12,078	10.20	1.66	157,405	7,500	19,500	130,405	0
Dec-61	13,145	3.31	0.86	160,990	7,500	19,500	133,990	13,198
Jan-62	13,262	1.73	0.64	160,990	7,500	19,500	133,990	33,726
Feb-62	13,262	0.71	0.85	160,990	7,500	19,500	133,990	8,805
Mar-62	12,774	0.94	1.93	152,746	7,500	19,500	125,746	0
Apr-62	12,737	4.81	3.36	160,990	7,500	19,500	133,990	1,213
May-62	12,656	1.15	5.21	145,615	7,500	19,500	118,615	0
Jun-62	11,748	7.40	6.63	134,761	7,500	19,500	107,762	0
Jul-62	10,764	0.07	6.66	108,795	7,500	19,500	81,796	0
Aug-62	8,774	2.77	5.73	83,565	7,500	19,500	56,565	0
Sep-62	7,002	3.97	5.46	63,476	7,500	19,500	36,477	0
Oct-62	5,328	3.12	3.32	41,507	7,500	19,500	14,507	0
Nov-62	4,176	5.68	1.66	43,626	7,500	19,500	16,627	0
Dec-62	8,468	4.78	0.86	144,963	7,500	19,500	117,963	0
Jan-63	12,752	3.09	0.64	160,990	7,500	19,500	133,990	51,413
Feb-63	13,262	2.60	0.85	160,990	7,500	19,500	133,990	69,445
Mar-63	12,931	0.55	1.93	157,326	7,500	19,500	130,326	0
Apr-63	12,939	0.92	3.36	159,867	7,500	19,500	132,867	0
May-63	12,456	0.62	5.21	138,977	7,500	19,500	111,977	0
Jun-63	11,024	7.79	6.63	119,259	7,500	19,500	92,260	0
Jul-63	9,838	2.08	6.66	99,714	7,500	19,500	72,714	0
Aug-63	8,104	1.85	5.73	74,225	7,500	19,500	47,225	0
Sep-63	6,121	1.94	5.46	48,781	7,500	19,500	21,781	0
Oct-63	5,008	0.30	3.32	39,039	7,500	19,500	12,040	0
Nov-63	4,176	5.72	1.66	41,713	7,500	19,500	14,713	0
Dec-63	4,176	4.83	0.86	42,107	7,500	19,500	15,107	0
Jan-64	4,176	2.89	0.64	43,612	7,500	19,500	16,612	0
Feb-64	5,527	4.97	0.85	70,010	7,500	19,500	43,010	0
Mar-64	10,182	2.24	1.93	160,990	7,500	19,500	133,990	1,681
Apr-64	13,262	1.63	3.36	160,990	7,500	19,500	133,990	58,184
May-64	13,223	2.25	5.21	160,990	7,500	19,500	133,990	3,634
Jun-64	12,946	1.89	6.63	154,104	7,500	19,500	127,104	0
Jul-64	11,939	1.68	6.66	126,509	7,500	19,500	99,509	0
Aug-64	10,086	2.61	5.73	100,584	7,500	19,500	73,584	0
Sep-64	8,285	6.76	5.46	81,530	7,500	19,500	54,530	0
Oct-64	6,798	2.35	3.32	60,817	7,500	19,500	33,817	0
Nov-64	6,456	4.28	1.66	74,045	7,500	19,500	47,045	0
Dec-64	7,567	5.57	0.86	92,430	7,500	19,500	65,430	0

(1) Month-Yr	(2) Inflow C4' (acre-ft)	(3) Maximum Storage (acre-ft)	(4) Water Surface Elev.	(5) Surface Area (acre)	(6) Precip. (in)	(7) Lake Evap. (in)	(8) Intermediate Water (acre-ft)	(9) Diversions (Gulf St) (acre-ft)
Jan-65	34,250	464,510	201.80	21,565	1.76	0.67	440,260	467
Feb-65	50,422	465,260	201.81	21,572	3.07	0.89	440,260	467
Mar-65	7,965	438,225	201.18	21,116	0.76	2.03	435,999	467
Apr-65	6,173	436,433	201.14	21,087	0.89	3.53	431,802	467
May-65	8,289	438,549	201.19	21,123	6.14	5.47	439,724	467
Jun-65	9,388	439,648	201.21	21,137	2.90	6.96	432,485	467
Jul-65	635	430,895	201.01	20,992	1.48	6.99	421,244	467
Aug-65	462	421,239	200.55	20,666	2.15	6.02	414,585	467
Sep-65	185	414,303	200.22	20,431	3.35	5.73	410,240	467
Oct-65	821	410,594	200.02	20,289	2.90	3.49	409,611	467
Nov-65	2,616	411,760	200.03	20,296	4.53	1.74	416,475	467
Dec-65	18,079	434,088	200.74	20,800	5.78	0.90	440,260	467
Jan-66	14,051	444,311	201.32	21,217	4.19	0.67	440,260	467
Feb-66	32,498	462,758	201.76	21,536	7.29	0.89	440,260	467
Mar-66	10,406	440,666	201.24	21,159	2.07	2.03	440,260	467
Apr-66	38,922	465,260	201.81	21,572	7.50	3.53	440,260	467
May-66	33,985	464,245	201.79	21,558	10.54	5.47	440,260	467
Jun-66	2,443	432,703	201.05	21,021	4.15	6.96	427,786	467
Jul-66	608	427,927	200.87	20,893	1.36	6.99	418,125	467
Aug-66	738	418,397	200.40	20,559	6.68	6.02	419,539	467
Sep-66	2,420	421,492	200.51	20,637	3.77	5.73	418,115	467
Oct-66	2,464	420,113	200.44	20,587	5.12	3.49	422,922	467
Nov-66	747	423,202	200.63	20,722	1.47	1.74	422,724	467
Dec-66	2,012	424,269	200.66	20,744	1.44	0.90	425,194	467
Jan-67	2,329	421,478	200.51	20,637	2.27	0.67	424,218	467
Feb-67	2,337	406,645	199.79	20,131	2.04	0.89	408,570	467
Mar-67	2,276	390,344	198.97	19,570	1.72	2.03	389,845	467
Apr-67	6,429	374,684	198.05	18,963	4.15	3.53	375,674	467
May-67	2,676	370,087	197.90	18,866	2.39	5.47	365,240	467
Jun-67	5,177	351,520	196.83	18,180	0.16	6.96	341,216	467
Jul-67	404	333,202	195.90	17,577	7.30	6.99	333,658	467
Aug-67	468	308,100	194.40	16,650	1.50	6.02	301,839	467
Sep-67	7,482	285,785	192.00	15,255	4.55	5.73	284,281	467
Oct-67	720	284,534	193.00	15,820	2.99	3.49	283,879	467
Nov-67	744	269,020	192.00	15,255	0.47	1.74	267,401	467
Dec-67	4,555	248,728	190.00	14,165	4.72	0.90	253,232	467
Jan-68	40,071	278,858	191.00	14,700	7.54	0.67	287,270	467
Feb-68	3,556	290,360	193.00	15,820	1.87	0.89	291,649	467
Mar-68	10,288	301,470	193.00	15,820	2.74	2.03	302,417	467
Apr-68	32,008	333,958	195.00	17,010	2.84	3.53	332,981	467
May-68	54,536	387,051	197.42	18,559	12.45	5.47	397,839	467
Jun-68	88,714	465,260	201.04	21,014	10.51	6.96	440,260	467
Jul-68	7,024	437,284	201.16	21,101	6.10	6.99	435,715	467
Aug-68	817	431,077	201.01	20,992	2.73	6.02	425,321	467
Sep-68	2,599	427,454	200.80	20,843	3.64	5.73	423,814	467
Oct-68	8,700	432,048	200.87	20,893	3.68	3.49	432,378	467
Nov-68	8,876	439,136	201.20	21,130	2.55	1.74	440,260	467
Dec-68	42,511	465,260	201.81	21,572	1.12	0.90	440,260	467
Jan-69	5,113	435,373	201.11	21,065	2.58	0.67	438,715	467
Feb-69	45,519	465,260	201.81	21,572	4.99	0.89	440,260	467
Mar-69	50,832	465,260	201.81	21,572	2.99	2.03	440,260	467
Apr-69	35,052	465,260	201.81	21,572	3.14	3.53	440,260	467
May-69	44,393	465,260	201.81	21,572	4.45	5.47	440,260	467
Jun-69	2,426	432,686	201.05	21,021	1.42	6.96	422,977	467
Jul-69	562	423,073	200.63	20,722	3.66	6.99	417,311	467
Aug-69	325	417,170	200.35	20,524	2.51	6.02	411,172	467
Sep-69	1,780	412,485	200.09	20,339	5.72	5.73	412,455	467
Oct-69	416	412,405	200.12	20,360	3.10	3.49	411,753	467
Nov-69	629	411,916	200.09	20,339	2.00	1.74	412,355	467
Dec-69	1,979	399,705	199.45	19,898	4.12	0.90	405,035	467
Jan-70	2,450	390,306	198.96	19,564	1.81	0.67	392,168	467
Feb-70	2,519	377,863	198.31	19,135	2.37	0.89	380,217	467
Mar-70	18,667	383,517	198.19	19,055	4.78	2.03	387,882	467
Apr-70	13,201	400,616	199.21	19,734	2.08	3.53	398,230	467

(1) Month-Yr	(10) D.S. Calls (acre-ft)	(11) EOM Storage (acre-ft)	(12) Total Outflow (acre-ft)	(13) Lk Houston Gain (acre-ft)	(14) Luce Bayou Transbasin (acre-ft)	(15) Total Inflow Lk Houston (acre-ft)	(17) Maximum Storage (acre-ft)	(18) Water Surface Elev.
Jan-65	0	430,260	35,734	84,340	0	120,074	168,990	42.87
Feb-65	0	430,260	53,877	178,000	0	231,877	168,990	45.90
Mar-65	0	430,260	5,272	23,081	0	28,354	162,344	45.62
Apr-65	0	430,260	1,076	16,836	0	17,912	151,902	45.19
May-65	0	430,260	8,997	44,030	0	53,028	168,990	45.41
Jun-65	0	430,260	1,759	35,036	0	36,795	168,990	45.90
Jul-65	0	420,777	0	4,608	0	4,608	138,598	44.67
Aug-65	0	414,118	0	3,941	0	3,941	110,300	41.95
Sep-65	0	409,773	0	6,042	0	6,042	86,311	39.10
Oct-65	0	409,144	0	6,272	0	6,272	64,194	36.10
Nov-65	0	416,009	0	17,790	0	17,790	54,850	33.80
Dec-65	0	430,260	11,817	72,304	0	84,121	113,521	37.60
Jan-66	0	430,260	19,809	60,029	0	79,838	168,990	44.07
Feb-66	0	430,260	43,504	180,570	0	224,073	168,990	45.90
Mar-66	0	430,260	10,012	36,160	0	46,172	168,990	45.90
Apr-66	0	430,260	45,598	136,044	0	181,641	168,990	45.90
May-66	0	430,260	42,621	213,962	0	256,583	168,990	45.90
Jun-66	0	427,319	0	14,154	0	14,154	148,144	45.03
Jul-66	0	417,658	0	4,672	0	4,672	123,494	43.26
Aug-66	0	419,073	0	8,673	0	8,673	100,209	40.58
Sep-66	0	417,649	0	16,337	0	16,337	90,662	39.00
Oct-66	0	422,455	0	15,108	0	15,108	77,718	37.40
Nov-66	0	422,258	0	4,474	0	4,474	56,567	35.10
Dec-66	5,579	419,149	5,579	5,208	0	10,787	40,300	31.50
Jan-67	19,443	404,308	19,443	7,272	0	26,716	40,300	28.00
Feb-67	20,035	388,068	20,035	6,349	0	26,384	40,300	28.00
Mar-67	21,123	368,255	21,123	5,417	0	26,540	40,300	28.00
Apr-67	7,797	367,411	7,797	19,238	0	27,035	40,300	28.00
May-67	18,430	346,343	18,430	8,201	0	26,631	40,300	28.00
Jun-67	7,951	332,798	7,951	19,978	0	27,929	40,300	28.00
Jul-67	25,559	307,632	25,559	3,688	0	29,248	40,300	28.00
Aug-67	23,068	278,303	23,068	3,545	0	26,613	40,300	28.00
Sep-67	0	283,814	0	32,156	0	32,156	44,019	28.00
Oct-67	15,137	268,276	15,137	8,360	0	23,497	40,300	28.00
Nov-67	22,762	244,173	22,762	4,287	0	27,048	40,300	28.00
Dec-67	13,978	238,787	13,978	13,425	0	27,403	40,300	28.00
Jan-68	0	286,803	0	163,765	0	163,765	168,990	40.12
Feb-68	0	291,182	0	11,621	0	11,621	145,611	44.93
Mar-68	0	301,951	0	35,851	0	35,851	155,653	44.77
Apr-68	0	332,515	0	92,705	0	92,705	168,990	45.72
May-68	0	397,372	0	379,276	0	379,276	168,990	45.90
Jun-68	0	430,260	61,572	419,691	0	481,263	168,990	45.90
Jul-68	0	430,260	4,989	35,504	0	40,492	168,990	45.90
Aug-68	0	424,855	0	6,805	0	6,805	140,795	44.75
Sep-68	0	423,348	0	26,006	0	26,006	136,875	43.52
Oct-68	0	430,260	1,651	39,174	0	40,825	149,164	44.00
Nov-68	0	430,260	9,825	44,410	0	54,236	168,990	45.43
Dec-68	0	430,260	42,432	159,846	0	202,278	168,990	45.90
Jan-69	0	430,260	7,988	20,809	0	28,797	162,787	45.64
Feb-69	0	430,260	52,421	302,232	0	354,653	168,990	45.90
Mar-69	0	430,260	52,096	192,660	0	244,756	168,990	45.90
Apr-69	0	430,260	33,887	109,735	0	143,622	168,990	45.90
May-69	0	430,260	42,085	162,798	0	204,883	168,990	45.90
Jun-69	0	422,510	0	8,133	0	8,133	142,123	44.80
Jul-69	0	416,844	0	5,125	0	5,125	114,939	42.37
Aug-69	0	410,705	0	3,660	0	3,660	89,097	39.50
Sep-69	0	411,988	0	6,248	0	6,248	66,045	36.40
Oct-69	0	411,286	0	3,915	0	3,915	43,331	33.00
Nov-69	14,163	397,726	14,163	9,815	0	23,978	40,300	28.00
Dec-69	16,712	387,856	16,712	10,124	0	26,836	40,300	28.00
Jan-70	16,358	375,343	16,358	9,417	0	25,775	40,300	28.00
Feb-70	14,900	364,850	14,900	11,650	0	26,551	40,300	28.00
Mar-70	0	387,415	0	83,668	0	83,668	97,549	35.40
Apr-70	0	397,763	0	57,904	0	57,904	130,198	41.18

(1) Month-Yr	(19) Surface Area (acre)	(20) Precip. (in)	(21) Lake Evap. (in)	(22) Intermediate Storage (acre-ft)	(23) Diversion SJRA (acre-ft)	(24) Diversion COH (acre-ft)	(25) EOM Storage (acre-ft)	(26) Lk Houston Outflow (acre-ft)
Jan-65	11,167	1.87	0.64	160,990	7,500	19,500	133,990	25,659
Feb-65	13,262	3.27	0.85	160,990	7,500	19,500	133,990	207,551
Mar-65	13,045	0.81	1.93	160,990	7,500	19,500	133,990	136
Apr-65	12,723	0.95	3.36	149,347	7,500	19,500	122,347	0
May-65	12,886	6.53	5.21	160,990	7,500	19,500	133,990	15,803
Jun-65	13,262	3.08	6.63	160,990	7,500	19,500	133,990	5,871
Jul-65	12,352	1.57	6.66	133,359	7,500	19,500	106,359	0
Aug-65	10,572	2.29	5.73	107,269	7,500	19,500	80,269	0
Sep-65	8,774	3.56	5.46	84,922	7,500	19,500	57,922	0
Oct-65	7,002	3.09	3.32	64,060	7,500	19,500	37,060	0
Nov-65	5,887	4.82	1.66	56,401	7,500	19,500	29,401	0
Dec-65	7,864	6.15	0.86	116,988	7,500	19,500	89,988	0
Jan-66	11,952	4.46	0.64	160,990	7,500	19,500	133,990	12,642
Feb-66	13,262	7.75	0.85	160,990	7,500	19,500	133,990	204,699
Mar-66	13,262	2.20	1.93	160,990	7,500	19,500	133,990	19,471
Apr-66	13,262	7.98	3.36	160,990	7,500	19,500	133,990	159,748
May-66	13,262	11.21	5.21	160,990	7,500	19,500	133,990	236,214
Jun-66	12,606	4.42	6.63	145,822	7,500	19,500	118,822	0
Jul-66	11,420	1.45	6.66	118,536	7,500	19,500	91,536	0
Aug-66	9,699	7.11	5.73	101,325	7,500	19,500	74,325	0
Sep-66	8,712	4.01	5.46	89,609	7,500	19,500	62,610	0
Oct-66	7,744	5.45	3.32	79,092	7,500	19,500	52,092	0
Nov-66	6,504	1.56	1.66	56,513	7,500	19,500	29,513	0
Dec-66	5,090	1.53	0.86	40,584	7,500	19,500	13,584	0
Jan-67	4,176	2.41	0.64	40,916	7,500	19,500	13,916	0
Feb-67	4,176	2.17	0.85	40,759	7,500	19,500	13,759	0
Mar-67	4,176	1.83	1.93	40,265	7,500	19,500	13,265	0
Apr-67	4,176	4.42	3.36	40,669	7,500	19,500	13,669	0
May-67	4,176	2.54	5.21	39,371	7,500	19,500	12,371	0
Jun-67	4,176	0.17	6.63	38,052	7,500	19,500	11,052	0
Jul-67	4,176	7.77	6.66	40,686	7,500	19,500	13,686	0
Aug-67	4,176	1.60	5.73	38,863	7,500	19,500	11,863	0
Sep-67	4,176	4.84	5.46	43,803	7,500	19,500	16,803	0
Oct-67	4,176	3.18	3.32	40,251	7,500	19,500	13,251	0
Nov-67	4,176	0.50	1.66	39,896	7,500	19,500	12,896	0
Dec-67	4,176	5.02	0.86	41,747	7,500	19,500	14,748	0
Jan-68	9,410	8.02	0.64	160,990	7,500	19,500	133,990	23,309
Feb-68	12,534	1.99	0.85	146,802	7,500	19,500	119,802	0
Mar-68	12,421	2.92	1.93	156,678	7,500	19,500	129,678	0
Apr-68	13,122	3.02	3.36	160,990	7,500	19,500	133,990	61,022
May-68	13,262	13.24	5.21	160,990	7,500	19,500	133,990	361,150
Jun-68	13,262	11.18	6.63	160,990	7,500	19,500	133,990	459,291
Jul-68	13,262	6.49	6.66	160,990	7,500	19,500	133,990	13,305
Aug-68	12,407	2.90	5.73	137,869	7,500	19,500	110,869	0
Sep-68	11,589	3.87	5.46	135,339	7,500	19,500	108,339	0
Oct-68	11,906	3.91	3.32	149,750	7,500	19,500	122,750	0
Nov-68	12,901	2.71	1.66	160,990	7,500	19,500	133,990	17,124
Dec-68	13,262	1.19	0.86	160,990	7,500	19,500	133,990	175,643
Jan-69	13,060	2.74	0.64	160,990	7,500	19,500	133,990	4,083
Feb-69	13,262	5.31	0.85	160,990	7,500	19,500	133,990	332,582
Mar-69	13,262	3.18	1.93	160,990	7,500	19,500	133,990	219,138
Apr-69	13,262	3.34	3.36	160,990	7,500	19,500	133,990	116,601
May-69	13,262	4.73	5.21	160,990	7,500	19,500	133,990	177,353
Jun-69	12,442	1.51	6.63	136,814	7,500	19,500	109,815	0
Jul-69	10,842	3.89	6.66	112,437	7,500	19,500	85,437	0
Aug-69	9,022	2.67	5.73	86,797	7,500	19,500	59,797	0
Sep-69	7,162	6.08	5.46	66,415	7,500	19,500	39,416	0
Oct-69	5,527	3.30	3.32	43,321	7,500	19,500	16,322	0
Nov-69	4,176	2.13	1.66	40,463	7,500	19,500	13,464	0
Dec-69	4,176	4.38	0.86	41,525	7,500	19,500	14,525	0
Jan-70	4,176	1.93	0.64	40,749	7,500	19,500	13,749	0
Feb-70	4,176	2.52	0.85	40,881	7,500	19,500	13,881	0
Mar-70	6,648	5.08	1.93	99,294	7,500	19,500	72,294	0
Apr-70	10,079	2.21	3.36	129,232	7,500	19,500	102,233	0

(1) Month-Yr	(2) Inflow C4' (acre-ft)	(3) Maximum Storage (acre-ft)	(4) Water Surface Elev.	(5) Surface Area (acre)	(6) Precip. (in)	(7) Lake Evap. (in)	(8) Intermediate Water (acre-ft)	(9) Diversions (Gulf St) (acre-ft)
May-70	3,352	401,116	199.48	19,919	13.53	5.47	414,488	467
Jun-70	2,002	416,023	200.26	20,460	0.24	6.96	404,570	467
Jul-70	441	404,544	199.73	20,090	2.14	6.99	396,425	467
Aug-70	337	396,296	199.32	19,809	1.91	6.02	389,514	467
Sep-70	694	389,741	198.98	19,577	5.85	5.73	389,927	467
Oct-70	3,952	393,412	199.08	19,645	8.54	3.49	401,694	467
Nov-70	768	401,994	199.59	19,994	1.45	1.74	401,502	467
Dec-70	702	401,738	199.58	19,987	0.60	0.90	401,236	467
Jan-71	599	401,368	199.56	19,974	0.34	0.67	400,812	467
Feb-71	623	400,969	199.54	19,960	1.98	0.89	402,783	467
Mar-71	620	396,131	199.30	19,796	1.14	2.03	394,664	467
Apr-71	1,959	373,380	198.10	18,996	2.01	3.53	370,980	467
May-71	7,786	356,104	197.01	18,296	3.21	5.47	352,650	467
Jun-71	1,862	352,179	196.96	18,264	2.27	6.96	345,046	467
Jul-71	340	320,614	195.20	17,136	1.33	6.99	312,534	467
Aug-71	486	286,664	193.00	15,820	6.53	6.02	287,345	467
Sep-71	576	270,419	192.00	15,255	4.86	5.73	269,309	467
Oct-71	577	251,028	190.00	14,165	3.28	3.49	250,786	467
Nov-71	306	230,206	189.00	13,660	1.71	1.74	230,169	467
Dec-71	4,584	209,978	187.00	12,685	6.89	0.90	216,307	467
Jan-72	4,996	220,836	188.00	13,165	3.10	0.67	223,502	467
Feb-72	4,338	227,373	189.00	13,660	1.13	0.89	227,641	467
Mar-72	4,114	231,289	189.00	13,660	8.01	2.03	238,098	467
Apr-72	4,779	242,410	190.00	14,165	2.68	3.53	241,408	467
May-72	32,397	273,339	191.00	14,700	6.57	5.47	274,687	467
Jun-72	2,730	276,950	192.00	15,255	2.84	6.96	271,709	467
Jul-72	629	271,871	192.00	15,255	2.59	6.99	266,280	467
Aug-72	514	266,326	191.00	14,700	3.67	6.02	263,447	467
Sep-72	535	263,516	191.00	14,700	5.86	5.73	263,667	467
Oct-72	748	263,947	191.00	14,700	3.14	3.49	263,523	467
Nov-72	7,851	270,908	191.00	14,700	6.10	1.74	276,246	467
Dec-72	8,200	283,980	192.00	15,255	2.07	0.90	285,461	467
Jan-73	40,578	325,572	194.30	16,590	3.36	0.67	329,288	467
Feb-73	21,737	350,558	196.32	17,848	3.55	0.89	354,511	467
Mar-73	74,096	428,140	199.06	19,631	6.07	2.03	434,755	467
Apr-73	80,721	465,260	201.81	21,572	6.11	3.53	440,260	467
May-73	27,931	458,191	201.65	21,456	2.72	5.47	440,260	467
Jun-73	81,133	465,260	201.81	21,572	12.94	6.96	440,260	467
Jul-73	3,716	433,976	201.08	21,043	4.52	6.99	429,639	467
Aug-73	3,482	432,654	201.03	21,007	7.94	6.02	436,021	467
Sep-73	14,380	444,640	201.33	21,224	7.01	5.73	440,260	467
Oct-73	65,569	465,260	201.81	21,572	9.40	3.49	440,260	467
Nov-73	1,120	431,380	201.02	21,000	2.50	1.74	432,705	467
Dec-73	7,824	438,084	201.18	21,116	3.89	0.90	440,260	467
Jan-74	32,491	462,751	201.76	21,536	7.32	0.67	440,260	467
Feb-74	15,704	445,964	201.36	21,246	1.20	0.89	440,260	467
Mar-74	7,003	437,263	201.16	21,101	1.86	2.03	436,970	467
Apr-74	10,784	441,044	201.25	21,166	0.56	3.53	435,808	467
May-74	3,262	433,522	201.07	21,036	7.03	5.47	436,256	467
Jun-74	1,766	432,026	201.04	21,014	2.68	6.96	424,528	467
Jul-74	641	424,703	200.71	20,779	3.72	6.99	419,035	467
Aug-74	2,854	421,422	200.50	20,630	7.40	6.02	423,801	467
Sep-74	19,638	442,972	201.13	21,079	6.19	5.73	440,260	467
Oct-74	11,226	441,486	201.26	21,174	5.33	3.49	440,260	467
Nov-74	55,516	465,260	201.81	21,572	8.82	1.74	440,260	467
Dec-74	14,325	444,585	201.33	21,224	3.17	0.90	440,260	467
Jan-75	25,827	456,087	201.60	21,420	2.56	0.67	440,260	467
Feb-75	36,818	465,260	201.81	21,572	1.92	0.89	440,260	467
Mar-75	9,813	440,073	201.22	21,145	3.06	2.03	440,260	467
Apr-75	37,403	465,260	201.81	21,572	7.82	3.53	440,260	467
May-75	64,627	465,260	201.81	21,572	7.22	5.47	440,260	467
Jun-75	20,523	450,783	201.48	21,333	6.74	6.96	440,260	467
Jul-75	3,192	433,452	201.07	21,036	4.16	6.99	428,486	467
Aug-75	5,305	433,325	201.01	20,992	5.87	6.02	433,068	467

(1) Month-Yr	(10) D.S. Calls (acre-ft)	(11) EOM Storage (acre-ft)	(12) Total Outflow (acre-ft)	(13) Lk Houston Gain (acre-ft)	(14) Luce Bayou Transbasin (acre-ft)	(15) Total Inflow Lk Houston (acre-ft)	(17) Maximum Storage (acre-ft)	(18) Water Surface Elev.
May-70	0	414,021	0	40,010	0	40,010	142,243	43.36
Jun-70	0	404,104	0	13,969	0	13,969	137,998	44.21
Jul-70	0	395,958	0	4,839	0	4,839	109,443	41.81
Aug-70	0	389,047	0	3,015	0	3,015	81,632	38.70
Sep-70	0	389,460	0	8,557	0	8,557	60,559	35.40
Oct-70	0	401,227	0	78,536	0	78,536	112,516	37.80
Nov-70	0	401,036	0	11,715	0	11,715	101,071	40.50
Dec-70	0	400,769	0	4,788	0	4,788	78,762	38.20
Jan-71	0	400,346	0	4,174	0	4,174	55,786	35.00
Feb-71	6,806	395,511	6,806	4,858	0	11,664	40,300	31.50
Mar-71	22,776	371,422	22,776	3,690	0	26,465	40,300	28.00
Apr-71	22,195	348,318	22,195	5,055	0	27,250	40,300	28.00
May-71	1,866	350,317	1,866	25,558	0	27,424	40,300	28.00
Jun-71	24,306	320,274	24,306	3,320	0	27,626	40,300	28.00
Jul-71	25,890	286,178	25,890	2,575	0	28,465	40,300	28.00
Aug-71	17,035	269,843	17,035	11,788	0	28,823	40,300	28.00
Sep-71	18,392	250,451	18,392	8,183	0	26,575	40,300	28.00
Oct-71	20,419	229,900	20,419	6,682	0	27,101	40,300	28.00
Nov-71	24,309	205,393	24,309	2,631	0	26,941	40,300	28.00
Dec-71	0	215,840	0	46,417	0	46,417	59,773	32.00
Jan-72	0	223,035	0	23,135	0	23,135	58,704	34.00
Feb-72	0	227,175	0	21,063	0	21,063	54,092	33.00
Mar-72	0	237,632	0	26,785	0	26,785	54,039	32.50
Apr-72	0	240,941	0	25,817	0	25,817	55,781	33.00
May-72	0	274,220	0	299,810	0	299,810	168,990	40.90
Jun-72	0	271,242	0	26,197	0	26,197	160,187	45.53
Jul-72	0	265,813	0	6,489	0	6,489	135,773	44.36
Aug-72	0	262,980	0	5,041	0	5,041	109,867	41.84
Sep-72	0	263,200	0	5,755	0	5,755	87,021	39.20
Oct-72	0	263,056	0	12,711	0	12,711	73,299	37.00
Nov-72	0	275,779	0	76,447	0	76,447	122,759	39.20
Dec-72	0	284,994	0	28,916	0	28,916	128,231	42.51
Jan-73	0	328,821	0	141,985	0	141,985	168,990	44.62
Feb-73	0	354,044	0	174,939	0	174,939	168,990	45.90
Mar-73	0	430,260	4,028	261,273	0	265,301	168,990	45.90
Apr-73	0	430,260	84,896	437,077	0	521,973	168,990	45.90
May-73	0	430,260	22,546	87,442	0	109,988	168,990	45.90
Jun-73	0	430,260	91,414	528,870	0	620,285	168,990	45.90
Jul-73	0	429,172	0	31,777	0	31,777	165,767	45.77
Aug-73	0	430,260	5,295	29,369	0	34,664	168,654	45.89
Sep-73	0	430,260	16,172	147,335	0	163,507	168,990	45.90
Oct-73	0	430,260	75,734	400,859	0	476,593	168,990	45.90
Nov-73	0	430,260	1,978	127,608	0	129,586	168,990	45.90
Dec-73	0	430,260	12,613	160,564	0	173,177	168,990	45.90
Jan-74	0	430,260	43,956	487,780	0	531,736	168,990	45.90
Feb-74	0	430,260	15,782	67,374	0	83,156	168,990	45.90
Mar-74	0	430,260	6,243	45,979	0	52,223	168,990	45.90
Apr-74	0	430,260	5,082	22,032	0	27,114	161,104	45.57
May-74	0	430,260	5,529	35,454	0	40,982	168,990	45.83
Jun-74	0	424,062	0	9,518	0	9,518	143,508	44.85
Jul-74	0	418,569	0	8,467	0	8,467	118,695	42.58
Aug-74	0	423,334	0	21,455	0	21,455	108,658	40.81
Sep-74	0	430,260	13,048	279,234	0	292,283	168,990	43.71
Oct-74	0	430,260	14,013	54,499	0	68,513	168,990	45.90
Nov-74	0	430,260	67,771	325,086	0	392,857	168,990	45.90
Dec-74	0	430,260	17,868	149,105	0	166,973	168,990	45.90
Jan-75	0	430,260	28,730	105,048	0	133,778	168,990	45.90
Feb-75	0	430,260	38,198	162,968	0	201,166	168,990	45.90
Mar-75	0	430,260	11,168	56,605	0	67,772	168,990	45.90
Apr-75	0	430,260	44,652	317,415	0	362,067	168,990	45.90
May-75	0	430,260	67,305	177,966	0	245,271	168,990	45.90
Jun-75	0	430,260	19,663	99,086	0	118,749	168,990	45.90
Jul-75	0	428,019	0	57,134	0	57,134	168,990	45.90
Aug-75	0	430,260	2,342	29,546	0	31,888	165,878	45.77

(1) Month-Yr	(19) Surface Area (acre)	(20) Precip. (in)	(21) Lake Evap. (in)	(22) Intermediate Storage (acre-ft)	(23) Diversion SJRA (acre-ft)	(24) Diversion COH (acre-ft)	(25) EOM Storage (acre-ft)	(26) Lk Houston Outflow (acre-ft)
May-70	11,485	14.39	5.21	151,029	7,500	19,500	124,029	0
Jun-70	12,045	0.26	6.63	131,604	7,500	19,500	104,604	0
Jul-70	10,482	2.28	6.66	105,617	7,500	19,500	78,617	0
Aug-70	8,529	2.03	5.73	79,003	7,500	19,500	52,003	0
Sep-70	6,648	6.22	5.46	60,980	7,500	19,500	33,981	0
Oct-70	7,984	9.09	3.32	116,355	7,500	19,500	89,356	0
Nov-70	9,649	1.54	1.66	100,974	7,500	19,500	73,974	0
Dec-70	8,224	0.64	0.86	78,611	7,500	19,500	51,612	0
Jan-71	6,456	0.36	0.64	55,635	7,500	19,500	28,636	0
Feb-71	5,090	2.11	0.85	40,834	7,500	19,500	13,834	0
Mar-71	4,176	1.21	1.93	40,049	7,500	19,500	13,049	0
Apr-71	4,176	2.14	3.36	39,875	7,500	19,500	12,875	0
May-71	4,176	3.41	5.21	39,673	7,500	19,500	12,674	0
Jun-71	4,176	2.42	6.63	38,835	7,500	19,500	11,835	0
Jul-71	4,176	1.42	6.66	38,476	7,500	19,500	11,476	0
Aug-71	4,176	6.95	5.73	40,724	7,500	19,500	13,725	0
Sep-71	4,176	5.17	5.46	40,199	7,500	19,500	13,199	0
Oct-71	4,176	3.49	3.32	40,359	7,500	19,500	13,359	0
Nov-71	4,176	1.82	1.66	40,355	7,500	19,500	13,356	0
Dec-71	5,184	7.33	0.86	62,568	7,500	19,500	35,568	0
Jan-72	5,980	3.30	0.64	60,029	7,500	19,500	33,029	0
Feb-72	5,527	1.20	0.85	54,253	7,500	19,500	27,254	0
Mar-72	5,328	8.52	1.93	56,964	7,500	19,500	29,965	0
Apr-72	5,527	2.85	3.36	55,547	7,500	19,500	28,547	0
May-72	9,901	6.99	5.21	160,990	7,500	19,500	133,990	168,835
Jun-72	12,977	3.02	6.63	156,283	7,500	19,500	129,284	0
Jul-72	12,144	2.76	6.66	131,826	7,500	19,500	104,826	0
Aug-72	10,502	3.90	5.73	108,265	7,500	19,500	81,265	0
Sep-72	8,836	6.23	5.46	87,588	7,500	19,500	60,588	0
Oct-72	7,508	3.34	3.32	73,312	7,500	19,500	46,312	0
Nov-72	8,836	6.49	1.66	126,315	7,500	19,500	99,315	0
Dec-72	10,933	2.20	0.86	129,452	7,500	19,500	102,452	0
Jan-73	12,318	5.00	0.64	160,990	7,500	19,500	133,990	87,922
Feb-73	13,262	3.40	0.85	160,990	7,500	19,500	133,990	150,758
Mar-73	13,262	3.68	1.93	160,990	7,500	19,500	133,990	240,236
Apr-73	13,262	7.15	3.36	160,990	7,500	19,500	133,990	499,161
May-73	13,262	4.22	5.21	160,990	7,500	19,500	133,990	81,895
Jun-73	13,262	13.46	6.63	160,990	7,500	19,500	133,990	600,833
Jul-73	13,161	6.77	6.66	160,990	7,500	19,500	133,990	4,898
Aug-73	13,254	3.73	5.73	160,990	7,500	19,500	133,990	5,455
Sep-73	13,262	9.38	5.46	160,990	7,500	19,500	133,990	140,839
Oct-73	13,262	9.31	3.32	160,990	7,500	19,500	133,990	456,213
Nov-73	13,262	1.59	1.66	160,990	7,500	19,500	133,990	102,509
Dec-73	13,262	2.47	0.86	160,990	7,500	19,500	133,990	147,956
Jan-74	13,262	7.68	0.64	160,990	7,500	19,500	133,990	512,516
Feb-74	13,262	0.55	0.85	160,990	7,500	19,500	133,990	55,825
Mar-74	13,262	4.20	1.93	160,990	7,500	19,500	133,990	27,732
Apr-74	13,007	1.68	3.36	159,283	7,500	19,500	132,283	0
May-74	13,207	5.61	5.21	160,990	7,500	19,500	133,990	12,716
Jun-74	12,477	0.59	6.63	137,228	7,500	19,500	110,228	0
Jul-74	10,978	1.75	6.66	114,204	7,500	19,500	87,204	0
Aug-74	9,844	6.94	5.73	109,651	7,500	19,500	82,651	0
Sep-74	11,715	4.51	5.46	160,990	7,500	19,500	133,990	213,017
Oct-74	13,262	4.53	3.32	160,990	7,500	19,500	133,990	42,850
Nov-74	13,262	7.90	1.66	160,990	7,500	19,500	133,990	372,754
Dec-74	13,262	3.35	0.86	160,990	7,500	19,500	133,990	142,725
Jan-75	13,262	1.97	0.64	160,990	7,500	19,500	133,990	108,248
Feb-75	13,262	2.63	0.85	160,990	7,500	19,500	133,990	176,133
Mar-75	13,262	3.19	1.93	160,990	7,500	19,500	133,990	42,165
Apr-75	13,262	4.80	3.36	160,990	7,500	19,500	133,990	336,659
May-75	13,262	7.57	5.21	160,990	7,500	19,500	133,990	220,879
Jun-75	13,262	7.50	6.63	160,990	7,500	19,500	133,990	92,711
Jul-75	13,262	5.48	6.66	160,990	7,500	19,500	133,990	28,830
Aug-75	13,161	5.72	5.73	160,990	7,500	19,500	133,990	4,877

(1) Month-Yr	(2) Inflow C4' (acre-ft)	(3) Maximum Storage (acre-ft)	(4) Water Surface Elev.	(5) Surface Area (acre)	(6) Precip. (in)	(7) Lake Evap. (in)	(8) Intermediate Water (acre-ft)	(9) Diversions (Gulf St) (acre-ft)
Sep-75	2,085	432,345	201.04	21,014	4.74	5.73	430,606	467
Oct-75	6,619	436,759	201.14	21,087	4.64	3.49	438,787	467
Nov-75	3,221	433,481	201.07	21,036	2.15	1.74	434,194	467
Dec-75	4,914	435,174	201.11	21,065	5.03	0.90	440,260	467
Jan-76	7,691	437,951	201.18	21,116	0.65	0.67	437,913	467
Feb-76	7,002	437,262	201.16	21,101	0.97	0.89	437,398	467
Mar-76	5,235	435,495	201.12	21,072	2.16	2.03	435,729	467
Apr-76	9,270	439,530	201.21	21,137	3.66	3.53	439,762	467
May-76	32,563	462,823	201.76	21,536	2.38	5.47	440,260	467
Jun-76	37,638	465,260	201.81	21,572	6.43	6.96	440,260	467
Jul-76	6,770	437,030	201.15	21,094	3.21	6.99	430,380	467
Aug-76	1,829	431,743	201.02	21,000	2.32	6.02	425,274	467
Sep-76	7,560	432,367	200.91	20,921	10.26	5.73	440,259	467
Oct-76	9,884	440,144	201.23	21,152	4.73	3.49	440,260	467
Nov-76	7,377	437,637	201.17	21,108	2.23	1.74	438,494	467
Dec-76	55,252	465,260	201.81	21,572	5.32	0.90	440,260	467
Jan-77	19,395	449,655	201.45	21,311	3.07	0.67	440,260	467
Feb-77	43,660	465,260	201.81	21,572	2.43	0.89	440,260	467
Mar-77	12,888	443,148	201.30	21,203	2.77	2.03	440,260	467
Apr-77	50,283	465,260	201.81	21,572	5.97	3.53	440,260	467
May-77	3,845	434,105	201.08	21,043	1.33	5.47	426,844	467
Jun-77	2,509	428,887	200.87	20,893	3.44	6.96	422,755	467
Jul-77	723	423,011	200.63	20,722	1.91	6.99	414,234	467
Aug-77	2,047	415,814	200.25	20,453	0.80	6.02	406,923	467
Sep-77	801	407,258	199.86	20,179	3.38	5.73	403,301	467
Oct-77	768	403,602	199.67	20,049	0.99	3.49	399,432	467
Nov-77	1,036	400,002	199.49	19,926	3.41	1.74	402,770	467
Dec-77	9,224	411,527	199.86	20,179	2.44	0.90	414,112	467
Jan-78	26,396	440,041	200.83	20,864	6.32	0.67	440,260	467
Feb-78	43,943	465,260	201.81	21,572	3.41	0.89	440,260	467
Mar-78	4,322	434,582	201.10	21,058	0.72	2.03	432,289	467
Apr-78	2,896	433,156	201.06	21,029	0.50	3.53	427,850	467
May-78	2,371	429,754	200.91	20,921	1.17	5.47	422,256	467
Jun-78	7,568	429,358	200.77	20,822	5.44	6.96	426,718	467
Jul-78	596	426,847	200.81	20,850	1.19	6.99	416,764	467
Aug-78	510	416,807	200.33	20,509	0.73	6.02	407,772	467
Sep-78	1,466	408,771	199.91	20,213	5.11	5.73	407,721	467
Oct-78	741	407,995	199.89	20,200	0.88	3.49	403,609	467
Nov-78	1,481	404,623	199.71	20,076	6.71	1.74	412,933	467
Dec-78	11,909	424,375	200.42	20,573	6.10	0.90	433,285	467
Jan-79	49,999	465,260	201.81	21,572	8.10	0.67	440,260	467
Feb-79	57,636	465,260	201.81	21,572	3.18	0.89	440,260	467
Mar-79	29,049	459,309	201.68	21,478	3.00	2.03	440,260	467
Apr-79	94,867	465,260	201.81	21,572	13.53	3.53	440,260	467
May-79	74,160	465,260	201.81	21,572	6.47	5.47	440,260	467
Jun-79	49,403	465,260	201.81	21,572	3.91	6.96	440,260	467
Jul-79	11,573	441,833	201.27	21,181	8.07	6.99	440,260	467
Aug-79	4,086	434,346	201.09	21,050	2.67	6.02	428,476	467
Sep-79	53,716	465,260	201.76	21,536	7.01	5.73	440,260	467
Oct-79	2,377	432,637	201.05	21,021	2.57	3.49	431,032	467
Nov-79	3,991	434,251	201.09	21,050	3.11	1.74	436,649	467
Dec-79	12,570	442,830	201.29	21,195	3.33	0.90	440,260	467
Jan-80	8,781	439,041	201.20	21,130	1.79	0.67	440,260	467
Feb-80	20,579	450,839	201.48	21,333	2.06	0.89	440,260	467
Mar-80	22,399	452,659	201.52	21,362	3.94	2.03	440,260	467
Apr-80	4,553	434,813	201.10	21,058	1.34	3.53	430,974	467
May-80	29,312	459,572	201.68	21,478	6.75	5.47	440,260	467
Jun-80	1,534	431,794	201.03	21,007	0.08	6.96	419,747	467
Jul-80	2,098	421,379	200.51	20,637	1.02	6.99	411,107	467
Aug-80	1,849	412,489	200.09	20,339	2.82	6.02	407,071	467
Sep-80	1,004	407,608	199.87	20,186	4.34	5.73	405,265	467
Oct-80	4,525	409,323	199.87	20,186	2.60	3.49	407,833	467
Nov-80	504	407,870	199.89	20,200	2.50	1.74	409,144	467
Dec-80	1,214	409,892	199.98	20,261	0.84	0.90	409,786	467

(1) Month-Yr	(10) D.S. Calls (acre-ft)	(11) EOM Storage (acre-ft)	(12) Total Outflow (acre-ft)	(13) Lk Houston Gain (acre-ft)	(14) Luce Bayou Transbasin (acre-ft)	(15) Total Inflow Lk Houston (acre-ft)	(17) Maximum Storage (acre-ft)	(18) Water Surface Elev.
Sep-75	0	430,139	0	12,477	0	12,477	146,467	44.96
Oct-75	0	430,260	8,060	46,766	0	54,826	168,990	45.09
Nov-75	0	430,260	3,468	21,903	0	25,371	159,361	45.50
Dec-75	0	430,260	11,692	55,404	0	67,097	168,990	45.85
Jan-76	0	430,260	7,186	26,800	0	33,986	167,976	45.86
Feb-76	0	430,260	6,671	23,788	0	30,459	164,449	45.71
Mar-76	0	430,260	5,003	22,528	0	27,530	161,520	45.59
Apr-76	0	430,260	9,036	33,263	0	42,299	168,990	45.90
May-76	0	430,260	26,550	77,154	0	103,704	168,990	45.90
Jun-76	0	430,260	36,216	148,365	0	184,581	168,990	45.90
Jul-76	0	429,913	0	44,728	0	44,728	168,990	45.90
Aug-76	0	424,807	0	6,104	0	6,104	140,094	44.72
Sep-76	0	430,260	9,533	56,818	0	66,350	168,990	44.86
Oct-76	0	430,260	11,610	72,350	0	83,960	168,990	45.90
Nov-76	0	430,260	7,767	60,533	0	68,301	168,990	45.90
Dec-76	0	430,260	62,725	323,419	0	386,144	168,990	45.90
Jan-77	0	430,260	23,187	106,973	0	130,160	168,990	45.90
Feb-77	0	430,260	45,957	179,853	0	225,810	168,990	45.90
Mar-77	0	430,260	13,735	39,325	0	53,060	168,990	45.90
Apr-77	0	430,260	54,206	318,122	0	372,329	168,990	45.90
May-77	0	426,377	0	31,517	0	31,517	165,507	45.75
Jun-77	0	422,289	0	28,244	0	28,244	161,909	45.59
Jul-77	0	413,767	0	7,662	0	7,662	139,228	44.60
Aug-77	0	406,456	0	6,465	0	6,465	114,623	42.27
Sep-77	0	402,834	0	14,247	0	14,247	100,721	40.32
Oct-77	0	398,966	0	5,702	0	5,702	78,199	38.10
Nov-77	0	402,303	0	11,851	0	11,851	61,349	35.30
Dec-77	0	413,645	0	24,924	0	24,924	61,204	34.30
Jan-78	0	430,260	19,135	130,796	0	149,931	168,990	41.27
Feb-78	0	430,260	48,002	172,053	0	220,055	168,990	45.90
Mar-78	0	430,260	1,563	23,894	0	25,456	159,446	45.50
Apr-78	0	427,383	0	11,776	0	11,776	143,974	44.80
May-78	0	421,790	0	8,697	0	8,697	122,779	42.99
Jun-78	0	426,251	0	172,815	0	172,815	168,990	44.30
Jul-78	0	416,297	0	10,162	0	10,162	144,152	44.87
Aug-78	0	407,305	0	6,698	0	6,698	119,364	42.74
Sep-78	0	407,255	0	31,440	0	31,440	121,892	41.71
Oct-78	0	403,142	0	5,346	0	5,346	99,206	40.65
Nov-78	0	412,466	0	55,400	0	55,400	124,951	40.73
Dec-78	0	430,260	2,558	64,263	0	66,821	168,306	44.56
Jan-79	0	430,260	62,885	439,659	0	502,544	168,990	45.90
Feb-79	0	430,260	61,282	281,747	0	343,029	168,990	45.90
Mar-79	0	430,260	30,325	116,741	0	147,066	168,990	45.90
Apr-79	0	430,260	112,380	607,405	0	719,785	168,990	45.90
May-79	0	430,260	75,490	229,274	0	304,764	168,990	45.90
Jun-79	0	430,260	43,451	306,626	0	350,077	168,990	45.90
Jul-79	0	430,260	13,008	86,971	0	99,978	168,990	45.90
Aug-79	0	428,009	0	21,928	0	21,928	155,918	45.35
Sep-79	0	430,260	53,291	349,177	0	402,468	168,990	45.64
Oct-79	0	430,260	306	19,714	0	20,020	154,010	45.27
Nov-79	0	430,260	5,923	86,943	0	92,866	168,990	45.59
Dec-79	0	430,260	16,390	90,610	0	107,000	168,990	45.90
Jan-80	0	430,260	10,283	119,321	0	129,604	168,990	45.90
Feb-80	0	430,260	22,188	144,158	0	166,346	168,990	45.90
Mar-80	0	430,260	25,339	80,024	0	105,363	168,990	45.90
Apr-80	0	430,260	247	34,394	0	34,641	168,631	45.89
May-80	0	430,260	31,135	145,667	0	176,802	168,990	45.90
Jun-80	0	419,281	0	14,408	0	14,408	148,398	45.04
Jul-80	0	410,640	0	8,341	0	8,341	123,738	43.10
Aug-80	0	406,604	0	6,207	0	6,207	98,145	40.48
Sep-80	0	404,798	0	16,893	0	16,893	84,562	38.20
Oct-80	0	407,366	0	54,267	0	54,267	112,199	39.30
Nov-80	0	408,678	0	11,361	0	11,361	97,087	40.07
Dec-80	0	409,319	0	13,526	0	13,526	83,973	38.30

(1) Month-Yr	(2) Inflow C4' (acre-ft)	(3) Maximum Storage (acre-ft)	(4) Water Surface Elev.	(5) Surface Area (acre)	(6) Precip. (in)	(7) Lake Evap. (in)	(8) Intermediate Water (acre-ft)	(9) Diversions (Gulf St) (acre-ft)
Jan-81	1,646	410,966	200.02	20,289	2.36	0.67	413,820	467
Feb-81	2,954	416,307	200.25	20,453	1.93	0.89	418,075	467
Mar-81	1,694	419,302	200.42	20,573	1.95	2.03	419,171	467
Apr-81	2,047	420,752	200.48	20,616	4.15	3.53	421,820	467
May-81	17,667	439,021	200.99	20,978	8.32	5.47	440,260	467
Jun-81	31,160	461,420	201.72	21,507	12.13	6.96	440,260	467
Jul-81	9,912	440,172	201.23	21,152	3.98	6.99	434,862	467
Aug-81	2,769	433,029	201.06	21,029	1.84	6.02	425,710	467
Sep-81	9,738	434,982	200.99	20,978	6.59	5.73	436,480	467
Oct-81	13,645	443,905	201.31	21,210	6.30	3.49	440,260	467
Nov-81	26,155	456,415	201.61	21,427	4.99	1.74	440,260	467
Dec-81	4,233	434,493	201.09	21,050	1.31	0.90	435,207	467
Jan-82	2,735	432,995	201.06	21,029	2.04	0.67	435,392	467
Feb-82	2,972	433,232	201.06	21,029	1.39	0.89	434,104	467
Mar-82	11,136	441,396	201.26	21,174	3.61	2.03	440,260	467
Apr-82	49,403	465,260	201.81	21,572	6.10	3.53	440,260	467
May-82	44,815	465,260	201.81	21,572	6.16	5.47	440,260	467
Jun-82	717	430,977	201.01	20,992	3.23	6.96	424,449	467
Jul-82	736	424,718	200.71	20,779	0.54	6.99	413,544	467
Aug-82	685	413,762	200.18	20,403	1.69	6.02	406,406	467
Sep-82	2,193	408,133	199.86	20,179	2.03	5.73	401,906	467
Oct-82	789	402,228	199.60	20,001	6.33	3.49	406,969	467
Nov-82	17,505	424,007	200.27	20,467	7.46	1.74	433,758	467
Dec-82	21,613	451,873	201.50	21,348	3.65	0.90	440,260	467
Jan-83	17,393	447,653	201.40	21,275	1.97	0.67	440,260	467
Feb-83	46,420	465,260	201.81	21,572	4.36	0.89	440,260	467
Mar-83	38,460	465,260	201.81	21,572	4.57	2.03	440,260	467
Apr-83	3,442	433,702	201.08	21,043	0.35	3.53	428,129	467
May-83	109,141	465,260	201.75	21,529	11.23	5.47	440,260	467
Jun-83	3,759	434,019	201.08	21,043	2.47	6.96	426,143	467
Jul-83	3,735	429,411	200.86	20,886	6.39	6.99	428,362	467
Aug-83	7,634	435,529	201.06	21,029	6.90	6.02	437,077	467
Sep-83	1,838	432,098	201.04	21,014	5.30	5.73	431,339	467
Oct-83	1,888	432,148	201.04	21,014	0.55	3.49	427,007	467
Nov-83	3,047	429,587	200.89	20,907	5.60	1.74	436,307	467
Dec-83	14,656	444,916	201.34	21,232	3.27	0.90	440,260	467
Jan-84	4,349	434,609	201.10	21,058	2.42	0.67	437,676	467
Feb-84	19,676	449,936	201.46	21,319	2.71	0.89	440,260	467
Mar-84	46,158	465,260	201.81	21,572	4.56	2.03	440,260	467
Apr-84	3,775	434,035	201.08	21,043	0.28	3.53	428,339	467
May-84	8,468	436,341	201.08	21,043	8.39	5.47	440,260	467
Jun-84	10,651	440,911	201.24	21,159	3.04	6.96	433,997	467
Jul-84	2,486	432,746	201.05	21,021	2.77	6.99	425,348	467
Aug-84	1,826	426,708	200.78	20,829	4.25	6.02	423,642	467
Sep-84	644	423,819	200.67	20,751	1.53	5.73	416,551	467
Oct-84	51,281	465,260	201.48	21,333	10.53	3.49	440,260	467
Nov-84	15,150	445,410	201.35	21,239	2.68	1.74	440,260	467
Dec-84	19,970	450,230	201.46	21,319	2.75	0.90	440,260	467
Jan-85	21,303	451,563	201.49	21,340	3.52	0.67	440,260	467
Feb-85	51,190	465,260	201.81	21,572	4.38	0.89	440,260	467
Mar-85	36,930	465,260	201.81	21,572	3.35	2.03	440,260	467
Apr-85	4,817	435,077	201.11	21,065	1.85	3.53	432,132	467
May-85	2,154	432,414	201.05	21,021	1.26	5.47	425,038	467
Jun-85	1,719	426,291	200.76	20,815	4.26	6.96	421,605	467
Jul-85	782	421,921	200.57	20,680	3.23	6.99	415,436	467
Aug-85	1,955	416,924	200.30	20,488	2.00	6.02	410,066	467
Sep-85	2,445	412,045	200.05	20,311	3.88	5.73	408,908	467
Oct-85	2,964	411,405	200.01	20,282	4.56	3.49	413,221	467
Nov-85	43,698	456,451	201.20	21,130	12.69	1.74	440,260	467
Dec-85	19,639	449,899	201.45	21,311	1.95	0.90	440,260	467
Jan-86	563	430,823	201.01	20,992	0.70	0.67	430,872	467
Feb-86	7,659	437,919	201.17	21,108	1.79	0.89	439,498	467
Mar-86	1,230	431,490	201.02	21,000	0.62	2.03	429,029	467
Apr-86	4,043	432,606	201.01	20,992	2.73	3.53	431,210	467

(1) Month-Yr	(10) D.S. Calls (acre-ft)	(11) EOM Storage (acre-ft)	(12) Total Outflow (acre-ft)	(13) Lk Houston Gain (acre-ft)	(14) Luce Bayou Transbasin (acre-ft)	(15) Total Inflow Lk Houston (acre-ft)	(17) Maximum Storage (acre-ft)	(18) Water Surface Elev.
Jan-81	0	413,353	0	20,805	0	20,805	78,047	37.10
Feb-81	0	417,609	0	16,745	0	16,745	68,851	36.10
Mar-81	0	418,705	0	15,164	0	15,164	57,808	34.50
Apr-81	0	421,354	0	25,080	0	25,080	55,790	33.00
May-81	0	430,260	13,275	115,546	0	128,822	157,303	40.24
Jun-81	0	430,260	39,956	244,003	0	283,959	168,990	45.86
Jul-81	0	430,260	4,135	91,294	0	95,429	168,990	45.90
Aug-81	0	425,243	0	20,394	0	20,394	154,384	45.29
Sep-81	0	430,260	5,753	139,306	0	145,059	168,990	45.68
Oct-81	0	430,260	18,152	56,448	0	74,600	168,990	45.90
Nov-81	0	430,260	31,487	113,670	0	145,157	168,990	45.90
Dec-81	0	430,260	4,480	34,803	0	39,284	168,990	45.90
Jan-82	0	430,260	4,666	23,719	0	28,384	162,374	45.62
Feb-82	0	430,260	3,377	24,252	0	27,629	161,619	45.59
Mar-82	0	430,260	13,463	43,104	0	56,567	168,990	45.90
Apr-82	0	430,260	53,560	181,895	0	235,455	168,990	45.90
May-82	0	430,260	45,588	303,442	0	349,030	168,990	45.90
Jun-82	0	423,982	0	19,370	0	19,370	153,360	45.25
Jul-82	0	413,078	0	14,591	0	14,591	135,068	43.91
Aug-82	0	405,939	0	11,117	0	11,117	116,875	42.26
Sep-82	0	401,439	0	8,302	0	8,302	94,740	39.90
Oct-82	0	406,502	0	19,582	0	19,582	83,861	37.90
Nov-82	0	430,260	3,031	138,044	0	141,075	168,990	42.54
Dec-82	0	430,260	26,033	117,621	0	143,654	168,990	45.90
Jan-83	0	430,260	19,227	84,298	0	103,525	168,990	45.90
Feb-83	0	430,260	52,186	222,940	0	275,126	168,990	45.90
Mar-83	0	430,260	42,566	182,007	0	224,573	168,990	45.90
Apr-83	0	427,663	0	25,354	0	25,354	159,344	45.50
May-83	0	430,260	116,410	500,572	0	616,982	168,990	45.70
Jun-83	0	425,676	0	50,054	0	50,054	168,990	45.90
Jul-83	0	427,895	0	59,567	0	59,567	168,990	45.90
Aug-83	0	430,260	6,350	175,146	0	181,497	168,990	45.90
Sep-83	0	430,260	613	58,504	0	59,116	168,990	45.90
Oct-83	0	426,540	0	14,652	0	14,652	148,642	45.05
Nov-83	0	430,260	5,580	23,887	0	29,467	149,258	44.53
Dec-83	0	430,260	18,377	119,721	0	138,099	168,990	45.47
Jan-84	0	430,260	6,950	42,571	0	49,521	168,990	45.90
Feb-84	0	430,260	22,439	92,443	0	114,882	168,990	45.90
Mar-84	0	430,260	50,246	129,337	0	179,582	168,990	45.90
Apr-84	0	427,873	0	23,423	0	23,423	157,413	45.42
May-84	0	430,260	10,733	42,076	0	52,809	168,990	45.62
Jun-84	0	430,260	3,270	26,449	0	29,719	163,709	45.68
Jul-84	0	424,881	0	21,117	0	21,117	152,765	45.12
Aug-84	0	423,175	0	11,206	0	11,206	133,560	43.92
Sep-84	0	416,084	0	10,227	0	10,227	114,605	42.07
Oct-84	0	430,260	49,161	188,178	0	237,339	168,990	43.89
Nov-84	0	430,260	16,342	67,324	0	83,666	168,990	45.90
Dec-84	0	430,260	22,784	72,412	0	95,196	168,990	45.90
Jan-85	0	430,260	25,901	92,848	0	118,749	168,990	45.90
Feb-85	0	430,260	56,993	200,827	0	257,819	168,990	45.90
Mar-85	0	430,260	38,842	203,977	0	242,819	168,990	45.90
Apr-85	0	430,260	1,405	39,720	0	41,125	168,990	45.90
May-85	0	424,572	0	15,891	0	15,891	149,881	45.10
Jun-85	0	421,138	0	46,863	0	46,863	165,906	45.15
Jul-85	0	414,969	0	14,825	0	14,825	148,815	45.06
Aug-85	0	409,600	0	9,985	0	9,985	129,980	43.63
Sep-85	0	408,442	0	14,496	0	14,496	113,016	41.67
Oct-85	0	412,754	0	31,136	0	31,136	116,468	41.14
Nov-85	0	430,260	45,001	389,624	0	434,625	168,990	44.17
Dec-85	0	430,260	21,032	151,186	0	172,217	168,990	45.90
Jan-86	0	430,260	145	27,413	0	27,558	161,548	45.59
Feb-86	0	430,260	8,771	61,737	0	70,508	168,990	45.90
Mar-86	0	428,562	0	20,373	0	20,373	154,363	45.29
Apr-86	0	430,260	483	16,810	0	17,293	144,134	44.61

(1) Month-Yr	(19) Surface Area (acre)	(20) Precip. (in)	(21) Lake Evap. (in)	(22) Intermediate Storage (acre-ft)	(23) Diversion SJRA (acre-ft)	(24) Diversion COH (acre-ft)	(25) EOM Storage (acre-ft)	(26) Lk Houston Outflow (acre-ft)
Jan-81	7,567	2.32	0.64	79,106	7,500	19,500	52,106	0
Feb-81	7,002	2.21	0.85	69,644	7,500	19,500	42,645	0
Mar-81	6,216	1.74	1.93	57,710	7,500	19,500	30,710	0
Apr-81	5,527	2.69	3.36	55,481	7,500	19,500	28,482	0
May-81	9,485	8.75	5.21	160,101	7,500	19,500	133,102	0
Jun-81	13,231	9.65	6.63	160,990	7,500	19,500	133,990	259,401
Jul-81	13,262	4.43	6.66	160,990	7,500	19,500	133,990	65,965
Aug-81	12,797	7.01	5.73	-155,749	7,500	19,500	128,749	0
Sep-81	13,091	2.91	5.46	160,990	7,500	19,500	133,990	110,037
Oct-81	13,262	6.96	3.32	160,990	7,500	19,500	133,990	51,623
Nov-81	13,262	5.26	1.66	160,990	7,500	19,500	133,990	122,136
Dec-81	13,262	2.05	0.86	160,990	7,500	19,500	133,990	13,599
Jan-82	13,045	1.82	0.64	160,990	7,500	19,500	133,990	2,667
Feb-82	13,022	1.59	0.85	160,990	7,500	19,500	133,990	1,432
Mar-82	13,262	1.55	1.93	160,990	7,500	19,500	133,990	29,147
Apr-82	13,262	2.28	3.36	160,990	7,500	19,500	133,990	207,262
May-82	13,262	6.87	5.21	160,990	7,500	19,500	133,990	323,865
Jun-82	12,767	1.10	6.63	147,477	7,500	19,500	120,477	0
Jul-82	11,847	4.32	6.66	132,758	7,500	19,500	105,758	0
Aug-82	10,770	1.90	5.73	113,437	7,500	19,500	86,438	0
Sep-82	9,271	0.98	5.46	91,279	7,500	19,500	64,279	0
Oct-82	8,044	6.64	3.32	86,086	7,500	19,500	59,086	0
Nov-82	10,952	8.91	1.66	160,990	7,500	19,500	133,990	45,789
Dec-82	13,262	4.91	0.86	160,990	7,500	19,500	133,990	121,130
Jan-83	13,262	2.00	0.64	160,990	7,500	19,500	133,990	78,028
Feb-83	13,262	3.97	0.85	160,990	7,500	19,500	133,990	251,575
Mar-83	13,262	3.85	1.93	160,990	7,500	19,500	133,990	199,695
Apr-83	12,954	0.43	3.36	156,181	7,500	19,500	129,181	0
May-83	13,106	7.29	5.21	160,990	7,500	19,500	133,990	587,445
Jun-83	13,262	5.37	6.63	160,990	7,500	19,500	133,990	21,662
Jul-83	13,262	5.23	6.66	160,990	7,500	19,500	133,990	30,987
Aug-83	13,262	9.42	5.73	160,990	7,500	19,500	133,990	158,575
Sep-83	13,262	7.23	5.46	160,990	7,500	19,500	133,990	34,073
Oct-83	12,620	1.56	3.32	146,791	7,500	19,500	119,791	0
Nov-83	12,256	3.17	1.66	150,801	7,500	19,500	123,801	0
Dec-83	12,931	3.69	0.86	160,990	7,500	19,500	133,990	103,959
Jan-84	13,262	3.99	0.64	160,990	7,500	19,500	133,990	26,224
Feb-84	13,262	4.37	0.85	160,990	7,500	19,500	133,990	91,772
Mar-84	13,262	2.41	1.93	160,990	7,500	19,500	133,990	153,113
Apr-84	12,893	0.56	3.36	154,405	7,500	19,500	127,405	0
May-84	13,045	3.13	5.21	160,990	7,500	19,500	133,990	16,963
Jun-84	13,091	1.99	6.63	158,648	7,500	19,500	131,648	0
Jul-84	12,671	3.43	6.66	149,354	7,500	19,500	122,354	0
Aug-84	11,853	3.52	5.73	131,377	7,500	19,500	104,378	0
Sep-84	10,649	3.87	5.46	113,194	7,500	19,500	86,194	0
Oct-84	11,833	16.05	3.32	160,990	7,500	19,500	133,990	175,096
Nov-84	13,262	2.28	1.66	160,990	7,500	19,500	133,990	57,351
Dec-84	13,262	2.59	0.86	160,990	7,500	19,500	133,990	70,108
Jan-85	13,262	2.10	0.64	160,990	7,500	19,500	133,990	93,363
Feb-85	13,262	5.38	0.85	160,990	7,500	19,500	133,990	235,826
Mar-85	13,262	4.52	1.93	160,990	7,500	19,500	133,990	218,682
Apr-85	13,262	4.31	3.36	160,990	7,500	19,500	133,990	15,175
May-85	12,656	1.57	5.21	146,042	7,500	19,500	119,043	0
Jun-85	12,693	5.29	6.63	160,990	7,500	19,500	133,990	3,499
Jul-85	12,627	4.93	6.66	146,995	7,500	19,500	119,995	0
Aug-85	11,662	1.14	5.73	125,520	7,500	19,500	98,520	0
Sep-85	10,393	4.67	5.46	112,332	7,500	19,500	85,332	0
Oct-85	10,054	6.54	3.32	119,165	7,500	19,500	92,166	0
Nov-85	12,018	4.84	1.66	160,990	7,500	19,500	133,990	368,986
Dec-85	13,262	3.85	0.86	160,990	7,500	19,500	133,990	148,522
Jan-86	13,022	0.71	0.64	160,990	7,500	19,500	133,990	634
Feb-86	13,262	2.74	0.85	160,990	7,500	19,500	133,990	45,597
Mar-86	12,797	1.44	1.93	153,841	7,500	19,500	126,841	0
Apr-86	12,311	2.63	3.36	143,385	7,500	19,500	116,385	0

(1) Month-Yr	(19) Surface Area (acre)	(20) Precip. (in)	(21) Lake Evap. (in)	(22) Intermediate Storage (acre-ft)	(23) Diversion SJRA (acre-ft)	(24) Diversion COH (acre-ft)	(25) EOM Storage (acre-ft)	(26) Lk Houston Outflow (acre-ft)
May-86	12,700	4.29	5.21	160,990	7,500	19,500	133,990	109,103
Jun-86	13,262	6.34	6.63	160,990	7,500	19,500	133,990	240,601
Jul-86	12,519	0.61	6.66	138,901	7,500	19,500	111,901	0
Aug-86	11,167	3.27	5.73	120,397	7,500	19,500	93,397	0
Sep-86	10,881	3.70	5.46	131,017	7,500	19,500	104,017	0
Oct-86	11,550	6.83	3.32	145,724	7,500	19,500	118,724	0
Nov-86	12,774	6.66	1.66	160,990	7,500	19,500	133,990	53,881
Dec-86	13,262	5.71	0.86	160,990	7,500	19,500	133,990	243,776
Jan-87	13,262	2.42	0.64	160,990	7,500	19,500	133,990	62,441
Feb-87	13,262	4.26	0.85	160,990	7,500	19,500	133,990	119,632
Mar-87	13,262	0.88	1.93	160,990	7,500	19,500	133,990	69,152
Apr-87	12,678	0.47	3.36	147,622	7,500	19,500	120,622	0
May-87	12,386	5.39	5.21	153,515	7,500	19,500	126,515	0
Jun-87	13,022	9.31	6.63	160,990	7,500	19,500	133,990	292,820
Jul-87	13,262	4.79	6.66	160,990	7,500	19,500	133,990	40,130
Aug-87	12,555	1.48	5.73	142,095	7,500	19,500	115,095	0
Sep-87	11,708	3.46	5.46	134,374	7,500	19,500	107,374	0
Oct-87	10,770	0.17	3.32	112,504	7,500	19,500	85,504	0
Nov-87	11,807	3.41	1.66	160,990	7,500	19,500	133,990	120,089
Dec-87	13,262	4.56	0.86	160,990	7,500	19,500	133,990	151,762
Jan-88	13,262	1.27	0.64	160,990	7,500	19,500	133,990	29,268
Feb-88	13,262	1.29	0.85	160,990	7,500	19,500	133,990	20,282
Mar-88	13,262	4.88	1.93	160,990	7,500	19,500	133,990	72,818
Apr-88	12,878	1.26	3.36	154,768	7,500	19,500	127,768	0
May-88	12,190	1.32	5.21	134,921	7,500	19,500	107,921	0
Jun-88	10,939	2.00	6.63	115,525	7,500	19,500	88,525	0
Jul-88	9,586	3.23	6.66	97,397	7,500	19,500	70,397	0
Aug-88	8,104	3.52	5.73	77,514	7,500	19,500	50,514	0
Sep-88	6,504	1.20	5.46	54,915	7,500	19,500	27,915	0
Oct-88	5,090	1.29	3.32	39,439	7,500	19,500	12,439	0
Nov-88	4,176	0.41	1.66	39,865	7,500	19,500	12,865	0
Dec-88	4,176	1.26	0.86	40,439	7,500	19,500	13,439	0
Jan-89	7,162	4.80	0.64	114,911	7,500	19,500	87,912	0
Feb-89	11,193	0.90	0.85	147,361	7,500	19,500	120,362	0
Mar-89	12,826	3.96	1.93	160,990	7,500	19,500	133,990	82,783
Apr-89	13,262	1.48	3.36	160,990	7,500	19,500	133,990	14,023
May-89	13,262	13.56	5.21	160,990	7,500	19,500	133,990	222,907
Jun-89	13,262	16.28	6.63	160,990	7,500	19,500	133,990	157,616
Jul-89	13,262	1.92	6.66	160,990	7,500	19,500	133,990	24,085
Aug-89	13,053	2.74	5.73	159,273	7,500	19,500	132,274	0
Sep-89	12,671	2.69	5.46	149,215	7,500	19,500	122,215	0
Oct-89	11,807	1.76	3.32	130,575	7,500	19,500	103,576	0
Nov-89	10,604	1.84	1.66	114,173	7,500	19,500	87,173	0
Dec-89	9,384	0.80	0.86	95,790	7,500	19,500	68,790	0
Jan-90	11,277	3.96	0.64	160,990	7,500	19,500	133,990	29,309
Feb-90	13,262	4.54	0.85	160,990	7,500	19,500	133,990	150,881
Mar-90	13,262	5.11	1.93	160,990	7,500	19,500	133,990	101,894
Apr-90	13,262	6.21	3.36	160,990	7,500	19,500	133,990	88,643
May-90	13,262	2.23	5.21	160,990	7,500	19,500	133,990	57,150
Jun-90	12,570	2.98	6.63	143,045	7,500	19,500	116,046	0
Jul-90	11,629	4.85	6.66	131,156	7,500	19,500	104,156	0
Aug-90	10,585	0.31	5.73	108,039	7,500	19,500	81,040	0
Sep-90	9,022	1.57	5.46	89,786	7,500	19,500	62,786	0
Oct-90	7,626	3.79	3.32	75,612	7,500	19,500	48,612	0
Nov-90	6,600	3.01	1.66	62,949	7,500	19,500	35,949	0
Dec-90	5,527	1.81	0.86	47,346	7,500	19,500	20,346	0
Jan-91	9,611	9.58	0.64	160,990	7,500	19,500	133,990	374,848
Feb-91	13,262	5.76	0.85	160,990	7,500	19,500	133,990	179,702
Mar-91	13,262	1.85	1.93	160,990	7,500	19,500	133,990	48,021
Apr-91	13,262	10.25	3.36	160,990	7,500	19,500	133,990	399,926
May-91	13,262	8.56	5.21	160,990	7,500	19,500	133,990	153,338
Jun-91	13,262	10.85	6.63	160,990	7,500	19,500	133,990	66,011
Jul-91	12,797	2.13	6.66	149,485	7,500	19,500	122,485	0
Aug-91	11,893	2.13	5.73	130,939	7,500	19,500	103,939	0

(1) Month-Yr	(2) Inflow C4' (acre-ft)	(3) Maximum Storage (acre-ft)	(4) Water Surface Elev.	(5) Surface Area (acre)	(6) Precip. (in)	(7) Lake Evap. (in)	(8) Intermediate Water (acre-ft)	(9) Diversions (Gulf St) (acre-ft)
Sep-91	8,448	421,458	200.36	20,531	5.74	5.73	421,470	467
Oct-91	659	421,662	200.56	20,673	0.44	3.49	416,415	467
Nov-91	2,132	418,081	200.35	20,524	3.30	1.74	420,744	467
Dec-91	104,260	465,260	201.58	21,406	8.75	0.90	440,260	467
Jan-92	41,930	465,260	201.81	21,572	6.15	0.67	440,260	467
Feb-92	84,645	465,260	201.81	21,572	5.98	0.89	440,260	467
Mar-92	62,819	465,260	201.81	21,572	4.29	2.03	440,260	467
Apr-92	56,874	465,260	201.81	21,572	6.14	3.53	440,260	467
May-92	34,308	464,568	201.80	21,565	6.60	5.47	440,260	467
Jun-92	51,730	465,260	201.81	21,572	4.62	6.96	440,260	467
Jul-92	4,093	434,353	201.09	21,050	3.11	6.99	427,542	467
Aug-92	1,042	428,117	200.87	20,893	2.63	6.02	422,221	467
Sep-92	1,771	423,526	200.63	20,722	1.58	5.73	416,354	467
Oct-92	784	416,671	200.32	20,502	1.49	3.49	413,261	467
Nov-92	4,442	417,237	200.26	20,460	5.86	1.74	424,256	467
Dec-92	64,035	465,260	201.66	21,464	4.05	0.90	440,260	467
Jan-93	97,410	465,260	201.81	21,572	7.41	0.67	440,260	467
Feb-93	22,051	452,311	201.51	21,355	2.22	0.89	440,260	467
Mar-93	58,122	465,260	201.81	21,572	1.84	2.03	440,260	467
Apr-93	36,848	465,260	201.81	21,572	3.39	3.53	440,260	467
May-93	42,502	465,260	201.81	21,572	7.83	5.47	440,260	467
Jun-93	108,978	465,260	201.81	21,572	7.45	6.96	440,260	467
Jul-93	2,896	433,156	201.06	21,029	0.71	6.99	422,146	467
Aug-93	352	422,031	200.59	20,694	2.40	6.02	415,794	467
Sep-93	1,763	417,090	200.31	20,495	2.30	5.73	411,227	467
Oct-93	7,242	418,002	200.23	20,438	7.97	3.49	425,639	467
Nov-93	5,080	430,253	200.87	20,893	2.94	1.74	432,337	467
Dec-93	2,358	432,618	201.05	21,021	2.93	0.90	436,169	467
Jan-94	26,609	456,869	201.62	21,435	1.76	0.67	440,260	467
Feb-94	37,456	465,260	201.81	21,572	4.52	0.89	440,260	467
Mar-94	36,321	465,260	201.81	21,572	2.64	2.03	440,260	467
Apr-94	27,106	457,366	201.63	21,442	2.60	3.53	440,260	467
May-94	27,378	457,638	201.64	21,449	4.78	5.47	440,260	467
Jun-94	151	430,411	201.00	20,985	3.81	6.96	424,900	467
Jul-94	742	425,175	200.73	20,793	0.36	6.99	413,681	467
Aug-94	1,874	415,089	200.21	20,424	7.65	6.02	417,869	467
Sep-94	1,862	419,264	200.42	20,573	2.55	5.73	413,807	467
Oct-94	220,558	465,260	201.42	21,290	24.44	3.49	440,260	467
Nov-94	2,948	433,208	201.06	21,029	1.00	1.74	431,906	467
Dec-94	58,390	465,260	201.81	21,572	3.85	0.90	440,260	467
Maximum	220,558	465,260	201.81	21,572	24.44	6.99	440,260	467
Average	15,154	405,245	199.14	19,845	3.73	3.70	399,225	467
Minimum	151	72,753	173.00	6,565	0.00	0.67	77,517	467

(1) Month-Yr	(10) D.S. Calls (acre-ft)	(11) EOM Storage (acre-ft)	(12) Total Outflow (acre-ft)	(13) Lk Houston Gain (acre-ft)	(14) Luce Bayou Transbasin (acre-ft)	(15) Total Inflow Lk Houston (acre-ft)	(17) Maximum Storage (acre-ft)	(18) Water Surface Elev.
Sep-91	0	421,003	0	22,530	0	22,530	126,469	42.66
Oct-91	0	415,948	0	9,503	0	9,503	111,794	41.81
Nov-91	0	420,277	0	35,657	0	35,657	119,839	41.26
Dec-91	0	430,260	107,808	241,692	0	349,500	168,990	44.30
Jan-92	0	430,260	51,311	370,324	0	421,635	168,990	45.90
Feb-92	0	430,260	93,324	571,249	0	664,572	168,990	45.90
Mar-92	0	430,260	66,421	232,572	0	298,993	168,990	45.90
Apr-92	0	430,260	61,103	217,715	0	278,817	168,990	45.90
May-92	0	430,260	35,871	78,348	0	114,219	168,990	45.90
Jun-92	0	430,260	47,054	286,437	0	333,491	168,990	45.90
Jul-92	0	427,075	0	34,132	0	34,132	168,122	45.86
Aug-92	0	421,755	0	20,327	0	20,327	154,317	45.29
Sep-92	0	415,887	0	10,048	0	10,048	134,678	44.09
Oct-92	0	412,795	0	9,490	0	9,490	116,301	42.28
Nov-92	0	423,789	0	39,932	0	39,932	127,572	41.87
Dec-92	0	430,260	62,727	102,089	0	164,815	168,990	44.82
Jan-93	0	430,260	109,056	231,816	0	340,872	168,990	45.90
Feb-93	0	430,260	23,946	61,514	0	85,460	168,990	45.90
Mar-93	0	430,260	57,320	167,339	0	224,659	168,990	45.90
Apr-93	0	430,260	36,133	139,669	0	175,802	168,990	45.90
May-93	0	430,260	46,276	362,215	0	408,491	168,990	45.90
Jun-93	0	430,260	109,389	301,344	0	410,734	168,990	45.90
Jul-93	0	421,679	0	21,380	0	21,380	155,370	45.33
Aug-93	0	415,327	0	13,960	0	13,960	139,048	44.31
Sep-93	0	410,760	0	9,952	0	9,952	117,338	42.37
Oct-93	0	425,173	0	36,012	0	36,012	122,818	41.57
Nov-93	0	430,260	1,610	48,296	0	49,906	152,868	43.92
Dec-93	0	430,260	5,442	47,379	0	52,822	168,990	45.79
Jan-94	0	430,260	28,086	21,840	0	49,926	168,990	45.90
Feb-94	0	430,260	43,510	174,516	0	218,026	168,990	45.90
Mar-94	0	430,260	36,957	80,509	0	117,466	168,990	45.90
Apr-94	0	430,260	24,981	19,156	0	44,137	168,990	45.90
May-94	0	430,260	25,677	87,412	0	113,089	168,990	45.90
Jun-94	0	424,433	0	26,132	0	26,132	160,122	45.53
Jul-94	0	413,215	0	10,149	0	10,149	143,520	44.83
Aug-94	0	417,402	0	24,697	0	24,697	134,674	43.37
Sep-94	0	413,341	0	14,355	0	14,355	120,200	42.43
Oct-94	0	430,260	240,347	1,235,076	0	1,475,423	168,990	44.07
Nov-94	0	430,260	1,179	27,841	0	29,019	163,009	45.65
Dec-94	0	430,260	63,222	173,112	0	236,334	168,990	45.90
Maximum	27,757	430,260	240,347	1,235,076	0	1,475,423	168,990	45.90
Average	2,185	393,181	14,731	75,381	0	90,113	127,168	41.19
Minimum	0	62,712	0	1,429	0	2,211	40,300	28.00

(1) Month-Yr	(19) Surface Area (acre)	(20) Precip. (in)	(21) Lake Evap. (in)	(22) Intermediate Storage (acre-ft)	(23) Diversion SJRA (acre-ft)	(24) Diversion COH (acre-ft)	(25) EOM Storage (acre-ft)	(26) Lk Houston Outflow (acre-ft)
Sep-91	11,030	8.53	5.46	129,291	7,500	19,500	102,291	0
Oct-91	10,482	2.62	3.32	111,182	7,500	19,500	84,183	0
Nov-91	10,130	4.04	1.66	121,848	7,500	19,500	94,849	0
Dec-91	12,104	7.03	0.86	160,990	7,500	19,500	133,990	289,582
Jan-92	13,262	7.30	0.64	160,990	7,500	19,500	133,990	401,996
Feb-92	13,262	7.50	0.85	160,990	7,500	19,500	133,990	644,922
Mar-92	13,262	4.15	1.93	160,990	7,500	19,500	133,990	274,447
Apr-92	13,262	4.64	3.36	160,990	7,500	19,500	133,990	253,232
May-92	13,262	7.86	5.21	160,990	7,500	19,500	133,990	90,148
Jun-92	13,262	5.57	6.63	160,990	7,500	19,500	133,990	305,320
Jul-92	13,231	4.50	6.66	160,990	7,500	19,500	133,990	4,751
Aug-92	12,797	3.21	5.73	151,630	7,500	19,500	124,630	0
Sep-92	11,965	4.59	5.46	133,811	7,500	19,500	106,811	0
Oct-92	10,783	1.47	3.32	114,639	7,500	19,500	87,639	0
Nov-92	10,521	9.74	1.66	134,656	7,500	19,500	107,656	0
Dec-92	12,456	3.92	0.86	160,990	7,500	19,500	133,990	114,658
Jan-93	13,262	6.67	0.64	160,990	7,500	19,500	133,990	320,537
Feb-93	13,262	2.43	0.85	160,990	7,500	19,500	133,990	60,206
Mar-93	13,262	5.77	1.93	160,990	7,500	19,500	133,990	201,903
Apr-93	13,262	5.19	3.36	160,990	7,500	19,500	133,990	150,824
May-93	13,262	4.78	5.21	160,990	7,500	19,500	133,990	381,016
Jun-93	13,262	8.93	6.63	160,990	7,500	19,500	133,990	386,276
Jul-93	12,826	3.59	6.66	152,088	7,500	19,500	125,088	0
Aug-93	12,111	1.11	5.73	134,386	7,500	19,500	107,386	0
Sep-93	10,842	1.55	5.46	113,806	7,500	19,500	86,806	0
Oct-93	10,329	11.62	3.32	129,962	7,500	19,500	102,963	0
Nov-93	11,853	7.13	1.66	158,271	7,500	19,500	131,272	0
Dec-93	13,176	2.32	0.86	160,990	7,500	19,500	133,990	24,707
Jan-94	13,262	2.61	0.64	160,990	7,500	19,500	133,990	25,103
Feb-94	13,262	1.08	0.85	160,990	7,500	19,500	133,990	191,280
Mar-94	13,262	1.82	1.93	160,990	7,500	19,500	133,990	90,345
Apr-94	13,262	4.13	3.36	160,990	7,500	19,500	133,990	17,988
May-94	13,262	7.67	5.21	160,990	7,500	19,500	133,990	88,808
Jun-94	12,977	6.86	6.63	160,371	7,500	19,500	133,371	0
Jul-94	12,463	0.36	6.66	136,977	7,500	19,500	109,977	0
Aug-94	11,492	3.82	5.73	132,845	7,500	19,500	105,845	0
Sep-94	10,881	1.85	5.46	116,927	7,500	19,500	89,927	0
Oct-94	11,952	19.40	3.32	160,990	7,500	19,500	133,990	1,420,376
Nov-94	13,068	0.32	1.66	160,990	7,500	19,500	133,990	560
Dec-94	13,262	8.73	0.86	160,990	7,500	19,500	133,990	218,032
Maximum	13,262	19.40	6.66	160,990	7,500	19,500	133,990	1,420,376
Average	10,529	3.96	3.53	123,456	7,500	19,500	96,456	63,543
Minimum	4,176	0.00	0.64	38,052	7,500	19,500	11,052	0

Reservoir Simulation Models

C-3. Alternative No. 3

Montgomery Watson
and Georgia A. Wilson & Assoc., Inc.
LAKE HOUSTON / LAKE CONROE RESERVOIR OPERATION STUDY
San Jacinto River Reservoir Operations Model
Project # 3298.1023 / 14040
ALTERNATIVE #3: Maximum Average Yield with Reserve Storage
Note: Column formulas are presented at start of Appendix C

WATER BALANCE FOR LAKE CONROE

(1) Month-Yr	(2) Inflow C4' (acre-ft)	(3) Available Water (acre-ft)	(4) Water Surface Elev.	(5) Surface Area (acre)	(6) Precip. (in)	(7) Lake Evap. (in)	(8) Usable Water (acre-ft)	(9) Diversions (Gulf St) (acre-ft)
<i>Limits & criteria:</i>		<i>limit: 465,260</i>					<i>limit: 440,260</i>	467
Jan-50	40,924	465,260	201.81	21,572	4.34	0.67	440,260	467
Feb-50	48,761	465,260	201.81	21,572	4.70	0.89	440,260	467
Mar-50	13,169	443,429	201.30	21,203	1.15	2.03	440,260	467
Apr-50	18,066	448,326	201.42	21,290	4.66	3.53	440,260	467
May-50	27,282	457,542	201.63	21,442	2.34	5.47	440,260	467
Jun-50	84,275	465,260	201.81	21,572	6.67	6.96	440,260	467
Jul-50	3,276	433,536	201.07	21,036	3.09	6.99	426,698	467
Aug-50	817	427,049	200.82	20,857	0.68	6.02	417,768	467
Sep-50	2,943	420,245	200.44	20,587	1.41	5.73	412,828	467
Oct-50	2,173	414,535	200.18	20,403	0.65	3.49	409,711	467
Nov-50	856	410,100	200.00	20,275	1.10	1.74	409,013	467
Dec-50	1,932	401,264	199.53	19,953	1.05	0.90	401,513	467
Jan-51	2,582	381,277	198.49	19,253	5.05	0.67	388,298	467
Feb-51	4,194	372,623	198.00	18,930	1.33	0.89	373,321	467
Mar-51	6,963	369,169	197.74	18,764	4.55	2.03	373,114	467
Apr-51	4,229	373,831	198.06	18,970	1.20	3.53	370,156	467
May-51	1,938	360,384	197.40	18,546	3.12	5.47	356,752	467
Jun-51	679	334,397	196.00	17,640	3.12	6.96	328,752	467
Jul-51	465	307,177	194.40	16,650	1.00	6.99	298,856	467
Aug-51	356	273,483	192.00	15,255	1.89	6.02	268,237	467
Sep-51	621	240,751	190.00	14,165	5.08	5.73	239,976	467
Oct-51	480	227,430	189.00	13,660	1.11	3.49	224,725	467
Nov-51	597	201,968	187.00	12,685	1.46	1.74	201,666	467
Dec-51	2,350	180,227	185.00	11,755	2.38	0.90	181,672	467
Jan-52	2,217	164,366	184.00	11,290	0.81	0.67	164,494	467
Feb-52	8,735	153,183	182.00	10,390	6.69	0.89	158,205	467
Mar-52	8,406	166,145	183.00	10,840	2.03	2.03	166,149	467
Apr-52	39,263	204,945	185.00	11,755	5.75	3.53	207,124	467
May-52	15,183	221,841	188.00	13,165	3.30	5.47	219,459	467
Jun-52	4,412	223,404	188.00	13,165	3.52	6.96	219,623	467
Jul-52	1,770	220,927	188.00	13,165	4.07	6.99	217,721	467
Aug-52	383	217,637	188.00	13,165	1.02	6.02	212,160	467
Sep-52	290	211,984	188.00	13,165	2.46	5.73	208,396	467
Oct-52	264	202,641	187.00	12,685	0.00	3.49	198,956	467
Nov-52	629	172,633	184.00	11,290	6.19	1.74	176,813	467
Dec-52	4,011	158,547	183.00	10,840	5.20	0.90	162,427	467
Jan-53	7,021	168,982	184.00	11,290	1.48	0.67	169,738	467
Feb-53	13,794	178,569	184.00	11,290	3.20	0.89	180,736	467
Mar-53	7,168	187,438	185.00	11,755	0.07	2.03	185,517	467
Apr-53	11,949	196,999	186.00	12,225	1.19	3.53	194,621	467
May-53	84,231	278,386	189.00	13,660	7.39	5.47	280,569	467
Jun-53	2,548	282,650	192.00	15,255	3.28	6.96	277,971	467
Jul-53	2,261	279,766	192.00	15,255	1.94	6.99	273,338	467
Aug-53	1,870	274,741	192.00	15,255	7.88	6.02	277,107	467
Sep-53	3,541	280,181	192.00	15,255	0.13	5.73	273,060	467
Oct-53	1,785	274,379	192.00	15,255	2.46	3.49	273,078	467
Nov-53	4,867	259,157	191.00	14,700	4.95	1.74	263,090	467
Dec-53	27,623	285,722	192.00	15,255	6.81	0.90	293,226	467
Jan-54	9,532	302,291	193.00	15,820	1.55	0.67	303,450	467
Feb-54	4,582	307,566	194.30	16,590	0.08	0.89	306,449	467
Mar-54	2,758	308,740	194.40	16,650	0.84	2.03	307,089	467
Apr-54	2,867	309,489	194.40	16,650	2.64	3.53	308,259	467

(1) Month-Yr	(10) D.S. Calls (acre-ft)	(11) EOM Storage (acre-ft)	(12) Total Outflow (acre-ft)	(13) Lk Houston Gain (acre-ft)	(14) Luce Bayou Transbasin (acre-ft)	(15) Total Inflow Lk Houston (acre-ft)	(17) Available Water (acre-ft)	(18) Water Surface Elev.
Limits & criteria:	start when H at: 113,610 Cap.: 42,259	limits: 140,940 430,260	Minimum set at: 0		Currently set to: 0		limit: 168,990	
Jan-50	0	430,260	47,056	187,347	0	234,403	168,990	45.90
Feb-50	0	430,260	55,139	259,087	0	314,226	168,990	45.90
Mar-50	0	430,260	11,148	47,197	0	58,345	168,990	45.90
Apr-50	0	430,260	19,612	95,491	0	115,103	168,990	45.90
May-50	0	430,260	21,223	110,606	0	131,828	168,990	45.90
Jun-50	0	430,260	83,292	446,119	0	529,410	168,990	45.90
Jul-50	0	426,232	0	32,409	0	32,409	166,399	45.79
Aug-50	0	417,302	0	6,244	0	6,244	140,234	44.73
Sep-50	0	412,362	0	11,027	0	11,027	119,087	42.49
Oct-50	0	409,244	0	5,912	0	5,912	94,396	40.07
Nov-50	9,215	399,332	9,215	5,344	0	14,559	79,900	37.70
Dec-50	22,351	378,695	22,351	4,972	0	27,323	79,900	36.90
Jan-51	19,402	368,430	19,402	7,437	0	26,838	79,900	36.90
Feb-51	10,648	362,206	10,648	13,416	0	24,064	79,900	37.10
Mar-51	3,046	369,602	3,046	23,595	0	26,640	79,900	36.90
Apr-51	11,244	358,446	11,244	13,950	0	25,193	79,900	37.00
May-51	22,568	333,718	22,568	5,734	0	28,301	79,900	36.80
Jun-51	21,573	306,712	21,573	6,590	0	28,164	79,900	36.80
Jul-51	25,262	273,128	25,262	3,776	0	29,038	79,900	36.70
Aug-51	27,640	240,131	27,640	2,782	0	30,421	79,900	36.60
Sep-51	12,559	226,950	12,559	16,696	0	29,255	79,900	36.70
Oct-51	22,887	201,371	22,887	4,150	0	27,036	79,900	36.90
Nov-51	23,322	177,878	23,322	5,006	0	28,328	79,900	36.80
Dec-51	19,058	162,148	19,058	8,010	0	27,068	79,900	36.90
Jan-52	19,579	144,448	19,579	6,384	0	25,963	79,900	37.00
Feb-52	0	157,739	0	44,532	0	44,532	97,569	38.10
Mar-52	0	165,682	0	23,184	0	23,184	98,019	39.40
Apr-52	0	206,658	0	217,413	0	217,413	168,990	43.15
May-52	0	218,992	0	79,219	0	79,219	168,990	45.90
Jun-52	0	219,157	0	17,151	0	17,151	151,141	45.15
Jul-52	0	217,254	0	6,013	0	6,013	127,097	43.55
Aug-52	0	211,694	0	3,743	0	3,743	101,586	41.01
Sep-52	5,553	202,377	5,553	3,616	0	9,168	79,900	38.10
Oct-52	26,485	172,004	26,485	2,447	0	28,932	79,900	36.70
Nov-52	21,810	154,536	21,810	7,219	0	29,028	79,900	36.70
Dec-52	0	161,961	0	24,262	0	24,262	80,168	37.10
Jan-53	4,497	164,775	4,497	19,290	0	23,786	79,900	37.10
Feb-53	0	180,269	0	54,799	0	54,799	108,286	38.80
Mar-53	0	185,050	0	18,727	0	18,727	101,838	40.19
Apr-53	0	194,154	0	72,549	0	72,549	145,921	42.09
May-53	0	280,102	0	450,077	0	450,077	168,990	45.19
Jun-53	0	277,504	0	8,182	0	8,182	142,172	44.80
Jul-53	0	272,871	0	6,418	0	6,418	118,334	42.65
Aug-53	0	276,640	0	7,371	0	7,371	94,480	40.00
Sep-53	0	272,593	0	15,529	0	15,529	85,070	38.30
Oct-53	18,321	254,290	18,321	7,181	0	25,502	79,900	37.00
Nov-53	4,524	258,099	4,524	22,914	0	27,438	79,900	36.90
Dec-53	0	292,759	0	100,673	0	100,673	155,814	41.64
Jan-54	0	302,983	0	43,611	0	43,611	168,990	45.90
Feb-54	0	305,982	0	17,018	0	17,018	151,008	45.15
Mar-54	0	306,623	0	7,288	0	7,288	130,493	43.82
Apr-54	0	307,792	0	8,750	0	8,750	111,221	41.79

WATER BALANCE FOR LAKE HOUSTON

(1) Month-Yr	(19) Surface Area (acre)	(20) Precip. (in)	(21) Lake Evap. (in)	(22) Usable Water (acre-ft)	(23) Diversion SJRA (acre-ft)	(24) Diversion COH (acre-ft)	(25) EOM Storage (acre-ft)	(26) Lk Houston Outflow (acre-ft)
<i>Limits & criteria:</i>		1.42857		<i>Temporary limit: 160,990</i>	<i>per month: 7,500</i>	<i>per month: 19,500</i>	<i>limit: 46,900 133,990</i>	
Jan-50	13,262	4.62	0.64	160,990	7,500	19,500	133,990	211,801
Feb-50	13,262	5.00	0.85	160,990	7,500	19,500	133,990	291,813
Mar-50	13,262	1.22	1.93	160,990	7,500	19,500	133,990	30,561
Apr-50	13,262	4.96	3.36	160,990	7,500	19,500	133,990	89,871
May-50	13,262	2.49	5.21	160,990	7,500	19,500	133,990	101,822
Jun-50	13,262	7.10	6.63	160,990	7,500	19,500	133,990	502,930
Jul-50	13,176	3.29	6.66	160,990	7,500	19,500	133,990	1,709
Aug-50	12,393	0.72	5.73	135,060	7,500	19,500	108,060	0
Sep-50	10,920	1.50	5.46	115,484	7,500	19,500	88,484	0
Oct-50	9,378	0.69	3.32	92,340	7,500	19,500	65,340	0
Nov-50	7,924	1.17	1.66	79,576	7,500	19,500	52,576	0
Dec-50	7,449	1.12	0.86	80,061	7,500	19,500	53,061	0
Jan-51	7,449	5.37	0.64	82,836	7,500	19,500	55,836	0
Feb-51	7,567	1.42	0.85	80,259	7,500	19,500	53,259	0
Mar-51	7,449	4.84	1.93	81,706	7,500	19,500	54,706	0
Apr-51	7,508	1.28	3.36	78,598	7,500	19,500	51,599	0
May-51	7,390	3.32	5.21	78,736	7,500	19,500	51,736	0
Jun-51	7,390	3.32	6.63	77,861	7,500	19,500	50,862	0
Jul-51	7,332	1.06	6.66	76,478	7,500	19,500	49,478	0
Aug-51	7,274	2.01	5.73	77,645	7,500	19,500	50,645	0
Sep-51	7,332	5.40	5.46	79,863	7,500	19,500	52,863	0
Oct-51	7,449	1.18	3.32	78,571	7,500	19,500	51,572	0
Nov-51	7,390	1.55	1.66	79,832	7,500	19,500	52,832	0
Dec-51	7,449	2.53	0.86	80,936	7,500	19,500	53,937	0
Jan-52	7,508	0.86	0.64	80,037	7,500	19,500	53,038	0
Feb-52	8,164	7.12	0.85	101,835	7,500	19,500	74,835	0
Mar-52	8,960	2.16	1.93	98,191	7,500	19,500	71,191	0
Apr-52	11,349	6.12	3.36	160,990	7,500	19,500	133,990	130,225
May-52	13,262	3.51	5.21	160,990	7,500	19,500	133,990	50,340
Jun-52	12,693	3.74	6.63	148,084	7,500	19,500	121,084	0
Jul-52	11,609	4.33	6.66	124,843	7,500	19,500	97,844	0
Aug-52	9,970	1.09	5.73	97,731	7,500	19,500	70,731	0
Sep-52	8,164	2.62	5.46	77,968	7,500	19,500	50,968	0
Oct-52	7,332	0.00	3.32	77,871	7,500	19,500	50,871	0
Nov-52	7,332	6.58	1.66	82,906	7,500	19,500	55,906	0
Dec-52	7,567	5.53	0.86	83,113	7,500	19,500	56,114	0
Jan-53	7,567	1.57	0.64	80,486	7,500	19,500	53,486	0
Feb-53	8,590	3.40	0.85	110,111	7,500	19,500	83,111	0
Mar-53	9,454	0.07	1.93	100,373	7,500	19,500	73,373	0
Apr-53	10,662	1.27	3.36	144,064	7,500	19,500	117,065	0
May-53	12,723	7.86	5.21	160,990	7,500	19,500	133,990	408,961
Jun-53	12,442	3.49	6.63	138,917	7,500	19,500	111,917	0
Jul-53	11,024	2.06	6.66	114,109	7,500	19,500	87,109	0
Aug-53	9,334	8.38	5.73	96,541	7,500	19,500	69,541	0
Sep-53	8,285	0.14	5.46	81,397	7,500	19,500	54,398	0
Oct-53	7,508	2.62	3.32	79,462	7,500	19,500	52,462	0
Nov-53	7,449	5.27	1.66	82,141	7,500	19,500	55,141	0
Dec-53	10,374	7.24	0.86	160,990	7,500	19,500	133,990	339
Jan-54	13,262	1.65	0.64	160,990	7,500	19,500	133,990	17,728
Feb-54	12,693	0.09	0.85	150,204	7,500	19,500	123,205	0
Mar-54	11,787	0.89	1.93	129,471	7,500	19,500	102,471	0
Apr-54	10,470	2.81	3.36	110,741	7,500	19,500	83,742	0

(1) Month-Yr	(2) Inflow C4' (acre-ft)	(3) Available Water (acre-ft)	(4) Water Surface Elev.	(5) Surface Area (acre)	(6) Precip. (in)	(7) Lake Evap. (in)	(8) Usable Water (acre-ft)	(9) Diversions (Gulf St) (acre-ft)
May-54	6,301	314,094	194.60	16,770	2.54	5.47	309,995	467
Jun-54	541	310,070	194.50	16,710	1.17	6.96	301,999	467
Jul-54	2,082	298,339	193.00	15,820	4.57	6.99	295,143	467
Aug-54	2,138	296,814	193.00	15,820	3.66	6.02	293,703	467
Sep-54	256	285,246	193.00	15,820	0.46	5.73	278,295	467
Oct-54	4,175	255,944	191.00	14,700	6.56	3.49	259,711	467
Nov-54	7,083	255,550	190.00	14,165	1.64	1.74	255,423	467
Dec-54	3,120	253,204	190.00	14,165	1.33	0.90	253,714	467
Jan-55	8,056	247,290	190.00	14,165	5.24	0.67	252,677	467
Feb-55	39,330	291,540	192.00	15,255	5.67	0.89	297,611	467
Mar-55	3,282	300,426	193.00	15,820	0.87	2.03	298,907	467
Apr-55	9,655	308,096	194.20	16,530	3.30	3.53	307,781	467
May-55	2,841	310,155	194.50	16,710	3.33	5.47	307,171	467
Jun-55	853	307,557	194.40	16,650	1.47	6.96	299,933	467
Jul-55	659	300,126	193.00	15,820	1.89	6.99	293,397	467
Aug-55	2,220	289,292	193.00	15,820	9.49	6.02	293,877	467
Sep-55	538	270,524	192.00	15,255	5.02	5.73	269,617	467
Oct-55	425	250,594	190.00	14,165	0.59	3.49	247,178	467
Nov-55	373	222,779	188.00	13,165	1.00	1.74	221,960	467
Dec-55	653	195,712	186.00	12,225	1.50	0.90	196,324	467
Jan-56	2,209	174,302	184.00	11,290	3.72	0.67	177,172	467
Feb-56	8,089	167,230	184.00	11,290	2.27	0.89	168,530	467
Mar-56	3,837	171,901	184.00	11,290	0.73	2.03	170,684	467
Apr-56	8,600	169,544	184.00	11,290	1.73	3.53	167,852	467
May-56	1,982	162,897	183.00	10,840	3.12	5.47	160,775	467
Jun-56	1,856	142,796	182.00	10,390	3.83	6.96	140,081	467
Jul-56	386	141,326	182.00	10,390	0.36	6.99	135,580	467
Aug-56	242	141,182	182.00	10,390	0.36	6.02	136,282	467
Sep-56	242	141,182	182.00	10,390	1.77	5.73	137,748	467
Oct-56	247	141,187	182.00	10,390	2.50	3.49	140,334	467
Nov-56	382	141,322	182.00	10,390	1.43	1.74	141,050	467
Dec-56	1,891	142,831	182.00	10,390	4.80	0.90	146,208	467
Jan-57	666	141,606	182.00	10,390	0.86	0.67	141,764	467
Feb-57	2,450	143,390	182.00	10,390	2.31	0.89	144,619	467
Mar-57	10,041	150,981	182.00	10,390	10.73	2.03	158,521	467
Apr-57	48,453	206,508	185.00	11,755	7.59	3.53	210,482	467
May-57	38,013	248,029	189.00	13,660	1.76	5.47	243,803	467
Jun-57	10,017	253,353	190.00	14,165	3.72	6.96	249,529	467
Jul-57	781	249,843	190.00	14,165	0.79	6.99	242,521	467
Aug-57	301	242,355	190.00	14,165	3.04	6.02	238,837	467
Sep-57	762	239,132	189.00	13,660	7.79	5.73	241,477	467
Oct-57	26,511	267,522	191.00	14,700	10.84	3.49	276,528	467
Nov-57	67,403	343,464	194.50	16,710	6.30	1.74	349,807	467
Dec-57	18,297	367,637	197.35	18,514	1.72	0.90	368,898	467
Jan-58	54,419	422,850	199.29	19,789	4.41	0.67	429,012	467
Feb-58	26,038	454,583	201.52	21,362	3.37	0.89	440,260	467
Mar-58	6,272	436,532	201.14	21,087	1.38	2.03	435,399	467
Apr-58	9,866	440,126	201.23	21,152	2.43	3.53	438,182	467
May-58	30,137	460,397	201.70	21,493	2.26	5.47	440,260	467
Jun-58	723	430,983	201.01	20,992	0.44	6.96	419,578	467
Jul-58	410	419,522	200.46	20,602	5.68	6.99	417,264	467
Aug-58	274	417,071	200.35	20,524	2.97	6.02	411,862	467
Sep-58	5,350	416,745	200.21	20,424	14.48	5.73	431,626	467
Oct-58	7,315	437,575	201.17	21,108	1.91	3.49	434,800	467
Nov-58	2,778	433,038	201.06	21,029	1.24	1.74	432,158	467
Dec-58	2,282	421,093	200.50	20,630	0.73	0.90	420,801	467
Jan-59	3,355	401,661	199.51	19,939	2.54	0.67	404,762	467
Feb-59	19,249	404,362	199.25	19,761	10.65	0.89	420,431	467
Mar-59	5,096	425,060	200.62	20,715	1.49	2.03	424,126	467
Apr-59	101,290	465,260	201.66	21,464	7.29	3.53	440,260	467
May-59	15,069	445,329	201.35	21,239	5.83	5.47	440,260	467
Jun-59	6,426	436,686	201.15	21,094	2.61	6.96	429,042	467
Jul-59	2,579	431,155	200.98	20,971	9.09	6.99	434,819	467
Aug-59	2,652	432,912	201.06	21,029	7.94	6.02	436,288	467

(1) Month-Yr	(10) D.S. Calls (acre-ft)	(11) EOM Storage (acre-ft)	(12) Total Outflow (acre-ft)	(13) Lk Houston Gain (acre-ft)	(14) Luce Bayou Transbasin (acre-ft)	(15) Total Inflow Lk Houston (acre-ft)	(17) Available Water (acre-ft)	(18) Water Surface Elev.
May-54	0	309,529	0	16,274	0	16,274	100,015	40.12
Jun-54	5,275	296,257	5,275	3,577	0	8,852	79,900	38.10
Jul-54	0	294,676	0	41,337	0	41,337	90,570	37.30
Aug-54	8,247	284,990	8,247	9,236	0	17,482	79,900	37.50
Sep-54	26,060	251,768	26,060	2,136	0	28,196	79,900	36.80
Oct-54	10,778	248,467	10,778	19,283	0	30,060	79,900	36.70
Nov-54	4,872	250,084	4,872	19,891	0	24,764	79,900	37.00
Dec-54	14,014	239,233	14,014	12,936	0	26,950	79,900	36.90
Jan-55	0	252,210	0	29,202	0	29,202	82,450	37.10
Feb-55	0	297,145	0	172,117	0	172,117	168,990	42.51
Mar-55	0	298,441	0	9,438	0	9,438	143,428	44.85
Apr-55	0	307,314	0	27,701	0	27,701	143,089	44.05
May-55	0	306,704	0	7,884	0	7,884	124,122	43.16
Jun-55	0	299,466	0	4,841	0	4,841	100,383	40.81
Jul-55	5,859	287,072	5,859	4,817	0	10,676	79,900	38.00
Aug-55	23,424	269,986	23,424	6,716	0	30,140	79,900	36.70
Sep-55	18,982	250,168	18,982	5,348	0	24,330	79,900	37.10
Oct-55	24,306	222,405	24,306	2,770	0	27,075	79,900	36.90
Nov-55	26,434	195,059	26,434	2,235	0	28,670	79,900	36.80
Dec-55	23,764	172,093	23,764	3,605	0	27,369	79,900	36.90
Jan-56	17,565	159,140	17,565	8,976	0	26,540	79,900	36.90
Feb-56	0	168,064	0	32,372	0	32,372	87,333	37.50
Mar-56	9,273	160,945	9,273	9,272	0	18,545	79,900	37.40
Apr-56	6,470	160,915	6,470	21,271	0	27,742	79,900	36.80
May-56	24,120	140,940	19,368	3,816	0	23,184	75,148	36.50
Jun-56	28,832	140,940	0	4,057	0	4,057	51,068	34.30
Jul-56	30,448	140,940	0	2,551	0	2,551	49,451	34.20
Aug-56	32,199	140,940	0	1,429	0	1,429	47,701	34.00
Sep-56	33,287	140,940	0	1,578	0	1,578	46,613	33.80
Oct-56	33,594	140,940	0	1,449	0	1,449	46,306	33.70
Nov-56	31,844	140,940	0	2,072	0	2,072	48,056	34.00
Dec-56	29,096	140,940	4,801	3,904	0	8,705	55,605	34.70
Jan-57	30,013	140,940	358	2,986	0	3,344	50,244	34.20
Feb-57	26,856	140,940	3,212	6,144	0	9,357	56,257	34.70
Mar-57	0	158,054	0	49,207	0	49,207	96,107	37.60
Apr-57	0	210,016	0	146,397	0	146,397	168,990	43.36
May-57	0	243,336	0	141,767	0	141,767	168,990	45.90
Jun-57	0	249,062	0	36,691	0	36,691	168,990	45.90
Jul-57	0	242,054	0	4,020	0	4,020	138,010	44.65
Aug-57	0	238,371	0	2,335	0	2,335	107,361	41.72
Sep-57	0	241,010	0	8,830	0	8,830	87,020	39.00
Oct-57	0	276,061	0	146,160	0	146,160	168,990	42.69
Nov-57	0	349,340	0	255,753	0	255,753	168,990	45.90
Dec-57	0	368,431	0	62,532	0	62,532	168,990	45.90
Jan-58	0	428,545	0	293,967	0	293,967	168,990	45.90
Feb-58	0	430,260	28,275	130,587	0	158,863	168,990	45.90
Mar-58	0	430,260	4,672	23,101	0	27,773	161,763	45.60
Apr-58	0	430,260	7,455	30,340	0	37,796	168,990	45.90
May-58	0	430,260	23,913	97,097	0	121,010	168,990	45.90
Jun-58	0	419,112	0	4,417	0	4,417	138,407	44.66
Jul-58	0	416,797	0	2,584	0	2,584	107,655	41.73
Aug-58	0	411,395	0	2,211	0	2,211	82,327	38.80
Sep-58	0	430,260	899	26,477	0	27,376	80,864	37.00
Oct-58	0	430,260	4,073	22,986	0	27,059	87,143	37.80
Nov-58	12,880	418,811	12,880	7,735	0	20,615	79,900	37.30
Dec-58	22,029	398,306	22,029	5,189	0	27,218	79,900	36.90
Jan-59	19,182	385,114	19,182	7,868	0	27,049	79,900	36.90
Feb-59	0	419,964	0	81,134	0	81,134	135,312	40.45
Mar-59	0	423,659	0	14,434	0	14,434	131,146	43.53
Apr-59	0	430,260	100,959	462,192	0	563,151	168,990	44.67
May-59	0	430,260	15,235	111,123	0	126,357	168,990	45.90
Jun-59	0	428,576	0	39,287	0	39,287	168,990	45.90
Jul-59	0	430,260	4,092	15,515	0	19,607	153,597	45.26
Aug-59	0	430,260	5,562	17,972	0	23,534	153,335	45.07

(1) Month-Yr	(19) Surface Area (acre)	(20) Precip. (in)	(21) Lake Evap. (in)	(22) Usable Water (acre-ft)	(23) Diversion SJRA (acre-ft)	(24) Diversion COH (acre-ft)	(25) EOM Storage (acre-ft)	(26) Lk Houston Outflow (acre-ft)
May-54	9,410	2.70	5.21	98,047	7,500	19,500	71,047	0
Jun-54	8,164	1.24	6.63	76,233	7,500	19,500	49,233	0
Jul-54	7,685	4.86	6.66	89,417	7,500	19,500	62,418	0
Aug-54	7,804	3.89	5.73	78,703	7,500	19,500	51,703	0
Sep-54	7,390	0.49	5.46	76,839	7,500	19,500	49,839	0
Oct-54	7,332	6.98	3.32	82,136	7,500	19,500	55,136	0
Nov-54	7,508	1.74	1.66	79,950	7,500	19,500	52,950	0
Dec-54	7,449	1.42	0.86	80,247	7,500	19,500	53,248	0
Jan-55	7,567	5.57	0.64	85,558	7,500	19,500	58,559	0
Feb-55	10,933	6.03	0.85	160,990	7,500	19,500	133,990	74,405
Mar-55	12,477	0.93	1.93	142,388	7,500	19,500	115,388	0
Apr-55	11,939	3.51	3.36	143,238	7,500	19,500	116,239	0
May-55	11,355	3.54	5.21	122,542	7,500	19,500	95,542	0
Jun-55	9,844	1.56	6.63	96,224	7,500	19,500	69,224	0
Jul-55	8,104	2.01	6.66	76,759	7,500	19,500	49,760	0
Aug-55	7,332	10.10	5.73	82,570	7,500	19,500	55,570	0
Sep-55	7,567	5.34	5.46	79,824	7,500	19,500	52,824	0
Oct-55	7,449	0.63	3.32	78,230	7,500	19,500	51,230	0
Nov-55	7,390	1.06	1.66	79,530	7,500	19,500	52,531	0
Dec-55	7,449	1.60	0.86	80,359	7,500	19,500	53,359	0
Jan-56	7,449	3.96	0.64	81,961	7,500	19,500	54,961	0
Feb-56	7,804	2.42	0.85	88,354	7,500	19,500	61,355	0
Mar-56	7,744	0.78	1.93	79,158	7,500	19,500	52,158	0
Apr-56	7,390	1.84	3.36	78,964	7,500	19,500	51,964	0
May-56	7,218	3.32	5.21	74,011	7,500	19,500	47,011	0
Jun-56	6,121	4.07	6.63	49,762	801	2,061	46,900	0
Jul-56	6,074	0.38	6.66	46,273	0	0	46,273	0
Aug-56	5,980	0.38	5.73	45,035	0	0	45,035	0
Sep-56	5,887	1.88	5.46	44,857	0	0	44,857	0
Oct-56	5,841	2.66	3.32	45,984	0	0	45,984	0
Nov-56	5,980	1.52	1.66	47,986	304	782	46,900	0
Dec-56	6,312	5.11	0.86	57,841	3,063	7,877	46,900	0
Jan-57	6,074	0.91	0.64	50,381	975	2,506	46,900	0
Feb-57	6,312	2.46	0.85	57,103	2,857	7,346	46,900	0
Mar-57	7,864	11.42	1.93	102,326	7,500	19,500	75,326	0
Apr-57	11,485	8.07	3.36	160,990	7,500	19,500	133,990	65,241
May-57	13,262	1.87	5.21	160,990	7,500	19,500	133,990	111,076
Jun-57	13,262	3.96	6.63	160,990	7,500	19,500	133,990	6,741
Jul-57	12,338	0.84	6.66	132,026	7,500	19,500	105,027	0
Aug-57	10,425	3.23	5.73	105,190	7,500	19,500	78,190	0
Sep-57	8,712	8.29	5.46	89,075	7,500	19,500	62,075	0
Oct-57	11,050	11.53	3.32	160,990	7,500	19,500	133,990	54,805
Nov-57	13,262	6.70	1.66	160,990	7,500	19,500	133,990	234,323
Dec-57	13,262	1.83	0.86	160,990	7,500	19,500	133,990	36,605
Jan-58	13,262	4.69	0.64	160,990	7,500	19,500	133,990	271,443
Feb-58	13,262	3.59	0.85	160,990	7,500	19,500	133,990	134,891
Mar-58	13,030	1.47	1.93	160,990	7,500	19,500	133,990	274
Apr-58	13,262	2.58	3.36	160,990	7,500	19,500	133,990	9,934
May-58	13,262	2.40	5.21	160,990	7,500	19,500	133,990	90,905
Jun-58	12,345	0.47	6.63	132,070	7,500	19,500	105,071	0
Jul-58	10,431	6.04	6.66	107,116	7,500	19,500	80,116	0
Aug-58	8,590	3.16	5.73	80,487	7,500	19,500	53,488	0
Sep-58	7,508	15.40	5.46	87,083	7,500	19,500	60,083	0
Oct-58	7,984	2.03	3.32	86,284	7,500	19,500	59,285	0
Nov-58	7,685	1.32	1.66	79,682	7,500	19,500	52,682	0
Dec-58	7,449	0.78	0.86	79,850	7,500	19,500	52,850	0
Jan-59	7,449	2.70	0.64	81,179	7,500	19,500	54,179	0
Feb-59	9,618	11.33	0.85	143,712	7,500	19,500	116,712	0
Mar-59	11,596	1.58	1.93	130,808	7,500	19,500	103,808	0
Apr-59	12,352	7.76	3.36	160,990	7,500	19,500	133,990	510,498
May-59	13,262	6.20	5.21	160,990	7,500	19,500	133,990	100,452
Jun-59	13,262	2.78	6.63	160,990	7,500	19,500	133,990	8,032
Jul-59	12,774	9.67	6.66	156,801	7,500	19,500	129,802	0
Aug-59	12,634	8.45	5.73	156,199	7,500	19,500	129,199	0

(1) Month-Yr	(2) Inflow C4' (acre-ft)	(3) Available Water (acre-ft)	(4) Water Surface Elev.	(5) Surface Area (acre)	(6) Precip. (in)	(7) Lake Evap. (in)	(8) Usable Water (acre-ft)	(9) Diversion (Gulf St) (acre-ft)
Sep-59	826	431,086	201.01	20,992	4.47	5.73	428,885	467
Oct-59	5,534	433,952	201.04	21,014	5.41	3.49	437,329	467
Nov-59	8,674	438,934	201.20	21,130	1.79	1.74	439,009	467
Dec-59	22,701	452,961	201.53	21,369	5.02	0.90	440,260	467
Jan-60	21,116	451,376	201.49	21,340	1.93	0.67	440,260	467
Feb-60	31,908	462,168	201.74	21,522	3.69	0.89	440,260	467
Mar-60	8,112	438,372	201.18	21,116	0.36	2.03	435,435	467
Apr-60	5,663	435,923	201.13	21,079	1.33	3.53	432,071	467
May-60	15,286	445,546	201.35	21,239	0.85	5.47	437,361	467
Jun-60	59,123	465,260	201.81	21,572	13.78	6.96	440,260	467
Jul-60	29,646	459,906	201.69	21,485	2.20	6.99	440,260	467
Aug-60	19,743	450,003	201.46	21,319	6.97	6.02	440,260	467
Sep-60	4,534	434,794	201.10	21,058	0.57	5.73	425,740	467
Oct-60	37,601	462,875	201.64	21,449	6.88	3.49	440,260	467
Nov-60	68,029	465,260	201.81	21,572	3.47	1.74	440,260	467
Dec-60	56,330	465,260	201.81	21,572	8.43	0.90	440,260	467
Jan-61	75,999	465,260	201.81	21,572	4.17	0.67	440,260	467
Feb-61	70,838	465,260	201.81	21,572	3.65	0.89	440,260	467
Mar-61	8,812	439,072	201.20	21,130	1.73	2.03	438,549	467
Apr-61	10,537	440,797	201.24	21,159	2.27	3.53	438,588	467
May-61	3,126	433,386	201.07	21,036	3.37	5.47	429,712	467
Jun-61	9,800	439,046	201.18	21,116	10.44	6.96	440,260	467
Jul-61	25,935	456,195	201.60	21,420	9.47	6.99	440,260	467
Aug-61	2,455	432,715	201.05	21,021	3.92	6.02	429,043	467
Sep-61	45,295	465,260	201.78	21,551	7.42	5.73	440,260	467
Oct-61	2,550	432,810	201.05	21,021	0.05	3.49	426,785	467
Nov-61	4,323	430,642	200.91	20,921	9.59	1.74	440,260	467
Dec-61	9,053	439,313	201.21	21,137	3.11	0.90	440,260	467
Jan-62	15,051	445,311	201.35	21,239	1.63	0.67	440,260	467
Feb-62	8,009	438,269	201.18	21,116	0.67	0.89	437,873	467
Mar-62	5,025	435,285	201.11	21,065	0.88	2.03	433,279	467
Apr-62	6,656	436,916	201.15	21,094	4.52	3.53	438,663	467
May-62	5,466	435,726	201.12	21,072	1.08	5.47	428,018	467
Jun-62	3,561	431,112	200.95	20,950	6.96	6.96	431,103	467
Jul-62	1,756	432,016	201.04	21,014	0.07	6.99	419,885	467
Aug-62	556	419,975	200.48	20,616	2.60	6.02	414,112	467
Sep-62	2,266	415,911	200.24	20,445	3.73	5.73	412,501	467
Oct-62	848	397,329	199.36	19,837	2.93	3.49	396,414	467
Nov-62	3,481	376,608	198.22	19,075	5.34	1.74	382,325	467
Dec-62	29,046	410,904	199.33	19,816	4.49	0.90	416,832	467
Jan-63	20,372	436,738	200.82	20,857	2.90	0.67	440,260	467
Feb-63	15,324	445,584	201.35	21,239	2.44	0.89	440,260	467
Mar-63	6,025	436,285	201.14	21,087	0.52	2.03	433,632	467
Apr-63	10,270	440,530	201.24	21,159	0.86	3.53	435,834	467
May-63	3,173	433,433	201.07	21,036	0.58	5.47	424,865	467
Jun-63	1,782	426,181	200.75	20,808	7.32	6.96	426,807	467
Jul-63	3,226	429,566	200.88	20,900	1.96	6.99	420,792	467
Aug-63	705	421,030	200.53	20,651	1.74	6.02	413,669	467
Sep-63	438	410,586	200.03	20,296	1.82	5.73	403,973	467
Oct-63	407	377,606	198.36	19,168	0.28	3.49	372,489	467
Nov-63	2,884	348,676	196.74	18,121	5.38	1.74	354,163	467
Dec-63	7,436	343,485	196.32	17,848	4.54	0.90	348,895	467
Jan-64	9,347	357,775	197.06	18,328	2.72	0.67	360,898	467
Feb-64	12,912	373,344	197.80	18,802	4.67	0.89	379,265	467
Mar-64	24,136	402,934	199.05	19,624	2.11	2.03	403,064	467
Apr-64	18,094	420,692	200.09	20,339	1.53	3.53	417,309	467
May-64	7,024	423,867	200.51	20,637	2.12	5.47	418,096	467
Jun-64	6,685	424,314	200.54	20,658	1.78	6.96	415,388	467
Jul-64	735	415,657	200.27	20,467	1.58	6.99	406,423	467
Aug-64	544	406,501	199.82	20,152	2.45	6.02	400,517	467
Sep-64	2,354	402,405	199.57	19,980	6.35	5.73	403,440	467
Oct-64	2,802	405,775	199.73	20,090	2.21	3.49	403,637	467
Nov-64	13,627	398,265	199.08	19,645	4.02	1.74	401,998	467
Dec-64	9,171	410,702	199.82	20,152	5.24	0.90	417,978	467

(1) Month-Yr	(10) D.S. Calls (acre-ft)	(11) EOM Storage (acre-ft)	(12) Total Outflow (acre-ft)	(13) Lk Houston Gain (acre-ft)	(14) Luce Bayou Transbasin (acre-ft)	(15) Total Inflow Lk Houston (acre-ft)	(17) Available Water (acre-ft)	(18) Water Surface Elev.
Sep-59	0	428,418	0	7,031	0	7,031	136,230	44.37
Oct-59	0	430,260	6,602	21,915	0	28,517	137,038	43.42
Nov-59	0	430,260	8,283	35,333	0	43,616	155,998	44.51
Dec-59	0	430,260	29,565	89,415	0	118,980	168,990	45.70
Jan-60	0	430,260	22,881	111,397	0	134,278	168,990	45.90
Feb-60	0	430,260	36,466	178,524	0	214,991	168,990	45.90
Mar-60	0	430,260	4,708	30,795	0	35,504	168,990	45.90
Apr-60	0	430,260	1,344	25,055	0	26,399	160,389	45.54
May-60	0	430,260	6,635	63,922	0	70,557	168,990	45.79
Jun-60	0	430,260	70,915	373,912	0	444,827	168,990	45.90
Jul-60	0	430,260	20,597	159,689	0	180,285	168,990	45.90
Aug-60	0	430,260	20,979	89,046	0	110,025	168,990	45.90
Sep-60	0	425,273	0	25,455	0	25,455	159,445	45.50
Oct-60	0	430,260	38,216	182,214	0	220,430	168,990	45.62
Nov-60	0	430,260	70,664	314,687	0	385,351	168,990	45.90
Dec-60	0	430,260	69,398	267,944	0	337,342	168,990	45.90
Jan-61	0	430,260	81,827	333,075	0	414,902	168,990	45.90
Feb-61	0	430,260	75,324	434,524	0	509,848	168,990	45.90
Mar-61	0	430,260	7,823	36,067	0	43,889	168,990	45.90
Apr-61	0	430,260	7,861	42,843	0	50,704	168,990	45.90
May-61	0	429,245	0	10,442	0	10,442	144,432	44.88
Jun-61	0	430,260	14,446	126,551	0	140,997	168,990	45.14
Jul-61	0	430,260	29,882	139,230	0	169,112	168,990	45.90
Aug-61	0	428,576	0	11,771	0	11,771	145,761	44.93
Sep-61	0	430,260	46,168	311,678	0	357,846	168,990	45.20
Oct-61	0	426,319	0	10,557	0	10,557	144,547	44.89
Nov-61	0	430,260	13,592	21,078	0	34,670	148,810	44.26
Dec-61	0	430,260	12,476	28,622	0	41,099	168,990	45.75
Jan-62	0	430,260	16,273	43,248	0	59,521	168,990	45.90
Feb-62	0	430,260	7,146	28,813	0	35,960	168,990	45.90
Mar-62	0	430,260	2,552	17,258	0	19,810	153,800	45.26
Apr-62	0	430,260	7,936	26,981	0	34,917	160,664	45.21
May-62	0	427,552	0	15,907	0	15,907	149,897	45.10
Jun-62	0	430,260	376	15,016	0	15,392	134,008	43.76
Jul-62	0	419,418	0	6,945	0	6,945	114,707	42.25
Aug-62	0	413,645	0	3,934	0	3,934	85,729	39.10
Sep-62	15,554	396,481	15,554	7,781	0	23,334	79,900	37.10
Oct-62	22,821	373,127	22,821	5,119	0	27,939	79,900	36.80
Nov-62	0	381,858	0	27,721	0	27,721	80,498	36.90
Dec-62	0	416,366	0	100,321	0	100,321	156,314	41.71
Jan-63	0	430,260	9,892	67,963	0	77,855	168,990	45.85
Feb-63	0	430,260	17,603	76,908	0	94,511	168,990	45.90
Mar-63	0	430,260	2,906	21,918	0	24,823	158,813	45.47
Apr-63	0	430,260	5,107	27,064	0	32,172	162,498	45.48
May-63	0	424,398	0	10,874	0	10,874	143,741	44.82
Jun-63	0	426,340	0	6,217	0	6,217	118,194	42.65
Jul-63	0	420,325	0	11,209	0	11,209	103,469	40.80
Aug-63	3,055	410,147	3,055	4,131	0	7,185	79,900	38.20
Sep-63	26,308	377,199	26,308	3,351	0	29,659	79,900	36.70
Oct-63	26,230	345,792	26,230	2,921	0	29,150	79,900	36.70
Nov-63	17,647	336,049	17,647	11,198	0	28,845	79,900	36.80
Dec-63	0	348,428	0	26,012	0	26,012	81,412	37.20
Jan-64	0	360,432	0	27,722	0	27,722	84,657	37.50
Feb-64	0	378,799	0	51,501	0	51,501	110,622	39.20
Mar-64	0	402,597	0	105,240	0	105,240	168,990	43.91
Apr-64	0	416,842	0	73,009	0	73,009	168,990	45.90
May-64	0	417,629	0	33,239	0	33,239	167,229	45.83
Jun-64	0	414,921	0	25,228	0	25,228	159,218	45.49
Jul-64	0	405,957	0	4,359	0	4,359	131,463	44.05
Aug-64	0	400,050	0	3,697	0	3,697	103,206	41.19
Sep-64	0	402,973	0	7,048	0	7,048	80,632	38.30
Oct-64	18,533	384,638	18,533	6,837	0	25,370	79,900	37.00
Nov-64	0	401,531	0	36,711	0	36,711	89,004	37.40
Dec-64	0	417,511	0	26,078	0	26,078	89,773	38.20

(1) Month-Yr	(19) Surface Area (acre)	(20) Precip. (in)	(21) Lake Evap. (in)	(22) Usable Water (acre-ft)	(23) Diversion SJRA (acre-ft)	(24) Diversion COH (acre-ft)	(25) EOM Storage (acre-ft)	(26) Lk Houston Outflow (acre-ft)
Sep-59	12,150	4.76	5.46	135,521	7,500	19,500	108,522	0
Oct-59	11,524	5.76	3.32	139,382	7,500	19,500	112,382	0
Nov-59	12,243	1.90	1.66	156,243	7,500	19,500	129,243	0
Dec-59	13,106	5.34	0.86	160,990	7,500	19,500	133,990	92,126
Jan-60	13,262	2.05	0.64	160,990	7,500	19,500	133,990	108,837
Feb-60	13,262	3.93	0.85	160,990	7,500	19,500	133,990	191,395
Mar-60	13,262	0.38	1.93	160,990	7,500	19,500	133,990	6,791
Apr-60	12,984	1.42	3.36	158,290	7,500	19,500	131,290	0
May-60	13,176	0.90	5.21	160,990	7,500	19,500	133,990	36,125
Jun-60	13,262	14.66	6.63	160,990	7,500	19,500	133,990	426,701
Jul-60	13,262	2.34	6.66	160,990	7,500	19,500	133,990	148,511
Aug-60	13,262	7.42	5.73	160,990	7,500	19,500	133,990	84,893
Sep-60	12,954	0.61	5.46	154,209	7,500	19,500	127,209	0
Oct-60	13,045	7.32	3.32	160,990	7,500	19,500	133,990	190,998
Nov-60	13,262	3.69	1.66	160,990	7,500	19,500	133,990	360,595
Dec-60	13,262	8.97	0.86	160,990	7,500	19,500	133,990	319,305
Jan-61	13,262	4.44	0.64	160,990	7,500	19,500	133,990	392,102
Feb-61	13,262	3.88	0.85	160,990	7,500	19,500	133,990	486,197
Mar-61	13,262	1.84	1.93	160,990	7,500	19,500	133,990	16,790
Apr-61	13,262	2.42	3.36	160,990	7,500	19,500	133,990	22,666
May-61	12,498	3.59	5.21	142,745	7,500	19,500	115,745	0
Jun-61	12,686	11.11	6.63	160,990	7,500	19,500	133,990	100,488
Jul-61	13,262	10.07	6.66	160,990	7,500	19,500	133,990	145,881
Aug-61	12,534	4.17	5.73	144,132	7,500	19,500	117,132	0
Sep-61	12,730	7.89	5.46	160,990	7,500	19,500	133,990	316,566
Oct-61	12,505	0.05	3.32	141,139	7,500	19,500	114,139	0
Nov-61	12,078	10.20	1.66	157,405	7,500	19,500	130,405	0
Dec-61	13,145	3.31	0.86	160,990	7,500	19,500	133,990	13,198
Jan-62	13,262	1.73	0.64	160,990	7,500	19,500	133,990	33,726
Feb-62	13,262	0.71	0.85	160,990	7,500	19,500	133,990	8,805
Mar-62	12,774	0.94	1.93	152,746	7,500	19,500	125,746	0
Apr-62	12,737	4.81	3.36	160,990	7,500	19,500	133,990	1,213
May-62	12,656	1.15	5.21	145,615	7,500	19,500	118,615	0
Jun-62	11,748	7.40	6.63	134,761	7,500	19,500	107,762	0
Jul-62	10,764	0.07	6.66	108,795	7,500	19,500	81,796	0
Aug-62	8,774	2.77	5.73	83,565	7,500	19,500	56,565	0
Sep-62	7,567	3.97	5.46	78,960	7,500	19,500	51,960	0
Oct-62	7,390	3.12	3.32	79,777	7,500	19,500	52,777	0
Nov-62	7,449	5.68	1.66	82,993	7,500	19,500	55,993	0
Dec-62	10,418	4.78	0.86	159,717	7,500	19,500	132,717	0
Jan-63	13,223	3.09	0.64	160,990	7,500	19,500	133,990	52,283
Feb-63	13,262	2.60	0.85	160,990	7,500	19,500	133,990	69,445
Mar-63	12,931	0.55	1.93	157,326	7,500	19,500	130,326	0
Apr-63	12,939	0.92	3.36	159,867	7,500	19,500	132,867	0
May-63	12,456	0.62	5.21	138,977	7,500	19,500	111,977	0
Jun-63	11,024	7.79	6.63	119,259	7,500	19,500	92,260	0
Jul-63	9,838	2.08	6.66	99,714	7,500	19,500	72,714	0
Aug-63	8,224	1.85	5.73	77,241	7,500	19,500	50,241	0
Sep-63	7,332	1.94	5.46	77,749	7,500	19,500	50,749	0
Oct-63	7,332	0.30	3.32	78,055	7,500	19,500	51,055	0
Nov-63	7,390	5.72	1.66	82,400	7,500	19,500	55,400	0
Dec-63	7,626	4.83	0.86	83,935	7,500	19,500	56,936	0
Jan-64	7,804	2.89	0.64	86,121	7,500	19,500	59,121	0
Feb-64	8,836	4.97	0.85	113,655	7,500	19,500	86,656	0
Mar-64	11,847	2.24	1.93	160,990	7,500	19,500	133,990	31,212
Apr-64	13,262	1.63	3.36	160,990	7,500	19,500	133,990	44,097
May-64	13,207	2.25	5.21	160,990	7,500	19,500	133,990	2,981
Jun-64	12,946	1.89	6.63	154,104	7,500	19,500	127,104	0
Jul-64	11,939	1.68	6.66	126,509	7,500	19,500	99,509	0
Aug-64	10,086	2.61	5.73	100,584	7,500	19,500	73,584	0
Sep-64	8,285	6.76	5.46	81,530	7,500	19,500	54,530	0
Oct-64	7,508	2.35	3.32	79,293	7,500	19,500	52,293	0
Nov-64	7,744	4.28	1.66	90,695	7,500	19,500	63,695	0
Dec-64	8,224	5.57	0.86	93,001	7,500	19,500	66,001	0

(1) Month-Yr	(2) Inflow C4' (acre-ft)	(3) Available Water (acre-ft)	(4) Water Surface Elev.	(5) Surface Area (acre)	(6) Precip. (in)	(7) Lake Evap. (in)	(8) Usable Water (acre-ft)	(9) Diversions (Gulf St) (acre-ft)
Jan-65	34,250	451,761	201.20	21,130	1.76	0.67	440,260	467
Feb-65	50,422	465,260	201.81	21,572	3.07	0.89	440,260	467
Mar-65	7,965	438,225	201.18	21,116	0.76	2.03	435,999	467
Apr-65	6,173	436,433	201.14	21,087	0.89	3.53	431,802	467
May-65	8,289	438,549	201.19	21,123	6.14	5.47	439,724	467
Jun-65	9,388	439,648	201.21	21,137	2.90	6.96	432,485	467
Jul-65	635	430,895	201.01	20,992	1.48	6.99	421,244	467
Aug-65	462	421,239	200.55	20,666	2.15	6.02	414,585	467
Sep-65	185	414,303	200.22	20,431	3.35	5.73	410,240	467
Oct-65	821	410,594	200.02	20,289	2.90	3.49	409,611	467
Nov-65	2,616	396,055	199.25	19,761	4.53	1.74	400,646	467
Dec-65	18,079	408,902	199.50	19,933	5.78	0.90	417,005	467
Jan-66	14,051	430,590	200.67	20,751	4.19	0.67	436,677	467
Feb-66	32,498	462,758	201.76	21,536	7.29	0.89	440,260	467
Mar-66	10,406	440,666	201.24	21,159	2.07	2.03	440,260	467
Apr-66	38,922	465,260	201.81	21,572	7.50	3.53	440,260	467
May-66	33,985	464,245	201.79	21,558	10.54	5.47	440,260	467
Jun-66	2,443	432,703	201.05	21,021	4.15	6.96	427,786	467
Jul-66	608	427,927	200.87	20,893	1.36	6.99	418,125	467
Aug-66	738	418,397	200.40	20,559	6.68	6.02	419,539	467
Sep-66	2,420	421,492	200.51	20,637	3.77	5.73	418,115	467
Oct-66	2,464	420,113	200.44	20,587	5.12	3.49	422,922	467
Nov-66	747	421,020	200.53	20,651	1.47	1.74	420,544	467
Dec-66	2,012	400,949	199.51	19,939	1.44	0.90	401,838	467
Jan-67	2,329	381,846	198.53	19,280	2.27	0.67	384,406	467
Feb-67	2,337	366,965	197.74	18,764	2.04	0.89	368,759	467
Mar-67	2,276	351,016	196.89	18,219	1.72	2.03	350,551	467
Apr-67	6,429	335,756	195.90	17,577	4.15	3.53	336,674	467
May-67	2,676	331,060	195.70	17,451	2.39	5.47	326,576	467
Jun-67	5,177	313,146	194.60	16,770	0.16	6.96	303,640	467
Jul-67	404	294,899	193.00	15,820	7.30	6.99	295,308	467
Aug-67	468	268,020	191.00	14,700	1.50	6.02	262,492	467
Sep-67	7,482	246,725	190.00	14,165	4.55	5.73	245,328	467
Oct-67	720	245,582	190.00	14,165	2.99	3.49	244,996	467
Nov-67	744	228,840	189.00	13,660	0.47	1.74	227,391	467
Dec-67	4,555	208,679	187.00	12,685	4.72	0.90	212,713	467
Jan-68	40,071	238,022	188.00	13,165	7.54	0.67	245,556	467
Feb-68	3,556	248,645	190.00	14,165	1.87	0.89	249,800	467
Mar-68	10,288	259,621	191.00	14,700	2.74	2.03	260,501	467
Apr-68	32,008	292,042	192.00	15,255	2.84	3.53	291,166	467
May-68	54,536	345,236	195.00	17,010	12.45	5.47	355,123	467
Jun-68	88,714	443,370	199.46	19,905	10.51	6.96	440,260	467
Jul-68	7,024	437,284	201.16	21,101	6.10	6.99	435,715	467
Aug-68	817	431,077	201.01	20,992	2.73	6.02	425,321	467
Sep-68	2,599	427,454	200.80	20,843	3.64	5.73	423,814	467
Oct-68	8,700	432,048	200.87	20,893	3.68	3.49	432,378	467
Nov-68	8,876	439,136	201.20	21,130	2.55	1.74	440,260	467
Dec-68	42,511	465,260	201.81	21,572	1.12	0.90	440,260	467
Jan-69	5,113	435,373	201.11	21,065	2.58	0.67	438,715	467
Feb-69	45,519	465,260	201.81	21,572	4.99	0.89	440,260	467
Mar-69	50,832	465,260	201.81	21,572	2.99	2.03	440,260	467
Apr-69	35,052	465,260	201.81	21,572	3.14	3.53	440,260	467
May-69	44,393	465,260	201.81	21,572	4.45	5.47	440,260	467
Jun-69	2,426	432,686	201.05	21,021	1.42	6.96	422,977	467
Jul-69	562	423,073	200.63	20,722	3.66	6.99	417,311	467
Aug-69	325	417,170	200.35	20,524	2.51	6.02	411,172	467
Sep-69	1,780	412,485	200.09	20,339	5.72	5.73	412,455	467
Oct-69	416	398,550	199.43	19,885	3.10	3.49	397,914	467
Nov-69	629	375,389	198.23	19,082	2.00	1.74	375,801	467
Dec-69	1,979	360,117	197.39	18,540	4.12	0.90	365,083	467
Jan-70	2,450	350,482	196.85	18,193	1.81	0.67	352,214	467
Feb-70	2,519	338,868	196.20	17,770	2.37	0.89	341,055	467
Mar-70	18,667	344,713	196.08	17,692	4.78	2.03	348,765	467
Apr-70	13,201	361,499	197.16	18,392	2.08	3.53	359,276	467

(1) Month-Yr	(10) D.S. Calls (acre-ft)	(11) EOM Storage (acre-ft)	(12) Total Outflow (acre-ft)	(13) Lk Houston Gain (acre-ft)	(14) Luce Bayou Transbasin (acre-ft)	(15) Total Inflow Lk Houston (acre-ft)	(17) Available Water (acre-ft)	(18) Water Surface Elev.
Jan-65	0	430,260	22,946	84,340	0	107,286	168,990	42.90
Feb-65	0	430,260	53,877	178,000	0	231,877	168,990	45.90
Mar-65	0	430,260	5,272	23,081	0	28,354	162,344	45.62
Apr-65	0	430,260	1,076	16,836	0	17,912	151,902	45.19
May-65	0	430,260	8,997	44,030	0	53,028	168,990	45.41
Jun-65	0	430,260	1,759	35,036	0	36,795	168,990	45.90
Jul-65	0	420,777	0	4,608	0	4,608	138,598	44.67
Aug-65	0	414,118	0	3,941	0	3,941	110,300	41.95
Sep-65	0	409,773	0	6,042	0	6,042	86,311	39.10
Oct-65	15,706	393,439	15,706	6,272	0	21,977	79,900	37.20
Nov-65	9,356	390,823	9,356	17,790	0	27,146	79,900	36.90
Dec-65	0	416,538	0	72,304	0	72,304	127,165	40.02
Jan-66	0	430,260	5,950	60,029	0	65,980	168,990	44.69
Feb-66	0	430,260	43,504	180,570	0	224,073	168,990	45.90
Mar-66	0	430,260	10,012	36,160	0	46,172	168,990	45.90
Apr-66	0	430,260	45,598	136,044	0	181,641	168,990	45.90
May-66	0	430,260	42,621	213,962	0	256,583	168,990	45.90
Jun-66	0	427,319	0	14,154	0	14,154	148,144	45.03
Jul-66	0	417,658	0	4,672	0	4,672	123,494	43.26
Aug-66	0	419,073	0	8,673	0	8,673	100,209	40.58
Sep-66	0	417,649	0	16,337	0	16,337	90,662	39.00
Oct-66	2,182	420,273	2,182	15,108	0	17,290	79,900	37.50
Nov-66	21,140	398,937	21,140	4,474	0	25,615	79,900	37.00
Dec-66	21,854	379,517	21,854	5,208	0	27,062	79,900	36.90
Jan-67	19,312	364,628	19,312	7,272	0	26,584	79,900	36.90
Feb-67	19,552	348,740	19,552	6,349	0	25,901	79,900	37.00
Mar-67	20,757	329,327	20,757	5,417	0	26,174	79,900	36.90
Apr-67	7,824	328,384	7,824	19,238	0	27,062	79,900	36.90
May-67	18,141	307,969	18,141	8,201	0	26,342	79,900	36.90
Jun-67	8,679	294,495	8,679	19,978	0	28,657	79,900	36.80
Jul-67	27,290	267,552	27,290	3,688	0	30,978	79,900	36.60
Aug-67	22,782	239,244	22,782	3,545	0	26,327	79,900	36.90
Sep-67	0	244,862	0	32,156	0	32,156	82,492	36.90
Oct-67	16,433	228,096	16,433	8,360	0	24,792	79,900	37.00
Nov-67	22,800	204,124	22,800	4,287	0	27,087	79,900	36.90
Dec-67	14,295	197,951	14,295	13,425	0	27,720	79,900	36.80
Jan-68	0	245,089	0	163,765	0	163,765	168,990	42.35
Feb-68	0	249,333	0	11,621	0	11,621	145,611	44.93
Mar-68	0	260,034	0	35,851	0	35,851	155,653	44.77
Apr-68	0	290,699	0	92,705	0	92,705	168,990	45.72
May-68	0	354,656	0	379,276	0	379,276	168,990	45.90
Jun-68	0	430,260	18,528	419,691	0	438,219	168,990	45.90
Jul-68	0	430,260	4,989	35,504	0	40,492	168,990	45.90
Aug-68	0	424,855	0	6,805	0	6,805	140,795	44.75
Sep-68	0	423,348	0	26,006	0	26,006	136,875	43.52
Oct-68	0	430,260	1,651	39,174	0	40,825	149,164	44.00
Nov-68	0	430,260	9,825	44,410	0	54,236	168,990	45.43
Dec-68	0	430,260	42,432	159,846	0	202,278	168,990	45.90
Jan-69	0	430,260	7,988	20,809	0	28,797	162,787	45.64
Feb-69	0	430,260	52,421	302,232	0	354,653	168,990	45.90
Mar-69	0	430,260	52,096	192,660	0	244,756	168,990	45.90
Apr-69	0	430,260	33,887	109,735	0	143,622	168,990	45.90
May-69	0	430,260	42,085	162,798	0	204,883	168,990	45.90
Jun-69	0	422,510	0	8,133	0	8,133	142,123	44.80
Jul-69	0	416,844	0	5,125	0	5,125	114,939	42.37
Aug-69	0	410,705	0	3,660	0	3,660	89,097	39.50
Sep-69	13,854	398,134	13,854	6,248	0	20,103	79,900	37.30
Oct-69	22,688	374,760	22,688	3,915	0	26,603	79,900	36.90
Nov-69	17,197	358,138	17,197	9,815	0	27,012	79,900	36.90
Dec-69	16,584	348,032	16,584	10,124	0	26,708	79,900	36.90
Jan-70	15,398	336,349	15,398	9,417	0	24,815	79,900	37.00
Feb-70	14,542	326,046	14,542	11,650	0	26,193	79,900	36.90
Mar-70	0	348,299	0	83,668	0	83,668	137,604	40.56
Apr-70	0	358,809	0	57,904	0	57,904	168,990	45.03

(1) Month-Yr	(19) Surface Area (acre)	(20) Precip. (in)	(21) Lake Evap. (in)	(22) Usable Water (acre-ft)	(23) Diversion SJRA (acre-ft)	(24) Diversion COH (acre-ft)	(25) EOM Storage (acre-ft)	(26) Lk Houston Outflow (acre-ft)
Jan-65	11,186	1.87	0.64	160,990	7,500	19,500	133,990	13,445
Feb-65	13,262	3.27	0.85	160,990	7,500	19,500	133,990	207,551
Mar-65	13,045	0.81	1.93	160,990	7,500	19,500	133,990	136
Apr-65	12,723	0.95	3.36	149,347	7,500	19,500	122,347	0
May-65	12,886	6.53	5.21	160,990	7,500	19,500	133,990	15,803
Jun-65	13,262	3.08	6.63	160,990	7,500	19,500	133,990	5,871
Jul-65	12,352	1.57	6.66	133,359	7,500	19,500	106,359	0
Aug-65	10,572	2.29	5.73	107,269	7,500	19,500	80,269	0
Sep-65	8,774	3.56	5.46	84,922	7,500	19,500	57,922	0
Oct-65	7,626	3.09	3.32	79,754	7,500	19,500	52,754	0
Nov-65	7,449	4.82	1.66	81,861	7,500	19,500	54,862	0
Dec-65	9,347	6.15	0.86	131,286	7,500	19,500	104,286	0
Jan-66	12,365	4.46	0.64	160,990	7,500	19,500	133,990	13,212
Feb-66	13,262	7.75	0.85	160,990	7,500	19,500	133,990	204,699
Mar-66	13,262	2.20	1.93	160,990	7,500	19,500	133,990	19,471
Apr-66	13,262	7.98	3.36	160,990	7,500	19,500	133,990	159,748
May-66	13,262	11.21	5.21	160,990	7,500	19,500	133,990	236,214
Jun-66	12,606	4.42	6.63	145,822	7,500	19,500	118,822	0
Jul-66	11,420	1.45	6.66	118,536	7,500	19,500	91,536	0
Aug-66	9,699	7.11	5.73	101,325	7,500	19,500	74,325	0
Sep-66	8,712	4.01	5.46	89,609	7,500	19,500	62,610	0
Oct-66	7,804	5.45	3.32	81,285	7,500	19,500	54,285	0
Nov-66	7,508	1.56	1.66	79,837	7,500	19,500	52,837	0
Dec-66	7,449	1.53	0.86	80,316	7,500	19,500	53,316	0
Jan-67	7,449	2.41	0.64	80,998	7,500	19,500	53,999	0
Feb-67	7,508	2.17	0.85	80,726	7,500	19,500	53,726	0
Mar-67	7,449	1.83	1.93	79,838	7,500	19,500	52,838	0
Apr-67	7,449	4.42	3.36	80,558	7,500	19,500	53,558	0
May-67	7,449	2.54	5.21	78,242	7,500	19,500	51,243	0
Jun-67	7,390	0.17	6.63	75,921	7,500	19,500	48,922	0
Jul-67	7,274	7.77	6.66	80,573	7,500	19,500	53,573	0
Aug-67	7,449	1.60	5.73	77,336	7,500	19,500	50,336	0
Sep-67	7,449	4.84	5.46	82,107	7,500	19,500	55,107	0
Oct-67	7,508	3.18	3.32	79,812	7,500	19,500	52,812	0
Nov-67	7,449	0.50	1.66	79,180	7,500	19,500	52,180	0
Dec-67	7,390	5.02	0.86	82,462	7,500	19,500	55,462	0
Jan-68	10,829	8.02	0.64	160,990	7,500	19,500	133,990	64,896
Feb-68	12,534	1.99	0.85	146,802	7,500	19,500	119,802	0
Mar-68	12,421	2.92	1.93	156,678	7,500	19,500	129,678	0
Apr-68	13,122	3.02	3.36	160,990	7,500	19,500	133,990	61,022
May-68	13,262	13.24	5.21	160,990	7,500	19,500	133,990	361,150
Jun-68	13,262	11.18	6.63	160,990	7,500	19,500	133,990	416,248
Jul-68	13,262	6.49	6.66	160,990	7,500	19,500	133,990	13,305
Aug-68	12,407	2.90	5.73	137,869	7,500	19,500	110,869	0
Sep-68	11,589	3.87	5.46	135,339	7,500	19,500	108,339	0
Oct-68	11,906	3.91	3.32	149,750	7,500	19,500	122,750	0
Nov-68	12,901	2.71	1.66	160,990	7,500	19,500	133,990	17,124
Dec-68	13,262	1.19	0.86	160,990	7,500	19,500	133,990	175,643
Jan-69	13,060	2.74	0.64	160,990	7,500	19,500	133,990	4,083
Feb-69	13,262	5.31	0.85	160,990	7,500	19,500	133,990	332,582
Mar-69	13,262	3.18	1.93	160,990	7,500	19,500	133,990	219,138
Apr-69	13,262	3.34	3.36	160,990	7,500	19,500	133,990	116,601
May-69	13,262	4.73	5.21	160,990	7,500	19,500	133,990	177,353
Jun-69	12,442	1.51	6.63	136,814	7,500	19,500	109,815	0
Jul-69	10,842	3.89	6.66	112,437	7,500	19,500	85,437	0
Aug-69	9,022	2.67	5.73	86,797	7,500	19,500	59,797	0
Sep-69	7,685	6.08	5.46	80,297	7,500	19,500	53,297	0
Oct-69	7,449	3.30	3.32	79,887	7,500	19,500	52,888	0
Nov-69	7,449	2.13	1.66	80,192	7,500	19,500	53,192	0
Dec-69	7,449	4.38	0.86	82,085	7,500	19,500	55,085	0
Jan-70	7,508	1.93	0.64	80,707	7,500	19,500	53,707	0
Feb-70	7,449	2.52	0.85	80,936	7,500	19,500	53,937	0
Mar-70	9,687	5.08	1.93	140,147	7,500	19,500	113,147	0
Apr-70	12,606	2.21	3.36	160,990	7,500	19,500	133,990	8,854

(1) Month-Yr	(2) Inflow C4' (acre-ft)	(3) Available Water (acre-ft)	(4) Water Surface Elev.	(5) Surface Area (acre)	(6) Precip. (in)	(7) Lake Evap. (in)	(8) Usable Water (acre-ft)	(9) Diversions (Gulf St) (acre-ft)
May-70	3,352	362,162	197.46	18,584	13.53	5.47	374,638	467
Jun-70	2,002	376,173	198.24	19,088	0.24	6.96	365,488	467
Jul-70	441	365,462	197.71	18,744	2.14	6.99	357,886	467
Aug-70	337	357,757	197.30	18,482	1.91	6.02	351,430	467
Sep-70	694	351,657	196.97	18,271	5.85	5.73	351,830	467
Oct-70	3,952	345,198	196.52	17,978	8.54	3.49	352,776	467
Nov-70	768	353,077	197.04	18,316	1.45	1.74	352,626	467
Dec-70	702	352,862	197.03	18,309	0.60	0.90	352,402	467
Jan-71	599	352,534	197.02	18,303	0.34	0.67	352,025	467
Feb-71	623	348,149	196.77	18,141	1.98	0.89	349,798	467
Mar-71	620	327,619	195.60	17,388	1.14	2.03	326,331	467
Apr-71	1,959	305,295	194.20	16,530	2.01	3.53	303,206	467
May-71	7,786	288,133	193.00	15,820	3.21	5.47	285,147	467
Jun-71	1,862	284,344	192.00	15,255	2.27	6.96	278,386	467
Jul-71	340	253,472	191.00	14,700	1.33	6.99	246,540	467
Aug-71	486	219,543	188.00	13,165	6.53	6.02	220,109	467
Sep-71	576	201,805	187.00	12,685	4.86	5.73	200,882	467
Oct-71	577	182,922	185.00	11,755	3.28	3.49	182,721	467
Nov-71	306	162,062	183.00	10,840	1.71	1.74	162,033	467
Dec-71	4,584	145,524	182.00	10,390	6.89	0.90	150,708	467
Jan-72	4,996	155,237	183.00	10,840	3.10	0.67	157,432	467
Feb-72	4,338	161,304	183.00	10,840	1.13	0.89	161,517	467
Mar-72	4,114	165,164	184.00	11,290	8.01	2.03	170,792	467
Apr-72	4,779	175,104	184.00	11,290	2.68	3.53	174,305	467
May-72	32,397	206,236	186.00	12,225	6.57	5.47	207,357	467
Jun-72	2,730	209,620	187.00	12,685	2.84	6.96	205,262	467
Jul-72	629	205,424	187.00	12,685	2.59	6.99	200,775	467
Aug-72	514	200,822	187.00	12,685	3.67	6.02	198,337	467
Sep-72	535	198,406	186.00	12,225	5.86	5.73	198,531	467
Oct-72	748	198,812	186.00	12,225	3.14	3.49	198,459	467
Nov-72	7,851	199,243	186.00	12,225	6.10	1.74	203,683	467
Dec-72	8,200	211,417	187.00	12,685	2.07	0.90	212,648	467
Jan-73	40,578	252,759	189.00	13,660	3.36	0.67	255,819	467
Feb-73	21,737	277,089	191.00	14,700	3.55	0.89	280,345	467
Mar-73	74,096	353,974	195.00	17,010	6.07	2.03	359,705	467
Apr-73	80,721	439,960	199.49	19,926	6.11	3.53	440,260	467
May-73	27,931	458,191	201.65	21,456	2.72	5.47	440,260	467
Jun-73	81,133	465,260	201.81	21,572	12.94	6.96	440,260	467
Jul-73	3,716	433,976	201.08	21,043	4.52	6.99	429,639	467
Aug-73	3,482	432,654	201.03	21,007	7.94	6.02	436,021	467
Sep-73	14,380	444,640	201.33	21,224	7.01	5.73	440,260	467
Oct-73	65,569	465,260	201.81	21,572	9.40	3.49	440,260	467
Nov-73	1,120	431,380	201.02	21,000	2.50	1.74	432,705	467
Dec-73	7,824	438,084	201.18	21,116	3.89	0.90	440,260	467
Jan-74	32,491	462,751	201.76	21,536	7.32	0.67	440,260	467
Feb-74	15,704	445,964	201.36	21,246	1.20	0.89	440,260	467
Mar-74	7,003	437,263	201.16	21,101	1.86	2.03	436,970	467
Apr-74	10,784	441,044	201.25	21,166	0.56	3.53	435,808	467
May-74	3,262	433,522	201.07	21,036	7.03	5.47	436,256	467
Jun-74	1,766	432,026	201.04	21,014	2.68	6.96	424,528	467
Jul-74	641	424,703	200.71	20,779	3.72	6.99	419,035	467
Aug-74	2,854	421,422	200.50	20,630	7.40	6.02	423,801	467
Sep-74	19,638	442,972	201.13	21,079	6.19	5.73	440,260	467
Oct-74	11,226	441,486	201.26	21,174	5.33	3.49	440,260	467
Nov-74	55,516	465,260	201.81	21,572	8.82	1.74	440,260	467
Dec-74	14,325	444,585	201.33	21,224	3.17	0.90	440,260	467
Jan-75	25,827	456,087	201.60	21,420	2.56	0.67	440,260	467
Feb-75	36,818	465,260	201.81	21,572	1.92	0.89	440,260	467
Mar-75	9,813	440,073	201.22	21,145	3.06	2.03	440,260	467
Apr-75	37,403	465,260	201.81	21,572	7.82	3.53	440,260	467
May-75	64,627	465,260	201.81	21,572	7.22	5.47	440,260	467
Jun-75	20,523	450,783	201.48	21,333	6.74	6.96	440,260	467
Jul-75	3,192	433,452	201.07	21,036	4.16	6.99	428,486	467
Aug-75	5,305	433,325	201.01	20,992	5.87	6.02	433,068	467

(1) Month-Yr	(10) D.S. Calls (acre-ft)	(11) EOM Storage (acre-ft)	(12) Total Outflow (acre-ft)	(13) Lk Houston Gain (acre-ft)	(14) Luce Bayou Transbasin (acre-ft)	(15) Total Inflow Lk Houston (acre-ft)	(17) Available Water (acre-ft)	(18) Water Surface Elev.
May-70	0	374,171	0	40,010	0	40,010	168,990	45.90
Jun-70	0	365,021	0	13,969	0	13,969	147,959	45.02
Jul-70	0	357,420	0	4,839	0	4,839	119,110	42.81
Aug-70	0	350,963	0	3,015	0	3,015	91,064	39.80
Sep-70	10,118	341,246	10,118	8,557	0	18,675	79,900	37.40
Oct-70	0	352,310	0	78,536	0	78,536	131,926	40.21
Nov-70	0	352,160	0	11,715	0	11,715	121,193	42.67
Dec-70	0	351,935	0	4,788	0	4,788	98,871	40.64
Jan-71	4,033	347,526	4,033	4,174	0	8,207	79,900	38.10
Feb-71	22,332	326,999	22,332	4,858	0	27,190	79,900	36.90
Mar-71	22,528	303,336	22,528	3,690	0	26,218	79,900	36.90
Apr-71	22,392	280,348	22,392	5,055	0	27,447	79,900	36.90
May-71	2,199	282,482	2,199	25,558	0	27,757	79,900	36.80
Jun-71	24,788	253,131	24,788	3,320	0	28,108	79,900	36.80
Jul-71	27,017	219,056	27,017	2,575	0	29,592	79,900	36.70
Aug-71	18,414	201,229	18,414	11,788	0	30,201	79,900	36.70
Sep-71	18,071	182,345	18,071	8,183	0	26,254	79,900	36.90
Oct-71	20,498	161,756	20,498	6,682	0	27,180	79,900	36.90
Nov-71	24,263	140,940	20,626	2,631	0	23,258	76,263	36.60
Dec-71	0	150,241	0	46,417	0	46,417	95,778	37.70
Jan-72	0	156,966	0	23,135	0	23,135	96,186	39.20
Feb-72	0	161,050	0	21,063	0	21,063	92,207	38.90
Mar-72	0	170,326	0	26,785	0	26,785	92,245	38.50
Apr-72	0	173,839	0	25,817	0	25,817	95,679	39.00
May-72	0	206,890	0	299,810	0	299,810	168,990	43.01
Jun-72	0	204,795	0	26,197	0	26,197	160,187	45.53
Jul-72	0	200,308	0	6,489	0	6,489	135,773	44.36
Aug-72	0	197,870	0	5,041	0	5,041	109,867	41.84
Sep-72	0	198,064	0	5,755	0	5,755	87,021	39.20
Oct-72	6,601	191,392	6,601	12,711	0	19,312	79,900	37.40
Nov-72	0	203,216	0	76,447	0	76,447	129,360	40.04
Dec-72	0	212,181	0	28,916	0	28,916	135,043	43.20
Jan-73	0	255,352	0	141,985	0	141,985	168,990	44.88
Feb-73	0	279,878	0	174,939	0	174,939	168,990	45.90
Mar-73	0	359,239	0	261,273	0	261,273	168,990	45.90
Apr-73	0	430,260	13,520	437,077	0	450,597	168,990	45.90
May-73	0	430,260	22,546	87,442	0	109,988	168,990	45.90
Jun-73	0	430,260	91,414	528,870	0	620,285	168,990	45.90
Jul-73	0	429,172	0	31,777	0	31,777	165,767	45.77
Aug-73	0	430,260	5,295	29,369	0	34,664	168,654	45.89
Sep-73	0	430,260	16,172	147,335	0	163,507	168,990	45.90
Oct-73	0	430,260	75,734	400,859	0	476,593	168,990	45.90
Nov-73	0	430,260	1,978	127,608	0	129,586	168,990	45.90
Dec-73	0	430,260	12,613	160,564	0	173,177	168,990	45.90
Jan-74	0	430,260	43,956	487,780	0	531,736	168,990	45.90
Feb-74	0	430,260	15,782	67,374	0	83,156	168,990	45.90
Mar-74	0	430,260	6,243	45,979	0	52,223	168,990	45.90
Apr-74	0	430,260	5,082	22,032	0	27,114	161,104	45.57
May-74	0	430,260	5,529	35,454	0	40,982	168,990	45.83
Jun-74	0	424,062	0	9,518	0	9,518	143,508	44.85
Jul-74	0	418,569	0	8,467	0	8,467	118,695	42.58
Aug-74	0	423,334	0	21,455	0	21,455	108,658	40.81
Sep-74	0	430,260	13,048	279,234	0	292,283	168,990	43.71
Oct-74	0	430,260	14,013	54,499	0	68,513	168,990	45.90
Nov-74	0	430,260	67,771	325,086	0	392,857	168,990	45.90
Dec-74	0	430,260	17,868	149,105	0	166,973	168,990	45.90
Jan-75	0	430,260	28,730	105,048	0	133,778	168,990	45.90
Feb-75	0	430,260	38,198	162,968	0	201,166	168,990	45.90
Mar-75	0	430,260	11,168	56,605	0	67,772	168,990	45.90
Apr-75	0	430,260	44,652	317,415	0	362,067	168,990	45.90
May-75	0	430,260	67,305	177,966	0	245,271	168,990	45.90
Jun-75	0	430,260	19,663	99,086	0	118,749	168,990	45.90
Jul-75	0	428,019	0	57,134	0	57,134	168,990	45.90
Aug-75	0	430,260	2,342	29,546	0	31,888	165,878	45.77

(1) Month-Yr	(19) Surface Area (acre)	(20) Precip. (in)	(21) Lake Evap. (in)	(22) Usable Water (acre-ft)	(23) Diversion SJRA (acre-ft)	(24) Diversion COH (acre-ft)	(25) EOM Storage (acre-ft)	(26) Lk Houston Outflow (acre-ft)
May-70	13,262	14.39	5.21	160,990	7,500	19,500	133,990	23,156
Jun-70	12,598	0.26	6.63	141,271	7,500	19,500	114,272	0
Jul-70	11,128	2.28	6.66	115,049	7,500	19,500	88,049	0
Aug-70	9,208	2.03	5.73	88,225	7,500	19,500	61,225	0
Sep-70	7,744	6.22	5.46	80,390	7,500	19,500	53,390	0
Oct-70	9,466	9.09	3.32	136,478	7,500	19,500	109,478	0
Nov-70	11,037	1.54	1.66	121,083	7,500	19,500	94,083	0
Dec-70	9,737	0.64	0.86	98,692	7,500	19,500	71,693	0
Jan-71	8,164	0.36	0.64	79,709	7,500	19,500	52,710	0
Feb-71	7,449	2.11	0.85	80,682	7,500	19,500	53,682	0
Mar-71	7,449	1.21	1.93	79,453	7,500	19,500	52,453	0
Apr-71	7,449	2.14	3.36	79,142	7,500	19,500	52,143	0
May-71	7,390	3.41	5.21	78,791	7,500	19,500	51,792	0
Jun-71	7,390	2.42	6.63	77,307	7,500	19,500	50,307	0
Jul-71	7,332	1.42	6.66	76,698	7,500	19,500	49,698	0
Aug-71	7,332	6.95	5.73	80,645	7,500	19,500	53,645	0
Sep-71	7,449	5.17	5.46	79,720	7,500	19,500	52,720	0
Oct-71	7,449	3.49	3.32	80,005	7,500	19,500	53,006	0
Nov-71	7,274	1.82	1.66	76,360	7,500	19,500	49,360	0
Dec-71	7,924	7.33	0.86	100,050	7,500	19,500	73,051	0
Jan-72	8,836	3.30	0.64	98,144	7,500	19,500	71,145	0
Feb-72	8,651	1.20	0.85	92,460	7,500	19,500	65,460	0
Mar-72	8,407	8.52	1.93	96,862	7,500	19,500	69,862	0
Apr-72	8,712	2.85	3.36	95,308	7,500	19,500	68,309	0
May-72	11,258	6.99	5.21	160,990	7,500	19,500	133,990	208,798
Jun-72	12,977	3.02	6.63	156,283	7,500	19,500	129,284	0
Jul-72	12,144	2.76	6.66	131,826	7,500	19,500	104,826	0
Aug-72	10,502	3.90	5.73	108,265	7,500	19,500	81,265	0
Sep-72	8,836	6.23	5.46	87,588	7,500	19,500	60,588	0
Oct-72	7,744	3.34	3.32	79,913	7,500	19,500	52,913	0
Nov-72	9,359	6.49	1.66	133,127	7,500	19,500	106,127	0
Dec-72	11,381	2.20	0.86	136,314	7,500	19,500	109,314	0
Jan-73	12,498	5.00	0.64	160,990	7,500	19,500	133,990	94,849
Feb-73	13,262	3.40	0.85	160,990	7,500	19,500	133,990	150,758
Mar-73	13,262	3.68	1.93	160,990	7,500	19,500	133,990	236,207
Apr-73	13,262	7.15	3.36	160,990	7,500	19,500	133,990	427,786
May-73	13,262	4.22	5.21	160,990	7,500	19,500	133,990	81,895
Jun-73	13,262	13.46	6.63	160,990	7,500	19,500	133,990	600,833
Jul-73	13,161	6.77	6.66	160,990	7,500	19,500	133,990	4,898
Aug-73	13,254	3.73	5.73	160,990	7,500	19,500	133,990	5,455
Sep-73	13,262	9.38	5.46	160,990	7,500	19,500	133,990	140,839
Oct-73	13,262	9.31	3.32	160,990	7,500	19,500	133,990	456,213
Nov-73	13,262	1.59	1.66	160,990	7,500	19,500	133,990	102,509
Dec-73	13,262	2.47	0.86	160,990	7,500	19,500	133,990	147,956
Jan-74	13,262	7.68	0.64	160,990	7,500	19,500	133,990	512,516
Feb-74	13,262	0.55	0.85	160,990	7,500	19,500	133,990	55,825
Mar-74	13,262	4.20	1.93	160,990	7,500	19,500	133,990	27,732
Apr-74	13,007	1.68	3.36	159,283	7,500	19,500	132,283	0
May-74	13,207	5.61	5.21	160,990	7,500	19,500	133,990	12,716
Jun-74	12,477	0.59	6.63	137,228	7,500	19,500	110,228	0
Jul-74	10,978	1.75	6.66	114,204	7,500	19,500	87,204	0
Aug-74	9,844	6.94	5.73	109,651	7,500	19,500	82,651	0
Sep-74	11,715	4.51	5.46	160,990	7,500	19,500	133,990	213,017
Oct-74	13,262	4.53	3.32	160,990	7,500	19,500	133,990	42,850
Nov-74	13,262	7.90	1.66	160,990	7,500	19,500	133,990	372,754
Dec-74	13,262	3.35	0.86	160,990	7,500	19,500	133,990	142,725
Jan-75	13,262	1.97	0.64	160,990	7,500	19,500	133,990	108,248
Feb-75	13,262	2.63	0.85	160,990	7,500	19,500	133,990	176,133
Mar-75	13,262	3.19	1.93	160,990	7,500	19,500	133,990	42,165
Apr-75	13,262	4.80	3.36	160,990	7,500	19,500	133,990	336,659
May-75	13,262	7.57	5.21	160,990	7,500	19,500	133,990	220,879
Jun-75	13,262	7.50	6.63	160,990	7,500	19,500	133,990	92,711
Jul-75	13,262	5.48	6.66	160,990	7,500	19,500	133,990	28,830
Aug-75	13,161	5.72	5.73	160,990	7,500	19,500	133,990	4,877

(1) Month-Yr	(2) Inflow C4' (acre-ft)	(3) Available Water (acre-ft)	(4) Water Surface Elev.	(5) Surface Area (acre)	(6) Precip. (in)	(7) Lake Evap. (in)	(8) Usable Water (acre-ft)	(9) Diversions (Gulf St) (acre-ft)
Sep-75	2,085	432,345	201.04	21,014	4.74	5.73	430,606	467
Oct-75	6,619	436,759	201.14	21,087	4.64	3.49	438,787	467
Nov-75	3,221	433,481	201.07	21,036	2.15	1.74	434,194	467
Dec-75	4,914	435,174	201.11	21,065	5.03	0.90	440,260	467
Jan-76	7,691	437,951	201.18	21,116	0.65	0.67	437,913	467
Feb-76	7,002	437,262	201.16	21,101	0.97	0.89	437,398	467
Mar-76	5,235	435,495	201.12	21,072	2.16	2.03	435,729	467
Apr-76	9,270	439,530	201.21	21,137	3.66	3.53	439,762	467
May-76	32,563	462,823	201.76	21,536	2.38	5.47	440,260	467
Jun-76	37,638	465,260	201.81	21,572	6.43	6.96	440,260	467
Jul-76	6,770	437,030	201.15	21,094	3.21	6.99	430,380	467
Aug-76	1,829	431,743	201.02	21,000	2.32	6.02	425,274	467
Sep-76	7,560	432,367	200.91	20,921	10.26	5.73	440,259	467
Oct-76	9,884	440,144	201.23	21,152	4.73	3.49	440,260	467
Nov-76	7,377	437,637	201.17	21,108	2.23	1.74	438,494	467
Dec-76	55,252	465,260	201.81	21,572	5.32	0.90	440,260	467
Jan-77	19,395	449,655	201.45	21,311	3.07	0.67	440,260	467
Feb-77	43,660	465,260	201.81	21,572	2.43	0.89	440,260	467
Mar-77	12,888	443,148	201.30	21,203	2.77	2.03	440,260	467
Apr-77	50,283	465,260	201.81	21,572	5.97	3.53	440,260	467
May-77	3,845	434,105	201.08	21,043	1.33	5.47	426,844	467
Jun-77	2,509	428,887	200.87	20,893	3.44	6.96	422,755	467
Jul-77	723	423,011	200.63	20,722	1.91	6.99	414,234	467
Aug-77	2,047	415,814	200.25	20,453	0.80	6.02	406,923	467
Sep-77	801	407,258	199.86	20,179	3.38	5.73	403,301	467
Oct-77	768	403,602	199.67	20,049	0.99	3.49	399,432	467
Nov-77	1,036	398,301	199.40	19,864	3.41	1.74	401,061	467
Dec-77	9,224	392,956	198.92	19,537	2.44	0.90	395,458	467
Jan-78	26,396	421,387	199.92	20,220	6.32	0.67	430,904	467
Feb-78	43,943	465,260	201.81	21,572	3.41	0.89	440,260	467
Mar-78	4,322	434,582	201.10	21,058	0.72	2.03	432,289	467
Apr-78	2,896	433,156	201.06	21,029	0.50	3.53	427,850	467
May-78	2,371	429,754	200.91	20,921	1.17	5.47	422,256	467
Jun-78	7,568	429,358	200.77	20,822	5.44	6.96	426,718	467
Jul-78	596	426,847	200.81	20,850	1.19	6.99	416,764	467
Aug-78	510	416,807	200.33	20,509	0.73	6.02	407,772	467
Sep-78	1,466	408,771	199.91	20,213	5.11	5.73	407,721	467
Oct-78	741	407,995	199.89	20,200	0.88	3.49	403,609	467
Nov-78	1,481	404,623	199.71	20,076	6.71	1.74	412,933	467
Dec-78	11,909	424,375	200.42	20,573	6.10	0.90	433,285	467
Jan-79	49,999	465,260	201.81	21,572	8.10	0.67	440,260	467
Feb-79	57,636	465,260	201.81	21,572	3.18	0.89	440,260	467
Mar-79	29,049	459,309	201.68	21,478	3.00	2.03	440,260	467
Apr-79	94,867	465,260	201.81	21,572	13.53	3.53	440,260	467
May-79	74,160	465,260	201.81	21,572	6.47	5.47	440,260	467
Jun-79	49,403	465,260	201.81	21,572	3.91	6.96	440,260	467
Jul-79	11,573	441,833	201.27	21,181	8.07	6.99	440,260	467
Aug-79	4,086	434,346	201.09	21,050	2.67	6.02	428,476	467
Sep-79	53,716	465,260	201.76	21,536	7.01	5.73	440,260	467
Oct-79	2,377	432,637	201.05	21,021	2.57	3.49	431,032	467
Nov-79	3,991	434,251	201.09	21,050	3.11	1.74	436,649	467
Dec-79	12,570	442,830	201.29	21,195	3.33	0.90	440,260	467
Jan-80	8,781	439,041	201.20	21,130	1.79	0.67	440,260	467
Feb-80	20,579	450,839	201.48	21,333	2.06	0.89	440,260	467
Mar-80	22,399	452,659	201.52	21,362	3.94	2.03	440,260	467
Apr-80	4,553	434,813	201.10	21,058	1.34	3.53	430,974	467
May-80	29,312	459,572	201.68	21,478	6.75	5.47	440,260	467
Jun-80	1,534	431,794	201.03	21,007	0.08	6.96	419,747	467
Jul-80	2,098	421,379	200.51	20,637	1.02	6.99	411,107	467
Aug-80	1,849	412,489	200.09	20,339	2.82	6.02	407,071	467
Sep-80	1,004	407,608	199.87	20,186	4.34	5.73	405,265	467
Oct-80	4,525	409,323	199.87	20,186	2.60	3.49	407,833	467
Nov-80	504	407,870	199.89	20,200	2.50	1.74	409,144	467
Dec-80	1,214	409,892	199.98	20,261	0.84	0.90	409,786	467

(1) Month-Yr	(10) D.S. Calls (acre-ft)	(11) EOM Storage (acre-ft)	(12) Total Outflow (acre-ft)	(13) Lk Houston Gain (acre-ft)	(14) Luce Bayou Transbasin (acre-ft)	(15) Total Inflow Lk Houston (acre-ft)	(17) Available Water (acre-ft)	(18) Water Surface Elev.
Sep-75	0	430,139	0	12,477	0	12,477	146,467	44.96
Oct-75	0	430,260	8,060	46,766	0	54,826	168,990	45.09
Nov-75	0	430,260	3,468	21,903	0	25,371	159,361	45.50
Dec-75	0	430,260	11,692	55,404	0	67,097	168,990	45.85
Jan-76	0	430,260	7,186	26,800	0	33,986	167,976	45.86
Feb-76	0	430,260	6,671	23,788	0	30,459	164,449	45.71
Mar-76	0	430,260	5,003	22,528	0	27,530	161,520	45.59
Apr-76	0	430,260	9,036	33,263	0	42,299	168,990	45.90
May-76	0	430,260	26,550	77,154	0	103,704	168,990	45.90
Jun-76	0	430,260	36,216	148,365	0	184,581	168,990	45.90
Jul-76	0	429,913	0	44,728	0	44,728	168,990	45.90
Aug-76	0	424,807	0	6,104	0	6,104	140,094	44.72
Sep-76	0	430,260	9,533	56,818	0	66,350	168,990	44.86
Oct-76	0	430,260	11,610	72,350	0	83,960	168,990	45.90
Nov-76	0	430,260	7,767	60,533	0	68,301	168,990	45.90
Dec-76	0	430,260	62,725	323,419	0	386,144	168,990	45.90
Jan-77	0	430,260	23,187	106,973	0	130,160	168,990	45.90
Feb-77	0	430,260	45,957	179,853	0	225,810	168,990	45.90
Mar-77	0	430,260	13,735	39,325	0	53,060	168,990	45.90
Apr-77	0	430,260	54,206	318,122	0	372,329	168,990	45.90
May-77	0	426,377	0	31,517	0	31,517	165,507	45.75
Jun-77	0	422,289	0	28,244	0	28,244	161,909	45.59
Jul-77	0	413,767	0	7,662	0	7,662	139,228	44.60
Aug-77	0	406,456	0	6,465	0	6,465	114,623	42.27
Sep-77	0	402,834	0	14,247	0	14,247	100,721	40.32
Oct-77	1,701	397,265	1,701	5,702	0	7,403	79,900	38.20
Nov-77	16,863	383,732	16,863	11,851	0	28,713	79,900	36.80
Dec-77	0	394,991	0	24,924	0	24,924	79,986	37.00
Jan-78	0	430,260	178	130,796	0	130,974	168,990	42.29
Feb-78	0	430,260	48,002	172,053	0	220,055	168,990	45.90
Mar-78	0	430,260	1,563	23,894	0	25,456	159,446	45.50
Apr-78	0	427,383	0	11,776	0	11,776	143,974	44.80
May-78	0	421,790	0	8,697	0	8,697	122,779	42.99
Jun-78	0	426,251	0	172,815	0	172,815	168,990	44.30
Jul-78	0	416,297	0	10,162	0	10,162	144,152	44.87
Aug-78	0	407,305	0	6,698	0	6,698	119,364	42.74
Sep-78	0	407,255	0	31,440	0	31,440	121,892	41.71
Oct-78	0	403,142	0	5,346	0	5,346	99,206	40.65
Nov-78	0	412,466	0	55,400	0	55,400	124,951	40.73
Dec-78	0	430,260	2,558	64,263	0	66,821	168,306	44.56
Jan-79	0	430,260	62,885	439,659	0	502,544	168,990	45.90
Feb-79	0	430,260	61,282	281,747	0	343,029	168,990	45.90
Mar-79	0	430,260	30,325	116,741	0	147,066	168,990	45.90
Apr-79	0	430,260	112,380	607,405	0	719,785	168,990	45.90
May-79	0	430,260	75,490	229,274	0	304,764	168,990	45.90
Jun-79	0	430,260	43,451	306,626	0	350,077	168,990	45.90
Jul-79	0	430,260	13,008	86,971	0	99,978	168,990	45.90
Aug-79	0	428,009	0	21,928	0	21,928	155,918	45.35
Sep-79	0	430,260	53,291	349,177	0	402,468	168,990	45.64
Oct-79	0	430,260	306	19,714	0	20,020	154,010	45.27
Nov-79	0	430,260	5,923	86,943	0	92,866	168,990	45.59
Dec-79	0	430,260	16,390	90,610	0	107,000	168,990	45.90
Jan-80	0	430,260	10,283	119,321	0	129,604	168,990	45.90
Feb-80	0	430,260	22,188	144,158	0	166,346	168,990	45.90
Mar-80	0	430,260	25,339	80,024	0	105,363	168,990	45.90
Apr-80	0	430,260	247	34,394	0	34,641	168,631	45.89
May-80	0	430,260	31,135	145,667	0	176,802	168,990	45.90
Jun-80	0	419,281	0	14,408	0	14,408	148,398	45.04
Jul-80	0	410,640	0	8,341	0	8,341	123,738	43.10
Aug-80	0	406,604	0	6,207	0	6,207	98,145	40.48
Sep-80	0	404,798	0	16,893	0	16,893	84,562	38.20
Oct-80	0	407,366	0	54,267	0	54,267	112,199	39.30
Nov-80	0	408,678	0	11,361	0	11,361	97,087	40.07
Dec-80	0	409,319	0	13,526	0	13,526	83,973	38.30

(1) Month-Yr	(19) Surface Area (acre)	(20) Precip. (in)	(21) Lake Evap. (in)	(22) Usable Water (acre-ft)	(23) Diversion SJRA (acre-ft)	(24) Diversion COH (acre-ft)	(25) EOM Storage (acre-ft)	(26) Lk Houston Outflow (acre-ft)
Sep-75	12,555	0.80	5.46	141,591	7,500	19,500	114,592	0
Oct-75	12,649	5.62	3.32	160,990	7,500	19,500	133,990	10,852
Nov-75	12,954	2.08	1.66	159,814	7,500	19,500	132,814	0
Dec-75	13,223	3.61	0.86	160,990	7,500	19,500	133,990	41,951
Jan-76	13,231	1.39	0.64	160,990	7,500	19,500	133,990	7,813
Feb-76	13,114	0.38	0.85	160,990	7,500	19,500	133,990	2,946
Mar-76	13,022	1.53	1.93	160,990	7,500	19,500	133,990	96
Apr-76	13,262	10.92	3.36	160,990	7,500	19,500	133,990	23,654
May-76	13,262	5.80	5.21	160,990	7,500	19,500	133,990	77,356
Jun-76	13,262	2.63	6.63	160,990	7,500	19,500	133,990	153,161
Jul-76	13,262	3.93	6.66	160,990	7,500	19,500	133,990	14,711
Aug-76	12,386	1.59	5.73	135,821	7,500	19,500	108,821	0
Sep-76	12,484	11.35	5.46	160,990	7,500	19,500	133,990	20,309
Oct-76	13,262	5.83	3.32	160,990	7,500	19,500	133,990	59,735
Nov-76	13,262	3.05	1.66	160,990	7,500	19,500	133,990	42,837
Dec-76	13,262	6.22	0.86	160,990	7,500	19,500	133,990	365,068
Jan-77	13,262	2.67	0.64	160,990	7,500	19,500	133,990	105,404
Feb-77	13,262	1.70	0.85	160,990	7,500	19,500	133,990	199,749
Mar-77	13,262	1.95	1.93	160,990	7,500	19,500	133,990	26,082
Apr-77	13,262	4.34	3.36	160,990	7,500	19,500	133,990	346,412
May-77	13,145	0.79	5.21	160,665	7,500	19,500	133,665	0
Jun-77	13,022	3.55	6.63	158,567	7,500	19,500	131,567	0
Jul-77	12,304	2.69	6.66	135,158	7,500	19,500	108,158	0
Aug-77	10,777	4.45	5.73	113,473	7,500	19,500	86,473	0
Sep-77	9,536	3.92	5.46	99,497	7,500	19,500	72,497	0
Oct-77	8,224	0.82	3.32	78,186	7,500	19,500	51,187	0
Nov-77	7,390	5.17	1.66	82,061	7,500	19,500	55,062	0
Dec-77	7,508	2.89	0.86	81,256	7,500	19,500	54,256	0
Jan-78	10,790	7.15	0.64	160,990	7,500	19,500	133,990	30,093
Feb-78	13,262	3.07	0.85	160,990	7,500	19,500	133,990	195,509
Mar-78	12,954	1.70	1.93	159,198	7,500	19,500	132,198	0
Apr-78	12,442	0.57	3.36	141,081	7,500	19,500	114,082	0
May-78	11,245	4.15	5.21	121,785	7,500	19,500	94,786	0
Jun-78	12,104	9.37	6.63	160,990	7,500	19,500	133,990	109,375
Jul-78	12,491	2.35	6.66	139,666	7,500	19,500	112,666	0
Aug-78	11,082	3.66	5.73	117,452	7,500	19,500	90,452	0
Sep-78	10,418	4.27	5.46	120,859	7,500	19,500	93,859	0
Oct-78	9,744	0.05	3.32	96,551	7,500	19,500	69,551	0
Nov-78	9,794	5.99	1.66	128,485	7,500	19,500	101,485	0
Dec-78	12,277	2.60	0.86	160,990	7,500	19,500	133,990	9,097
Jan-79	13,262	6.30	0.64	160,990	7,500	19,500	133,990	481,800
Feb-79	13,262	5.23	0.85	160,990	7,500	19,500	133,990	320,870
Mar-79	13,262	2.88	1.93	160,990	7,500	19,500	133,990	121,116
Apr-79	13,262	7.79	3.36	160,990	7,500	19,500	133,990	697,682
May-79	13,262	3.78	5.21	160,990	7,500	19,500	133,990	276,184
Jun-79	13,262	1.88	6.63	160,990	7,500	19,500	133,990	317,827
Jul-79	13,262	8.10	6.66	160,990	7,500	19,500	133,990	74,570
Aug-79	12,841	4.57	5.73	154,677	7,500	19,500	127,677	0
Sep-79	13,060	9.83	5.46	160,990	7,500	19,500	133,990	373,911
Oct-79	12,782	2.80	3.32	153,456	7,500	19,500	126,456	0
Nov-79	13,022	1.78	1.66	160,990	7,500	19,500	133,990	58,462
Dec-79	13,262	4.03	0.86	160,990	7,500	19,500	133,990	83,504
Jan-80	13,262	6.09	0.64	160,990	7,500	19,500	133,990	108,627
Feb-80	13,262	2.54	0.85	160,990	7,500	19,500	133,990	141,214
Mar-80	13,262	5.39	1.93	160,990	7,500	19,500	133,990	82,187
Apr-80	13,254	2.05	3.36	160,990	7,500	19,500	133,990	6,194
May-80	13,262	5.63	5.21	160,990	7,500	19,500	133,990	150,266
Jun-80	12,613	0.92	6.63	142,396	7,500	19,500	115,397	0
Jul-80	11,316	1.57	6.66	118,938	7,500	19,500	91,938	0
Aug-80	9,636	1.40	5.73	94,668	7,500	19,500	67,668	0
Sep-80	8,224	6.00	5.46	84,932	7,500	19,500	57,932	0
Oct-80	8,898	4.03	3.32	112,726	7,500	19,500	85,726	0
Nov-80	9,378	2.12	1.66	97,447	7,500	19,500	70,447	0
Dec-80	8,285	1.25	0.86	84,242	7,500	19,500	57,242	0

(1) Month-Yr	(2) Inflow C4' (acre-ft)	(3) Available Water (acre-ft)	(4) Water Surface Elev.	(5) Surface Area (acre)	(6) Precip. (in)	(7) Lake Evap. (in)	(8) Usable Water (acre-ft)	(9) Diversions (Gulf St) (acre-ft)
Jan-81	1,646	410,966	200.02	20,289	2.36	0.67	413,820	467
Feb-81	2,954	414,454	200.16	20,389	1.93	0.89	416,217	467
Mar-81	1,694	408,256	199.88	20,193	1.95	2.03	408,127	467
Apr-81	2,047	398,722	199.40	19,864	4.15	3.53	399,752	467
May-81	17,667	414,915	199.82	20,152	8.32	5.47	419,700	467
Jun-81	31,160	450,393	201.21	21,137	12.13	6.96	440,260	467
Jul-81	9,912	440,172	201.23	21,152	3.98	6.99	434,862	467
Aug-81	2,769	433,029	201.06	21,029	1.84	6.02	425,710	467
Sep-81	9,738	434,982	200.99	20,978	6.59	5.73	436,480	467
Oct-81	13,645	443,905	201.31	21,210	6.30	3.49	440,260	467
Nov-81	26,155	456,415	201.61	21,427	4.99	1.74	440,260	467
Dec-81	4,233	434,493	201.09	21,050	1.31	0.90	435,207	467
Jan-82	2,735	432,995	201.06	21,029	2.04	0.67	435,392	467
Feb-82	2,972	433,232	201.06	21,029	1.39	0.89	434,104	467
Mar-82	11,136	441,396	201.26	21,174	3.61	2.03	440,260	467
Apr-82	49,403	465,260	201.81	21,572	6.10	3.53	440,260	467
May-82	44,815	465,260	201.81	21,572	6.16	5.47	440,260	467
Jun-82	717	430,977	201.01	20,992	3.23	6.96	424,449	467
Jul-82	736	424,718	200.71	20,779	0.54	6.99	413,544	467
Aug-82	685	413,762	200.18	20,403	1.69	6.02	406,406	467
Sep-82	2,193	408,133	199.86	20,179	2.03	5.73	401,906	467
Oct-82	789	402,228	199.60	20,001	6.33	3.49	406,969	467
Nov-82	17,505	424,007	200.27	20,467	7.46	1.74	433,758	467
Dec-82	21,613	451,873	201.50	21,348	3.65	0.90	440,260	467
Jan-83	17,393	447,653	201.40	21,275	1.97	0.67	440,260	467
Feb-83	46,420	465,260	201.81	21,572	4.36	0.89	440,260	467
Mar-83	38,460	465,260	201.81	21,572	4.57	2.03	440,260	467
Apr-83	3,442	433,702	201.08	21,043	0.35	3.53	428,129	467
May-83	109,141	465,260	201.75	21,529	11.23	5.47	440,260	467
Jun-83	3,759	434,019	201.08	21,043	2.47	6.96	426,143	467
Jul-83	3,735	429,411	200.86	20,886	6.39	6.99	428,362	467
Aug-83	7,634	435,529	201.06	21,029	6.90	6.02	437,077	467
Sep-83	1,838	432,098	201.04	21,014	5.30	5.73	431,339	467
Oct-83	1,888	432,148	201.04	21,014	0.55	3.49	427,007	467
Nov-83	3,047	429,587	200.89	20,907	5.60	1.74	436,307	467
Dec-83	14,656	444,916	201.34	21,232	3.27	0.90	440,260	467
Jan-84	4,349	434,609	201.10	21,058	2.42	0.67	437,676	467
Feb-84	19,676	449,936	201.46	21,319	2.71	0.89	440,260	467
Mar-84	46,158	465,260	201.81	21,572	4.56	2.03	440,260	467
Apr-84	3,775	434,035	201.08	21,043	0.28	3.53	428,339	467
May-84	8,468	436,341	201.08	21,043	8.39	5.47	440,260	467
Jun-84	10,651	440,911	201.24	21,159	3.04	6.96	433,997	467
Jul-84	2,486	432,746	201.05	21,021	2.77	6.99	425,348	467
Aug-84	1,826	426,708	200.78	20,829	4.25	6.02	423,642	467
Sep-84	644	423,819	200.67	20,751	1.53	5.73	416,551	467
Oct-84	51,281	465,260	201.48	21,333	10.53	3.49	440,260	467
Nov-84	15,150	445,410	201.35	21,239	2.68	1.74	440,260	467
Dec-84	19,970	450,230	201.46	21,319	2.75	0.90	440,260	467
Jan-85	21,303	451,563	201.49	21,340	3.52	0.67	440,260	467
Feb-85	51,190	465,260	201.81	21,572	4.38	0.89	440,260	467
Mar-85	36,930	465,260	201.81	21,572	3.35	2.03	440,260	467
Apr-85	4,817	435,077	201.11	21,065	1.85	3.53	432,132	467
May-85	2,154	432,414	201.05	21,021	1.26	5.47	425,038	467
Jun-85	1,719	426,291	200.76	20,815	4.26	6.96	421,605	467
Jul-85	782	421,921	200.57	20,680	3.23	6.99	415,436	467
Aug-85	1,955	416,924	200.30	20,488	2.00	6.02	410,066	467
Sep-85	2,445	412,045	200.05	20,311	3.88	5.73	408,908	467
Oct-85	2,964	411,405	200.01	20,282	4.56	3.49	413,221	467
Nov-85	43,698	456,451	201.20	21,130	12.69	1.74	440,260	467
Dec-85	19,639	449,899	201.45	21,311	1.95	0.90	440,260	467
Jan-86	563	430,823	201.01	20,992	0.70	0.67	430,872	467
Feb-86	7,659	437,919	201.17	21,108	1.79	0.89	439,498	467
Mar-86	1,230	431,490	201.02	21,000	0.62	2.03	429,029	467
Apr-86	4,043	432,606	201.01	20,992	2.73	3.53	431,210	467

(1) Month-Yr	(10) D.S. Calls (acre-ft)	(11) EOM Storage (acre-ft)	(12) Total Outflow (acre-ft)	(13) Lk Houston Gain (acre-ft)	(14) Luce Bayou Transbasin (acre-ft)	(15) Total Inflow Lk Houston (acre-ft)	(17) Available Water (acre-ft)	(18) Water Surface Elev.
Jan-81	1,853	411,500	1,853	20,805	0	22,658	79,900	37.20
Feb-81	9,188	406,562	9,188	16,745	0	25,932	79,900	37.00
Mar-81	10,985	396,675	10,985	15,164	0	26,149	79,900	36.90
Apr-81	2,038	397,248	2,038	25,080	0	27,118	79,900	36.90
May-81	0	419,233	0	115,546	0	115,546	168,030	42.15
Jun-81	0	430,260	28,770	244,003	0	272,773	168,990	45.90
Jul-81	0	430,260	4,135	91,294	0	95,429	168,990	45.90
Aug-81	0	425,243	0	20,394	0	20,394	154,384	45.29
Sep-81	0	430,260	5,753	139,306	0	145,059	168,990	45.68
Oct-81	0	430,260	18,152	56,448	0	74,600	168,990	45.90
Nov-81	0	430,260	31,487	113,670	0	145,157	168,990	45.90
Dec-81	0	430,260	4,480	34,803	0	39,284	168,990	45.90
Jan-82	0	430,260	4,666	23,719	0	28,384	162,374	45.62
Feb-82	0	430,260	3,377	24,252	0	27,629	161,619	45.59
Mar-82	0	430,260	13,463	43,104	0	56,567	168,990	45.90
Apr-82	0	430,260	53,560	181,895	0	235,455	168,990	45.90
May-82	0	430,260	45,588	303,442	0	349,030	168,990	45.90
Jun-82	0	423,982	0	19,370	0	19,370	153,360	45.25
Jul-82	0	413,078	0	14,591	0	14,591	135,068	43.91
Aug-82	0	405,939	0	11,117	0	11,117	116,875	42.26
Sep-82	0	401,439	0	8,302	0	8,302	94,740	39.90
Oct-82	0	406,502	0	19,582	0	19,582	83,861	37.90
Nov-82	0	430,260	3,031	138,044	0	141,075	168,990	42.54
Dec-82	0	430,260	26,033	117,621	0	143,654	168,990	45.90
Jan-83	0	430,260	19,227	84,298	0	103,525	168,990	45.90
Feb-83	0	430,260	52,186	222,940	0	275,126	168,990	45.90
Mar-83	0	430,260	42,566	182,007	0	224,573	168,990	45.90
Apr-83	0	427,663	0	25,354	0	25,354	159,344	45.50
May-83	0	430,260	116,410	500,572	0	616,982	168,990	45.70
Jun-83	0	425,676	0	50,054	0	50,054	168,990	45.90
Jul-83	0	427,895	0	59,567	0	59,567	168,990	45.90
Aug-83	0	430,260	6,350	175,146	0	181,497	168,990	45.90
Sep-83	0	430,260	613	58,504	0	59,116	168,990	45.90
Oct-83	0	426,540	0	14,652	0	14,652	148,642	45.05
Nov-83	0	430,260	5,580	23,887	0	29,467	149,258	44.53
Dec-83	0	430,260	18,377	119,721	0	138,099	168,990	45.47
Jan-84	0	430,260	6,950	42,571	0	49,521	168,990	45.90
Feb-84	0	430,260	22,439	92,443	0	114,882	168,990	45.90
Mar-84	0	430,260	50,246	129,337	0	179,582	168,990	45.90
Apr-84	0	427,873	0	23,423	0	23,423	157,413	45.42
May-84	0	430,260	10,733	42,076	0	52,809	168,990	45.62
Jun-84	0	430,260	3,270	26,449	0	29,719	163,709	45.68
Jul-84	0	424,881	0	21,117	0	21,117	152,765	45.12
Aug-84	0	423,175	0	11,206	0	11,206	133,560	43.92
Sep-84	0	416,084	0	10,227	0	10,227	114,605	42.07
Oct-84	0	430,260	49,161	188,178	0	237,339	168,990	43.89
Nov-84	0	430,260	16,342	67,324	0	83,666	168,990	45.90
Dec-84	0	430,260	22,784	72,412	0	95,196	168,990	45.90
Jan-85	0	430,260	25,901	92,848	0	118,749	168,990	45.90
Feb-85	0	430,260	56,993	200,827	0	257,819	168,990	45.90
Mar-85	0	430,260	38,842	203,977	0	242,819	168,990	45.90
Apr-85	0	430,260	1,405	39,720	0	41,125	168,990	45.90
May-85	0	424,572	0	15,891	0	15,891	149,881	45.10
Jun-85	0	421,138	0	46,863	0	46,863	165,906	45.15
Jul-85	0	414,969	0	14,825	0	14,825	148,815	45.06
Aug-85	0	409,600	0	9,985	0	9,985	129,980	43.63
Sep-85	0	408,442	0	14,496	0	14,496	113,016	41.67
Oct-85	0	412,754	0	31,136	0	31,136	116,468	41.14
Nov-85	0	430,260	45,001	389,624	0	434,625	168,990	44.17
Dec-85	0	430,260	21,032	151,186	0	172,217	168,990	45.90
Jan-86	0	430,260	145	27,413	0	27,558	161,548	45.59
Feb-86	0	430,260	8,771	61,737	0	70,508	168,990	45.90
Mar-86	0	428,562	0	20,373	0	20,373	154,363	45.29
Apr-86	0	430,260	483	16,810	0	17,293	144,134	44.61

(1) Month-Yr	(19) Surface Area (acre)	(20) Precip. (in)	(21) Lake Evap. (in)	(22) Usable Water (acre-ft)	(23) Diversion SJRA (acre-ft)	(24) Diversion COH (acre-ft)	(25) EOM Storage (acre-ft)	(26) Lk Houston Outflow (acre-ft)
Jan-81	7,626	2.32	0.64	80,967	7,500	19,500	53,968	0
Feb-81	7,508	2.21	0.85	80,751	7,500	19,500	53,751	0
Mar-81	7,449	1.74	1.93	79,782	7,500	19,500	52,782	0
Apr-81	7,449	2.69	3.36	79,484	7,500	19,500	52,484	0
May-81	10,700	8.75	5.21	160,990	7,500	19,500	133,990	10,197
Jun-81	13,262	9.65	6.63	160,990	7,500	19,500	133,990	249,111
Jul-81	13,262	4.43	6.66	160,990	7,500	19,500	133,990	65,965
Aug-81	12,797	7.01	5.73	155,749	7,500	19,500	128,749	0
Sep-81	13,091	2.91	5.46	160,990	7,500	19,500	133,990	110,037
Oct-81	13,262	6.96	3.32	160,990	7,500	19,500	133,990	51,623
Nov-81	13,262	5.26	1.66	160,990	7,500	19,500	133,990	122,136
Dec-81	13,262	2.05	0.86	160,990	7,500	19,500	133,990	13,599
Jan-82	13,045	1.82	0.64	160,990	7,500	19,500	133,990	2,667
Feb-82	13,022	1.59	0.85	160,990	7,500	19,500	133,990	1,432
Mar-82	13,262	1.55	1.93	160,990	7,500	19,500	133,990	29,147
Apr-82	13,262	2.28	3.36	160,990	7,500	19,500	133,990	207,262
May-82	13,262	6.87	5.21	160,990	7,500	19,500	133,990	323,865
Jun-82	12,767	1.10	6.63	147,477	7,500	19,500	120,477	0
Jul-82	11,847	4.32	6.66	132,758	7,500	19,500	105,758	0
Aug-82	10,770	1.90	5.73	113,437	7,500	19,500	86,438	0
Sep-82	9,271	0.98	5.46	91,279	7,500	19,500	64,279	0
Oct-82	8,044	6.64	3.32	86,086	7,500	19,500	59,086	0
Nov-82	10,952	8.91	1.66	160,990	7,500	19,500	133,990	45,789
Dec-82	13,262	4.91	0.86	160,990	7,500	19,500	133,990	121,130
Jan-83	13,262	2.00	0.64	160,990	7,500	19,500	133,990	78,028
Feb-83	13,262	3.97	0.85	160,990	7,500	19,500	133,990	251,575
Mar-83	13,262	3.85	1.93	160,990	7,500	19,500	133,990	199,695
Apr-83	12,954	0.43	3.36	156,181	7,500	19,500	129,181	0
May-83	13,106	7.29	5.21	160,990	7,500	19,500	133,990	587,445
Jun-83	13,262	5.37	6.63	160,990	7,500	19,500	133,990	21,662
Jul-83	13,262	5.23	6.66	160,990	7,500	19,500	133,990	30,987
Aug-83	13,262	9.42	5.73	160,990	7,500	19,500	133,990	158,575
Sep-83	13,262	7.23	5.46	160,990	7,500	19,500	133,990	34,073
Oct-83	12,620	1.56	3.32	146,791	7,500	19,500	119,791	0
Nov-83	12,256	3.17	1.66	150,801	7,500	19,500	123,801	0
Dec-83	12,931	3.69	0.86	160,990	7,500	19,500	133,990	103,959
Jan-84	13,262	3.99	0.64	160,990	7,500	19,500	133,990	26,224
Feb-84	13,262	4.37	0.85	160,990	7,500	19,500	133,990	91,772
Mar-84	13,262	2.41	1.93	160,990	7,500	19,500	133,990	153,113
Apr-84	12,893	0.56	3.36	154,405	7,500	19,500	127,405	0
May-84	13,045	3.13	5.21	160,990	7,500	19,500	133,990	16,963
Jun-84	13,091	1.99	6.63	158,648	7,500	19,500	131,648	0
Jul-84	12,671	3.43	6.66	149,354	7,500	19,500	122,354	0
Aug-84	11,853	3.52	5.73	131,377	7,500	19,500	104,378	0
Sep-84	10,649	3.87	5.46	113,194	7,500	19,500	86,194	0
Oct-84	11,833	16.05	3.32	160,990	7,500	19,500	133,990	175,096
Nov-84	13,262	2.28	1.66	160,990	7,500	19,500	133,990	57,351
Dec-84	13,262	2.59	0.86	160,990	7,500	19,500	133,990	70,108
Jan-85	13,262	2.10	0.64	160,990	7,500	19,500	133,990	93,363
Feb-85	13,262	5.38	0.85	160,990	7,500	19,500	133,990	235,826
Mar-85	13,262	4.52	1.93	160,990	7,500	19,500	133,990	218,682
Apr-85	13,262	4.31	3.36	160,990	7,500	19,500	133,990	15,175
May-85	12,656	1.57	5.21	146,042	7,500	19,500	119,043	0
Jun-85	12,693	5.29	6.63	160,990	7,500	19,500	133,990	3,499
Jul-85	12,627	4.93	6.66	146,995	7,500	19,500	119,995	0
Aug-85	11,662	1.14	5.73	125,520	7,500	19,500	98,520	0
Sep-85	10,393	4.67	5.46	112,332	7,500	19,500	85,332	0
Oct-85	10,054	6.54	3.32	119,165	7,500	19,500	92,166	0
Nov-85	12,018	4.84	1.66	160,990	7,500	19,500	133,990	368,986
Dec-85	13,262	3.85	0.86	160,990	7,500	19,500	133,990	148,522
Jan-86	13,022	0.71	0.64	160,990	7,500	19,500	133,990	634
Feb-86	13,262	2.74	0.85	160,990	7,500	19,500	133,990	45,597
Mar-86	12,797	1.44	1.93	153,841	7,500	19,500	126,841	0
Apr-86	12,311	2.63	3.36	143,385	7,500	19,500	116,385	0

(1) Month-Yr	(2) Inflow C4' (acre-ft)	(3) Available Water (acre-ft)	(4) Water Surface Elev.	(5) Surface Area (acre)	(6) Precip. (in)	(7) Lake Evap. (in)	(8) Usable Water (acre-ft)	(9) Diversion (Gulf St) (acre-ft)
May-86	50,848	465,260	201.81	21,572	7.93	5.47	440,260	467
Jun-86	37,462	465,260	201.81	21,572	7.39	6.96	440,260	467
Jul-86	2,009	432,269	201.04	21,014	0.19	6.99	420,355	467
Aug-86	486	420,374	200.50	20,630	2.70	6.02	414,673	467
Sep-86	174	414,380	200.22	20,431	5.13	5.73	413,354	467
Oct-86	2,540	415,427	200.21	20,424	3.24	3.49	415,008	467
Nov-86	23,163	437,705	200.79	20,836	4.49	1.74	440,260	467
Dec-86	35,973	465,260	201.81	21,572	5.14	0.90	440,260	467
Jan-87	8,171	438,431	201.19	21,123	2.13	0.67	440,260	467
Feb-87	28,904	459,164	201.67	21,471	3.30	0.89	440,260	467
Mar-87	15,703	445,963	201.36	21,246	1.31	2.03	440,260	467
Apr-87	3,743	434,003	201.08	21,043	0.36	3.53	428,448	467
May-87	2,609	430,590	200.95	20,950	6.52	5.47	432,422	467
Jun-87	49,933	465,260	201.81	21,572	7.61	6.96	440,260	467
Jul-87	3,486	433,746	201.08	21,043	3.38	6.99	427,410	467
Aug-87	2,367	429,311	200.89	20,907	2.35	6.02	422,923	467
Sep-87	2,929	425,385	200.69	20,765	5.97	5.73	425,795	467
Oct-87	754	426,082	200.77	20,822	0.52	3.49	420,936	467
Nov-87	23,119	443,588	201.08	21,043	7.68	1.74	440,260	467
Dec-87	20,145	450,405	201.47	21,326	5.39	0.90	440,260	467
Jan-88	5,482	435,742	201.12	21,072	1.03	0.67	436,370	467
Feb-88	7,576	437,836	201.17	21,108	1.73	0.89	439,310	467
Mar-88	14,954	445,214	201.35	21,239	4.22	2.03	440,260	467
Apr-88	3,724	433,984	201.08	21,043	1.53	3.53	430,480	467
May-88	1,839	431,852	201.03	21,007	1.26	5.47	424,481	467
Jun-88	1,157	425,172	200.72	20,786	2.94	6.96	418,206	467
Jul-88	2,210	419,949	200.44	20,587	3.25	6.99	413,527	467
Aug-88	406	413,467	200.17	20,396	1.70	6.02	406,130	467
Sep-88	568	405,339	199.76	20,111	1.38	5.73	398,043	467
Oct-88	620	376,414	198.29	19,121	0.74	3.49	372,038	467
Nov-88	653	348,928	196.81	18,167	2.11	1.74	349,484	467
Dec-88	3,014	330,350	195.70	17,451	4.16	0.90	335,086	467
Jan-89	32,475	351,450	196.07	17,686	7.67	0.67	361,764	467
Feb-89	9,235	370,532	197.75	18,770	0.75	0.89	370,309	467
Mar-89	48,862	418,705	199.22	19,741	3.29	2.03	420,783	467
Apr-89	4,343	424,660	200.62	20,715	2.20	3.53	422,368	467
May-89	27,933	449,834	201.26	21,174	4.28	5.47	440,260	467
Jun-89	24,841	455,101	201.58	21,406	7.16	6.96	440,260	467
Jul-89	9,324	439,584	201.21	21,137	5.38	6.99	436,743	467
Aug-89	843	431,103	201.01	20,992	2.08	6.02	424,217	467
Sep-89	2,389	426,139	200.74	20,800	2.48	5.73	420,500	467
Oct-89	720	420,754	200.52	20,644	1.96	3.49	418,128	467
Nov-89	841	418,503	200.40	20,559	1.13	1.74	417,453	467
Dec-89	916	417,902	200.37	20,538	3.34	0.90	422,073	467
Jan-90	54,641	465,260	201.61	21,427	6.32	0.67	440,260	467
Feb-90	36,572	465,260	201.81	21,572	3.89	0.89	440,260	467
Mar-90	43,973	465,260	201.81	21,572	3.68	2.03	440,260	467
Apr-90	35,182	465,260	201.81	21,572	3.06	3.53	440,260	467
May-90	22,719	452,979	201.53	21,369	3.83	5.47	440,260	467
Jun-90	1,676	431,936	201.03	21,007	0.93	6.96	421,377	467
Jul-90	1,534	422,445	200.58	20,687	2.52	6.99	414,734	467
Aug-90	587	414,854	200.23	20,438	0.53	6.02	405,509	467
Sep-90	787	405,830	199.78	20,124	2.92	5.73	401,112	467
Oct-90	571	401,217	199.56	19,974	1.90	3.49	398,577	467
Nov-90	756	394,279	199.21	19,734	3.27	1.74	396,791	467
Dec-90	1,865	385,088	198.71	19,399	3.01	0.90	388,494	467
Jan-91	117,009	465,260	200.45	20,595	9.09	0.67	440,260	467
Feb-91	50,570	465,260	201.81	21,572	3.52	0.89	440,260	467
Mar-91	30,727	460,987	201.71	21,500	3.38	2.03	440,260	467
Apr-91	80,488	465,260	201.81	21,572	7.36	3.53	440,260	467
May-91	31,855	462,115	201.74	21,522	7.42	5.47	440,260	467
Jun-91	17,968	448,228	201.42	21,290	4.43	6.96	440,260	467
Jul-91	1,372	431,632	201.03	21,007	1.95	6.99	422,803	467
Aug-91	421	422,758	200.62	20,715	0.64	6.02	413,477	467

(1) Month-Yr	(10) D.S. Calls (acre-ft)	(11) EOM Storage (acre-ft)	(12) Total Outflow (acre-ft)	(13) Lk Houston Gain (acre-ft)	(14) Luce Bayou Transbasin (acre-ft)	(15) Total Inflow Lk Houston (acre-ft)	(17) Available Water (acre-ft)	(18) Water Surface Elev.
May-86	0	430,260	54,803	99,879	0	154,682	168,990	45.16
Jun-86	0	430,260	37,766	230,156	0	267,921	168,990	45.90
Jul-86	0	419,889	0	11,223	0	11,223	145,213	44.91
Aug-86	0	414,206	0	10,785	0	10,785	122,686	42.87
Sep-86	0	412,887	0	39,215	0	39,215	132,613	42.43
Oct-86	0	414,541	0	38,328	0	38,328	142,346	43.46
Nov-86	0	430,260	11,748	79,076	0	90,823	168,990	45.26
Dec-86	0	430,260	43,123	222,293	0	265,416	168,990	45.90
Jan-87	0	430,260	10,271	77,203	0	87,474	168,990	45.90
Feb-87	0	430,260	32,745	110,119	0	142,863	168,990	45.90
Mar-87	0	430,260	13,968	83,344	0	97,313	168,990	45.90
Apr-87	0	427,981	0	16,685	0	16,685	150,675	45.13
May-87	0	430,260	1,696	31,011	0	32,707	153,329	44.72
Jun-87	0	430,260	50,632	273,755	0	324,386	168,990	45.59
Jul-87	0	426,944	0	69,196	0	69,196	168,990	45.90
Aug-87	0	422,456	0	12,551	0	12,551	146,541	44.96
Sep-87	0	425,329	0	21,231	0	21,231	136,325	43.70
Oct-87	0	420,469	0	7,957	0	7,957	115,331	42.26
Nov-87	0	430,260	23,272	170,580	0	193,853	168,990	43.85
Dec-87	0	430,260	27,653	147,020	0	174,672	168,990	45.90
Jan-88	0	430,260	5,644	49,927	0	55,571	168,990	45.90
Feb-88	0	430,260	8,583	38,212	0	46,795	168,990	45.90
Mar-88	0	430,260	18,370	78,188	0	96,557	168,990	45.90
Apr-88	0	430,014	0	23,031	0	23,031	157,021	45.40
May-88	0	424,015	0	11,105	0	11,105	138,872	44.43
Jun-88	0	417,739	0	11,825	0	11,825	119,746	42.52
Jul-88	0	413,060	0	11,612	0	11,612	100,137	40.40
Aug-88	893	404,770	893	8,609	0	9,502	79,900	38.00
Sep-88	21,783	375,794	21,783	6,709	0	28,492	79,900	36.80
Oct-88	23,296	348,275	23,296	6,327	0	29,623	79,900	36.70
Nov-88	21,681	327,336	21,681	6,559	0	28,240	79,900	36.80
Dec-88	15,645	318,975	15,645	12,125	0	27,770	79,900	36.80
Jan-89	0	361,297	0	98,989	0	98,989	152,136	41.33
Feb-89	0	369,843	0	59,403	0	59,403	168,990	45.68
Mar-89	0	420,317	0	89,345	0	89,345	168,990	45.90
Apr-89	0	421,901	0	41,554	0	41,554	168,990	45.90
May-89	0	430,260	17,007	215,341	0	232,348	168,990	45.90
Jun-89	0	430,260	24,728	149,222	0	173,951	168,990	45.90
Jul-89	0	430,260	6,016	50,307	0	56,323	168,990	45.90
Aug-89	0	423,750	0	28,536	0	28,536	162,526	45.63
Sep-89	0	420,033	0	19,866	0	19,866	152,140	45.12
Oct-89	0	417,662	0	9,895	0	9,895	132,110	43.85
Nov-89	0	416,986	0	10,438	0	10,438	114,013	42.00
Dec-89	0	421,606	0	8,664	0	8,664	95,837	40.08
Jan-90	0	430,260	55,606	62,783	0	118,389	168,990	43.04
Feb-90	0	430,260	41,494	132,308	0	173,802	168,990	45.90
Mar-90	0	430,260	46,479	78,900	0	125,380	168,990	45.90
Apr-90	0	430,260	33,874	78,619	0	112,494	168,990	45.90
May-90	0	430,260	19,331	68,112	0	87,443	168,990	45.90
Jun-90	0	420,911	0	12,879	0	12,879	146,869	44.98
Jul-90	0	414,267	0	16,864	0	16,864	132,910	43.58
Aug-90	0	405,043	0	8,664	0	8,664	112,820	41.97
Sep-90	0	400,645	0	11,671	0	11,671	92,710	39.50
Oct-90	4,587	393,524	4,587	12,527	0	17,114	79,900	37.50
Nov-90	13,100	383,224	13,100	13,594	0	26,694	79,900	36.90
Dec-90	15,202	372,825	15,202	10,959	0	26,162	79,900	36.90
Jan-91	0	430,260	73,554	401,366	0	474,920	168,990	42.25
Feb-91	0	430,260	54,827	146,448	0	201,275	168,990	45.90
Mar-91	0	430,260	32,686	42,423	0	75,109	168,990	45.90
Apr-91	0	430,260	86,910	332,401	0	419,311	168,990	45.90
May-91	0	430,260	34,884	141,751	0	176,636	168,990	45.90
Jun-91	0	430,260	13,010	75,337	0	88,347	168,990	45.90
Jul-91	0	422,337	0	20,326	0	20,326	154,316	45.29
Aug-91	0	413,010	0	12,021	0	12,021	134,506	43.98

(1) Month-Yr	(19) Surface Area (acre)	(20) Precip. (in)	(21) Lake Evap. (in)	(22) Usable Water (acre-ft)	(23) Diversion SJRA (acre-ft)	(24) Diversion COH (acre-ft)	(25) EOM Storage (acre-ft)	(26) Lk Houston Outflow (acre-ft)
May-86	12,700	4.29	5.21	160,990	7,500	19,500	133,990	109,103
Jun-86	13,262	6.34	6.63	160,990	7,500	19,500	133,990	240,601
Jul-86	12,519	0.61	6.66	138,901	7,500	19,500	111,901	0
Aug-86	11,167	3.27	5.73	120,397	7,500	19,500	93,397	0
Sep-86	10,881	3.70	5.46	131,017	7,500	19,500	104,017	0
Oct-86	11,550	6.83	3.32	145,724	7,500	19,500	118,724	0
Nov-86	12,774	6.66	1.66	160,990	7,500	19,500	133,990	53,881
Dec-86	13,262	5.71	0.86	160,990	7,500	19,500	133,990	243,776
Jan-87	13,262	2.42	0.64	160,990	7,500	19,500	133,990	62,441
Feb-87	13,262	4.26	0.85	160,990	7,500	19,500	133,990	119,632
Mar-87	13,262	0.88	1.93	160,990	7,500	19,500	133,990	69,152
Apr-87	12,678	0.47	3.36	147,622	7,500	19,500	120,622	0
May-87	12,386	5.39	5.21	153,515	7,500	19,500	126,515	0
Jun-87	13,022	9.31	6.63	160,990	7,500	19,500	133,990	292,820
Jul-87	13,262	4.79	6.66	160,990	7,500	19,500	133,990	40,130
Aug-87	12,555	1.48	5.73	142,095	7,500	19,500	115,095	0
Sep-87	11,708	3.46	5.46	134,374	7,500	19,500	107,374	0
Oct-87	10,770	0.17	3.32	112,504	7,500	19,500	85,504	0
Nov-87	11,807	3.41	1.66	160,990	7,500	19,500	133,990	120,089
Dec-87	13,262	4.56	0.86	160,990	7,500	19,500	133,990	151,762
Jan-88	13,262	1.27	0.64	160,990	7,500	19,500	133,990	29,268
Feb-88	13,262	1.29	0.85	160,990	7,500	19,500	133,990	20,282
Mar-88	13,262	4.88	1.93	160,990	7,500	19,500	133,990	72,818
Apr-88	12,878	1.26	3.36	154,768	7,500	19,500	127,768	0
May-88	12,190	1.32	5.21	134,921	7,500	19,500	107,921	0
Jun-88	10,939	2.00	6.63	115,525	7,500	19,500	88,525	0
Jul-88	9,586	3.23	6.66	97,397	7,500	19,500	70,397	0
Aug-88	8,104	3.52	5.73	78,407	7,500	19,500	51,408	0
Sep-88	7,390	1.20	5.46	77,276	7,500	19,500	50,277	0
Oct-88	7,332	1.29	3.32	78,659	7,500	19,500	51,660	0
Nov-88	7,390	0.41	1.66	79,130	7,500	19,500	52,130	0
Dec-88	7,390	1.26	0.86	80,146	7,500	19,500	53,146	0
Jan-89	10,175	4.80	0.64	155,663	7,500	19,500	128,663	0
Feb-89	13,091	0.90	0.85	160,990	7,500	19,500	133,990	27,131
Mar-89	13,262	3.96	1.93	160,990	7,500	19,500	133,990	64,589
Apr-89	13,262	1.48	3.36	160,990	7,500	19,500	133,990	12,476
May-89	13,262	13.56	5.21	160,990	7,500	19,500	133,990	214,576
Jun-89	13,262	16.28	6.63	160,990	7,500	19,500	133,990	157,616
Jul-89	13,262	1.92	6.66	160,990	7,500	19,500	133,990	24,085
Aug-89	13,053	2.74	5.73	159,273	7,500	19,500	132,274	0
Sep-89	12,671	2.69	5.46	149,215	7,500	19,500	122,215	0
Oct-89	11,807	1.76	3.32	130,575	7,500	19,500	103,576	0
Nov-89	10,604	1.84	1.66	114,173	7,500	19,500	87,173	0
Dec-89	9,384	0.80	0.86	95,790	7,500	19,500	68,790	0
Jan-90	11,277	3.96	0.64	160,990	7,500	19,500	133,990	29,309
Feb-90	13,262	4.54	0.85	160,990	7,500	19,500	133,990	150,881
Mar-90	13,262	5.11	1.93	160,990	7,500	19,500	133,990	101,894
Apr-90	13,262	6.21	3.36	160,990	7,500	19,500	133,990	88,643
May-90	13,262	2.23	5.21	160,990	7,500	19,500	133,990	57,150
Jun-90	12,570	2.98	6.63	143,045	7,500	19,500	116,046	0
Jul-90	11,629	4.85	6.66	131,156	7,500	19,500	104,156	0
Aug-90	10,585	0.31	5.73	108,039	7,500	19,500	81,040	0
Sep-90	9,022	1.57	5.46	89,786	7,500	19,500	62,786	0
Oct-90	7,804	3.79	3.32	80,205	7,500	19,500	53,206	0
Nov-90	7,449	3.01	1.66	80,738	7,500	19,500	53,738	0
Dec-90	7,449	1.81	0.86	80,489	7,500	19,500	53,490	0
Jan-91	10,764	9.58	0.64	160,990	7,500	19,500	133,990	375,440
Feb-91	13,262	5.76	0.85	160,990	7,500	19,500	133,990	179,702
Mar-91	13,262	1.85	1.93	160,990	7,500	19,500	133,990	48,021
Apr-91	13,262	10.25	3.36	160,990	7,500	19,500	133,990	399,926
May-91	13,262	8.56	5.21	160,990	7,500	19,500	133,990	153,338
Jun-91	13,262	10.85	6.63	160,990	7,500	19,500	133,990	66,011
Jul-91	12,797	2.13	6.66	149,485	7,500	19,500	122,485	0
Aug-91	11,893	2.13	5.73	130,939	7,500	19,500	103,939	0

(1) Month-Yr	(2) Inflow C4' (acre-ft)	(3) Available Water (acre-ft)	(4) Water Surface Elev.	(5) Surface Area (acre)	(6) Precip. (in)	(7) Lake Evap. (in)	(8) Usable Water (acre-ft)	(9) Diversions (Gulf St) (acre-ft)
Sep-91	8,448	421,458	200.36	20,531	5.74	5.73	421,470	467
Oct-91	659	421,662	200.56	20,673	0.44	3.49	416,415	467
Nov-91	2,132	418,081	200.35	20,524	3.30	1.74	420,744	467
Dec-91	104,260	465,260	201.58	21,406	8.75	0.90	440,260	467
Jan-92	41,930	465,260	201.81	21,572	6.15	0.67	440,260	467
Feb-92	84,645	465,260	201.81	21,572	5.98	0.89	440,260	467
Mar-92	62,819	465,260	201.81	21,572	4.29	2.03	440,260	467
Apr-92	56,874	465,260	201.81	21,572	6.14	3.53	440,260	467
May-92	34,308	464,568	201.80	21,565	6.60	5.47	440,260	467
Jun-92	51,730	465,260	201.81	21,572	4.62	6.96	440,260	467
Jul-92	4,093	434,353	201.09	21,050	3.11	6.99	427,542	467
Aug-92	1,042	428,117	200.87	20,893	2.63	6.02	422,221	467
Sep-92	1,771	423,526	200.63	20,722	1.58	5.73	416,354	467
Oct-92	784	416,671	200.32	20,502	1.49	3.49	413,261	467
Nov-92	4,442	417,237	200.26	20,460	5.86	1.74	424,256	467
Dec-92	64,035	465,260	201.66	21,464	4.05	0.90	440,260	467
Jan-93	97,410	465,260	201.81	21,572	7.41	0.67	440,260	467
Feb-93	22,051	452,311	201.51	21,355	2.22	0.89	440,260	467
Mar-93	58,122	465,260	201.81	21,572	1.84	2.03	440,260	467
Apr-93	36,848	465,260	201.81	21,572	3.39	3.53	440,260	467
May-93	42,502	465,260	201.81	21,572	7.83	5.47	440,260	467
Jun-93	108,978	465,260	201.81	21,572	7.45	6.96	440,260	467
Jul-93	2,896	433,156	201.06	21,029	0.71	6.99	422,146	467
Aug-93	352	422,031	200.59	20,694	2.40	6.02	415,794	467
Sep-93	1,763	417,090	200.31	20,495	2.30	5.73	411,227	467
Oct-93	7,242	418,002	200.23	20,438	7.97	3.49	425,639	467
Nov-93	5,080	430,253	200.87	20,893	2.94	1.74	432,337	467
Dec-93	2,358	432,618	201.05	21,021	2.93	0.90	436,169	467
Jan-94	26,609	456,869	201.62	21,435	1.76	0.67	440,260	467
Feb-94	37,456	465,260	201.81	21,572	4.52	0.89	440,260	467
Mar-94	36,321	465,260	201.81	21,572	2.64	2.03	440,260	467
Apr-94	27,106	457,366	201.63	21,442	2.60	3.53	440,260	467
May-94	27,378	457,638	201.64	21,449	4.78	5.47	440,260	467
Jun-94	151	430,411	201.00	20,985	3.81	6.96	424,900	467
Jul-94	742	425,175	200.73	20,793	0.36	6.99	413,681	467
Aug-94	1,874	415,089	200.21	20,424	7.65	6.02	417,869	467
Sep-94	1,862	419,264	200.42	20,573	2.55	5.73	413,807	467
Oct-94	220,558	465,260	201.42	21,290	24.44	3.49	440,260	467
Nov-94	2,948	433,208	201.06	21,029	1.00	1.74	431,906	467
Dec-94	58,390	465,260	201.81	21,572	3.85	0.90	440,260	467
Maximum	220,558	465,260	201.81	21,572	24.44	6.99	440,260	467
Average	15,154	388,297	198.07	19,219	3.73	3.70	382,567	467
Minimum	151	141,182	182.00	10,390	0.00	0.67	135,580	467

(1) Month-Yr	(10) D.S. Calls (acre-ft)	(11) EOM Storage (acre-ft)	(12) Total Outflow (acre-ft)	(13) Lk Houston Gain (acre-ft)	(14) Luce Bayou Transbasin (acre-ft)	(15) Total Inflow Lk Houston (acre-ft)	(17) Available Water (acre-ft)	(18) Water Surface Elev.
Sep-91	0	421,003	0	22,530	0	22,530	126,469	42.66
Oct-91	0	415,948	0	9,503	0	9,503	111,794	41.81
Nov-91	0	420,277	0	35,657	0	35,657	119,839	41.26
Dec-91	0	430,260	107,808	241,692	0	349,500	168,990	44.30
Jan-92	0	430,260	51,311	370,324	0	421,635	168,990	45.90
Feb-92	0	430,260	93,324	571,249	0	664,572	168,990	45.90
Mar-92	0	430,260	66,421	232,572	0	298,993	168,990	45.90
Apr-92	0	430,260	61,103	217,715	0	278,817	168,990	45.90
May-92	0	430,260	35,871	78,348	0	114,219	168,990	45.90
Jun-92	0	430,260	47,054	286,437	0	333,491	168,990	45.90
Jul-92	0	427,075	0	34,132	0	34,132	168,122	45.86
Aug-92	0	421,755	0	20,327	0	20,327	154,317	45.29
Sep-92	0	415,887	0	10,048	0	10,048	134,678	44.09
Oct-92	0	412,795	0	9,490	0	9,490	116,301	42.28
Nov-92	0	423,789	0	39,932	0	39,932	127,572	41.87
Dec-92	0	430,260	62,727	102,089	0	164,815	168,990	44.82
Jan-93	0	430,260	109,056	231,816	0	340,872	168,990	45.90
Feb-93	0	430,260	23,946	61,514	0	85,460	168,990	45.90
Mar-93	0	430,260	57,320	167,339	0	224,659	168,990	45.90
Apr-93	0	430,260	36,133	139,669	0	175,802	168,990	45.90
May-93	0	430,260	46,276	362,215	0	408,491	168,990	45.90
Jun-93	0	430,260	109,389	301,344	0	410,734	168,990	45.90
Jul-93	0	421,679	0	21,380	0	21,380	155,370	45.33
Aug-93	0	415,327	0	13,960	0	13,960	139,048	44.31
Sep-93	0	410,760	0	9,952	0	9,952	117,338	42.37
Oct-93	0	425,173	0	36,012	0	36,012	122,818	41.57
Nov-93	0	430,260	1,610	48,296	0	49,906	152,868	43.92
Dec-93	0	430,260	5,442	47,379	0	52,822	168,990	45.79
Jan-94	0	430,260	28,086	21,840	0	49,926	168,990	45.90
Feb-94	0	430,260	43,510	174,516	0	218,026	168,990	45.90
Mar-94	0	430,260	36,957	80,509	0	117,466	168,990	45.90
Apr-94	0	430,260	24,981	19,156	0	44,137	168,990	45.90
May-94	0	430,260	25,677	87,412	0	113,089	168,990	45.90
Jun-94	0	424,433	0	26,132	0	26,132	160,122	45.53
Jul-94	0	413,215	0	10,149	0	10,149	143,520	44.83
Aug-94	0	417,402	0	24,697	0	24,697	134,674	43.37
Sep-94	0	413,341	0	14,355	0	14,355	120,200	42.43
Oct-94	0	430,260	240,347	1,235,076	0	1,475,423	168,990	44.07
Nov-94	0	430,260	1,179	27,841	0	29,019	163,009	45.65
Dec-94	0	430,260	63,222	173,112	0	236,334	168,990	45.90
Maximum	33,594	430,260	240,347	1,235,076	0	1,475,423	168,990	45.90
Average	3,355	376,036	14,788	75,381	0	90,169	135,104	42.72
Minimum	0	140,940	0	1,429	0	1,429	46,306	33.70

(1) Month-Yr	(19) Surface Area (acre)	(20) Precip. (in)	(21) Lake Evap. (in)	(22) Usable Water (acre-ft)	(23) Diversion SJRA (acre-ft)	(24) Diversion COH (acre-ft)	(25) EOM Storage (acre-ft)	(26) Lk Houston Outflow (acre-ft)
Sep-91	11,030	8.53	5.46	129,291	7,500	19,500	102,291	0
Oct-91	10,482	2.62	3.32	111,182	7,500	19,500	84,183	0
Nov-91	10,130	4.04	1.66	121,848	7,500	19,500	94,849	0
Dec-91	12,104	7.03	0.86	160,990	7,500	19,500	133,990	289,582
Jan-92	13,262	7.30	0.64	160,990	7,500	19,500	133,990	401,996
Feb-92	13,262	7.50	0.85	160,990	7,500	19,500	133,990	644,922
Mar-92	13,262	4.15	1.93	160,990	7,500	19,500	133,990	274,447
Apr-92	13,262	4.64	3.36	160,990	7,500	19,500	133,990	253,232
May-92	13,262	7.86	5.21	160,990	7,500	19,500	133,990	90,148
Jun-92	13,262	5.57	6.63	160,990	7,500	19,500	133,990	305,320
Jul-92	13,231	4.50	6.66	160,990	7,500	19,500	133,990	4,751
Aug-92	12,797	3.21	5.73	151,630	7,500	19,500	124,630	0
Sep-92	11,965	4.59	5.46	133,811	7,500	19,500	106,811	0
Oct-92	10,783	1.47	3.32	114,639	7,500	19,500	87,639	0
Nov-92	10,521	9.74	1.66	134,656	7,500	19,500	107,656	0
Dec-92	12,456	3.92	0.86	160,990	7,500	19,500	133,990	114,658
Jan-93	13,262	6.67	0.64	160,990	7,500	19,500	133,990	320,537
Feb-93	13,262	2.43	0.85	160,990	7,500	19,500	133,990	60,206
Mar-93	13,262	5.77	1.93	160,990	7,500	19,500	133,990	201,903
Apr-93	13,262	5.19	3.36	160,990	7,500	19,500	133,990	150,824
May-93	13,262	4.78	5.21	160,990	7,500	19,500	133,990	381,016
Jun-93	13,262	8.93	6.63	160,990	7,500	19,500	133,990	386,276
Jul-93	12,826	3.59	6.66	152,088	7,500	19,500	125,088	0
Aug-93	12,111	1.11	5.73	134,386	7,500	19,500	107,386	0
Sep-93	10,842	1.55	5.46	113,806	7,500	19,500	86,806	0
Oct-93	10,329	11.62	3.32	129,962	7,500	19,500	102,963	0
Nov-93	11,853	7.13	1.66	158,271	7,500	19,500	131,272	0
Dec-93	13,176	2.32	0.86	160,990	7,500	19,500	133,990	24,707
Jan-94	13,262	2.61	0.64	160,990	7,500	19,500	133,990	25,103
Feb-94	13,262	1.08	0.85	160,990	7,500	19,500	133,990	191,280
Mar-94	13,262	1.82	1.93	160,990	7,500	19,500	133,990	90,345
Apr-94	13,262	4.13	3.36	160,990	7,500	19,500	133,990	17,988
May-94	13,262	7.67	5.21	160,990	7,500	19,500	133,990	88,808
Jun-94	12,977	6.86	6.63	160,371	7,500	19,500	133,371	0
Jul-94	12,463	0.36	6.66	136,977	7,500	19,500	109,977	0
Aug-94	11,492	3.82	5.73	132,845	7,500	19,500	105,845	0
Sep-94	10,881	1.85	5.46	116,927	7,500	19,500	89,927	0
Oct-94	11,952	19.40	3.32	160,990	7,500	19,500	133,990	1,420,376
Nov-94	13,068	0.32	1.66	160,990	7,500	19,500	133,990	560
Dec-94	13,262	8.73	0.86	160,990	7,500	19,500	133,990	218,032
Maximum	13,262	19.40	6.66	160,990	7,500	19,500	133,990	1,420,376
Average	11,166	3.96	3.53	131,301	7,390	19,213	104,699	64,036
Minimum	5,841	0.00	0.64	44,857	0	0	44,857	0

Responses